



Michelangelo

Of all the world's great ceiling masters, only one answers

Da Vinci

Armstrong

ngelo

questions by phone.....

Bob

.....1 800 448 1405.

Even if you could get Michelangelo on the horn, would he know anything about code compliance? Could he provide CAD service? Would he have our TechLine database, with the latest info on acoustics and fire ratings? Call TechLine at 1 800 448 1405 (Dept. Tech 4) Mon.-Fri., 8AM-6PM (EST) and ask for Bob, Lisa, Debbie, Julie, or Steve.

Circle 1 on inquiry card

Circle 2 on inquiry card

**April 27**

"19th Century Baltimore Architecture in an Age of Earnest Emulation" lecture by Charles Duff, Baltimore Architecture Foundation, 6:15 p.m. Call 410/547-9000 ext. 237 or 300 for more information.

May 5-8

AIA National Convention and Expo will be held at the Georgia World Conference Center, Atlanta. For more information, call 800/305-7737.

May 6

Walter Wagner Education Forum at AIA convention. For information, call Virgil Carter at 202/626-7300 or Steve Kliment, 212/512-3104.

May 23-25

Lightfair International, Navy Pier, Chicago. Call 404/220-2217 for conference information.

May 27

"Health Care Architecture in an Era of Restraints" seminar, Union of Architects Public Health Group in conjunction with its annual meeting, Budapest. Call 011-49-211-4-5488-0 or fax 011-49-211-4-5488-50 for details.

Through May 15

Jean Nouvel exhibition and media show, Architektur Zentrum Wien, Vienna. Call 011-43-1-522-31-15, fax 011-43-1-522-31-17 for details.

June 5-8

A/E/C Systems will hold its 1995 conference and exhibit at the Georgia World Conference Center, Atlanta. Call Sharon Price at 800/451-1196; 203/665-0153, or fax her at 203/666-4782.

June 6

SMPS conference on "Marketing With Computer-Supported Presentations," Georgia World Congress Center, Atlanta. Call 703/549-6117, fax 703/549-2498 for details.

June 8-11

International Design Conference at Aspen will focus on "redesign-

ing the idea of design." Call 303/925-2257 or fax 303/925-8495 for registration information.

June 22-24

The New York Landmarks Conservancy conference on stained-glass windows in American buildings, Grace Church, 802 Broadway at Tenth Street, New York City. Call 914/278-2187 for information and reservations.

June 23-25

Construction Specifications Institute (CSI) annual convention and trade show, Minneapolis. Call 800/689-2900 for information.

Through June 24

"Temple of Liberty: Building the Capitol for a New Nation" exhibition in the Madison Gallery of the Library of Congress, James Madison Building, traces the effort to create a building reflecting the new nation's ideals. Bicentennial event features newly commissioned models of the Capitol and nearly 200 original documents. Call 202/707-2905 for more information.

Competitions

• A \$15,000 prize will be awarded by the Royal Oak Foundation to the winning entry that displays "a sympathetic collaboration among the three disciplines of architecture, interior design, and landscape architecture." Submissions must be received between April 1 and 15. Call 212/966-6565.

• Portfolio submissions are due April 14 for the Burnham Prize competition sponsored by the Chicago Architectural Club. Eligible are architects under 40 who received their professional degrees after 1985 and are residents of one of eight Midwestern states. Call 708/940-9600 (ext. 1295) for more information.

• Submission deadline is April 28 for design of the Minamata, Japan, memorial to victims of mercury contamination—the "Minamata Disease." Arata Isozaki will judge the entries.

Call 81/966-63-1111.

• Entries for Southern Living magazine's Southern Home Awards competition for outstanding residential design in six categories are due May 31. Call 800/366-4712 for information.

• The James Marston Fitch Charitable Trust will award a \$10,000 research grant and other discretionary smaller grants to mid-career professionals in one or more of the following fields: historic preservation, architecture, landscape architecture, urban design, environmental planning, architectural history, and the decorative arts. Application deadline: May 1. Call the Trust for more information at the offices of Beyer Blinder Belle, 212/777-7800.

• The Young Architects Forum will hold a juried exhibit May 5 open to all architect interns. Write Rodney Dionisio, 1215 Hightower Trail, Building B Suite 220, Atlanta Ga. 30350 for details.

• Design for Transportation Awards Program entries due May 15 in the following categories: architecture (passenger and freight terminals, stations, ports, other structures); historic preservation; urban design and planning; special interest (ADA provisions; mixed-use development). Call Thomas Grooms at 202/682-5437 for entry forms and further information.

• The End open-design competition entries are due May 31. The site is in central downtown Los Angeles, the theme is justice, the program, an urban memorial park to victims of violent crime. Registration fee: \$50; first prize, \$10,000. Call/fax 213/296-6226.

• Western Home Awards competition application forms are due April 10. Contact AIA/Sunset Magazine Awards Committee, 80 Willow Road, Menlo Park, CA 94025 for more information.

ARCHITECTURAL RECORD (Combined with AMERICAN ARCHITECT, and WESTERN ARCHITECT AND ENGINEER) (ISSN0003-858X) April 1995, Vol. 183, No.4. Title © reg. in U. S. Patent Office, copyright ©1995 by McGraw-Hill, Inc. All rights reserved. Indexed in Reader's Guide to Periodical Literature, Art Index, Applied Science and Technology Index, Engineering Index, The Architectural Index, the Architectural Periodicals Index, the Avery Index to Architectural Periodicals, and the Construction Index.

Every possible effort will be made to return material submitted for possible publication (if accompanied by stamped, self-addressed envelope), but the editors and the corporation will not be responsible for loss or damage.

Executive, Editorial, Circulation and Advertising Offices: 1221 Avenue of the Americas, New York, NY 10020. 212/512-2594.

Officers of McGraw-Hill, Inc: Chairman: Joseph L. Dionne. President and Chief Operating Officer: Harold W. McGraw III. Executive Vice President, General Counsel and Secretary: Robert N. Landes. Senior Vice President, Treasury Operations: Frank D. Pengelase.

Associated Services: Sweet's Catalog Files (General Building, Engineering, Industrial Construction and Renovation, Light Residential Construction, Interiors), Dodge Reports and Bulletins, Dodge/SCAN Microfilm Systems, Dodge Construction Statistics, Dodge regional construction newspapers (Chicago, Denver, Los Angeles, San Francisco).

Subscription rates are as follows: U. S. Possessions \$54.00, Canada \$65.00 (payment in U. S. currency, GST included); all other Foreign (including Air): \$160.00, add \$60.00 annually for air freight delivery. Single copy price \$7.00; For Foreign: \$10.00. For Subscriber Services: 609/426-7070. Fax: 609/426-7087

Change of Address: Forward changes of address or service letters to Fulfillment Manager, ARCHITECTURAL RECORD, P. O. 566, Hightstown, NJ 08520. Provide both old and new address; include zip code; if possible attach issue address label.

Guarantee: Publisher agrees to refund that part of subscription price applying to unfiled part of subscription if service is unsatisfactory. Publisher reserves right to accept or reject any subscription.

Copyright and Reprinting: Title © reg. in U. S. Patent Office. Copyright ©1995 by McGraw-Hill, Inc. All rights reserved. Where necessary, permission is granted by the copyright owner for libraries and others registered with the Copyright Clearance Center (CCC) to photocopy any article herein for personal or internal reference use only for the base fee of \$1.50 per copy of the article plus ten cents per page. Written permission must be secured for copying. Write Reprint Manager, 1221 Avenue of the Americas, NY NY 10020; Fax: 212/512-4256. For reprints in bulk-orders, call 609/426-5494 for price quotations and orders.

Subscription List Usage: Advertisers may use our list to mail information to readers. To be excluded from such mailings, send a request to ARCHITECTURAL RECORD, Mailing List Mgr., P. O. Box 555, Hightstown, NJ 08520.

ARCHITECTURAL RECORD (ISSN0003-858X) is published monthly by McGraw-Hill, Inc. Second class postage paid at New York NY and additional mailing offices. Postage paid at Montreal, Quebec, Canada. Canada Post International Publications Mail Product Sales Agreement No. 246565. Registered for GST as McGraw-Hill, Inc. GST Number R123075673

Postmaster: Please send address changes to: ARCHITECTURAL RECORD, Attn: Fulfillment Manager, P. O. Box 566, Hightstown, NJ 08520. This issue is published in national and separate editions numbered or allowed for as follows: 16Wa-16Wd; 17E.

PRINTED IN U.S.A.



James E. Grimes, A.I.A., Tuscaloosa, AL

"Ceco's standing seam roof is weathertight and warranted that way for 20 years. It's proven on 130 million square feet of roof in place today."



Ric Battershell, Architect, Plainfield, IN

"Ceco's District Sales Manager provides me with personal service anytime I ask for it. And their specification disk is invaluable in our initial planning stages."

We Focus Five Decades On RESPONDING TO YOU

For almost half a century Ceco Building Systems has worked with architects with one objective in mind -- to satisfy your clients' needs. We have the talent, the systems and the products to meet your expectations of what a pre-engineered building should provide, and we work with you in a way that is compatible with your style.

Call 1-800-474-CECO for more information about Ceco. Discover for yourself, we're responsive to you.



 **Ceco Building Systems**

*For more information about Ceco call 1-800-474-CECO.
Plants in Columbus, MS; Mt. Pleasant, IA and Rocky Mount, NC.
Headquarters: Columbus, MS*

Circle 3 on inquiry card

Size it up.

B-size output for under \$2,000* with the HP LaserJet 4V.

Whether you're doing a check proof or final output, you need a fast, accurate way to do B-size printing. The LaserJet 4V not only delivers work at 11" x 17", but gives designers the high degree of accuracy they need. In addition to 600 x 600-dpi print quality, HP ups the accuracy with Resolution Enhancement technology, microfine toner and 120 levels of gray. And because deadlines are meant to be met, the LaserJet 4V handles a variety of paper sizes with a 33-MHz RISC-based processor and a 16-ppm engine. B-size prints at 9 ppm. Of course the printer is totally compatible with all leading CAD software, including AutoCAD™. Adobe™ PostScript™ software is optional. Get the accurate B-size output you need for less than \$2,000. Call for more information and print samples.† And get the big picture.

HP LaserJet Printers



\$250 Off

HP LaserJet 4V with
HP JetDirect card

Offer good thru 7/31/95

*Average U.S. retail price. Actual price may vary. AutoCAD is a U.S. trademark of Autodesk, Inc. Adobe and PostScript are trademarks of Adobe Systems Incorporated which may be registered in certain jurisdictions. ©1995 Hewlett-Packard Company. PE12538

†Call 1-800-LASERJET, Ext. 9172. In Canada, call 1-800-387-3867, Dept. 9172.



© Grant Mudford photo

Frank Israel's contribution to the rebuilding of the fire-ravaged Oakland hills (page 82).

Next month

Projects include work by O.M. Ungers, Herzog & De Meuron, Renzo Piano, and Susan Maxman.

Building Types Study 726 features judiciary facilities.

Also in May

RECORD LIGHTING Supplement.

In The Profession

- ARCHITECTURAL RECORD's Second Annual Computer Delimitation awards.
- The digitizing of information and the design of research libraries.
- Reviews of new software and hardware.

Introduction 61

**Spiral House
North Castle, New York 62**

Dean/Wolf Architects

**Private Residence
Chicago, Illinois 68**

Frederick Phillips & Associates, Architect

**Sarli Residence
Juniper Hills, California 70**

Judith Sheine, Architect

**Zumikon Residence
Zumikon, Switzerland 74**

Gwathmey Siegel & Associates Architects

**Casa Cei
Tuscany, Italy 80**

*Sottsass Associati, Architect
Studio Maestrelli, Associate Architect*

**Drager Residence
Oakland, California 82**

*Franklin D. Israel Design Associates,
Architect*

**31st Street House
Santa Monica, California 88**

Koning Eizenberg Architecture, Architects

**Lombard/Miller House
Westby, Wisconsin 92**

Brooks & Carey, Architect

**Barry's Bay Cottage
Ontario, Canada 96**

Hariri and Hariri, Architects

THE PROFESSION

Indicators 25
Small-City Practice 26
Regulations 32
Software Reviews 34
Kitchens & Baths Portfolio 36
Product Briefs 42

Construction Volume/Housing Starts, Sales
Architecture Outside Major Metro Areas
ADA: Barrier-Free It Isn't
AutoCAD Add-Ons from Softdesk and Eclipse
Natural Materials Used Naturally
New Products for the House

Editorial 9

New A vs. E Dispute Is a No-Win Case

Calendar 4
Design News 11
Observations 19
Manufacturer Sources 107

Product Literature 109
Classified Advertising 121
Advertising Index 122
Reader Service Card 123

Cover: Lombard/Miller House, Westby, Wisconsin
Brooks & Carey, Architect
© Cervin Robinson photo



Five new porcelain pavers with water absorption rates of almost 0%. And breaking strengths that double the ANSI standards.

An impervious body built to last under any conditions. The perfect tile for exterior cladding, tunnels, signage or any area where freeze/thaw exposure is a concern.

Porcelain Pavers From Summitville: There Are No Equals.

At Summitville, the word is new. New pavers, new techniques, a new approach for the tile industry innovator.

A fresh approach highlighted by a new breed of impervious glazed porcelain pavers. Pavers unequalled on the world tile market for quality, versatility and durability.

All Summitville porcelain pavers, including our new tread tiles—Summit-Tread and Tactile-Tread—are impervious and virtually eliminate freeze/thaw failure.

Each Summitville paver is made from recycled waste products from the feldspar industry in a new high-tech facility. This tradition of respect for our environment has been a part of Summitville since 1912.

To learn more about Summitville's new porcelain pavers, complete the reader service card and get all the facts from full-color product information.

When you're searching for porcelain paver solutions, turn to Summitville. The tile industry innovator.



 **Summitville**[®]
Summitville Tiles, Inc., Summitville, Ohio 43962
FAX 1-216-223-1414

Circle 4 on inquiry card

MADE IN USA
MEMBER - TILE COUNCIL OF AMERICA INC.

New A vs. E Dispute Is a No-Win Case

Editor

Stephen A. Kliment, FAIA

Managing Editor

Carolyn De Witt Koenig

Senior Editors

*Charles K. Hoyt, FAIA**Karen D. Stein, (Managing)**James S. Russell, AIA (Managing)**Charles D. Linn, AIA (Managing)*

Associate Editors

*Joan F. Blatterman**Clifford A. Pearson*

Design Director

Anna Egger-Schlesinger

Design Associate

Matthew Dvorozniak

Acting Production Manager

Janna L. Robinson

Architectural Illustrators

*Peter M. De Witt**Muriel Cuttrell (Consultant)*

Design Consultant

Massimo Vignelli

Editorial Advisory Panel

*William J. Stanley, III, AIA**Ivenue Love-Stanley, AIA*

Contributing Editors and Consultants

*David Ballast, AIA**Robert Campbell, FAIA**Kristine Fallon, FAIA**Phillip Kidd, Finance**Robert Murray, Economics**Peter Piven, FAIA**Steven S. Ross, Computers**Norma Sklarek, FAIA*

Correspondents

*Aaron Betsky, Los Angeles**David Cohn, Madrid**Claire Douney, Paris**Beth Dunlop, Miami**Pam Kinzie, AIA, San Francisco**Victoria S. Lautman, Chicago**Nancy Levinson, New England**Tracy Metz, Amsterdam**Gerald Moorhead, FAIA, Houston**Naomi R. Pollock, AIA, Tokyo*

Group Director, Circulation

Dawn Downes-Cosgrove

Director of Classified Advertising

Gabrielle Boguslawski

Director, Special Projects

Charles T. Pinyan

Director of Business and Production

Joseph R. Wank

Director, Financial Operations

Helen Lisica

Business Manager/Publisher

José Quiñones

Publisher

Howard M. Mager

Inquiries and submissions of work for publication may be sent to the editors listed below who are responsible for the subject areas named:

*Carolyn De Witt Koenig, design news**Karen D. Stein, buildings, interior design**Clifford A. Pearson, observations, books**Charles K. Hoyt, at large**James S. Russell, technology, practice**Joan F. Blatterman, new products**Charles D. Linn, RECORD LIGHTING**Editorial Offices: 212/512-2594**Editorial Fax: 212/512-4256**Subscriber Service: 609/426-7070**Subscriber Fax: 609/426-7087**E-Mail: JSRRRecord@aol.com.*

A horse long thought dead has been given a new lease on life ever since the National Society of Professional Engineers' Administrative Council sent a letter on January 6 to the Antitrust Division of the Justice Department, urging a look into alleged activities by architectural groups (only NSPE and DOJ know which groups, and they aren't telling) aimed at limiting engineers' access to the design of buildings.

This would have been less of a shock had not the AIA in 1972 and again in 1990 undergone antitrust traumas over ethical rules restricting competitive price bids—events that ended in consent degrees after untold thousands of hours of staff work and millions in legal expenses. Understandably, neither the AIA nor its state components want to repeat the process, and that is why the letter, which at this mid-March writing is still a landmine on some Justice Department functionary's desk, is causing such anxiety in the realms of organized architecture.

The issue has for generations roiled relations between architects and engineers—and, indeed, other groups competing for business in hard times. A very few states either allow engineers and architects to work in each others' turf, or else forbid it totally. In most states, says NCARB general counsel Carl Sapers, licensing laws require buildings intended, in the language of the law, for "human habitation and occupancy," to be designed by an architect (with certain exceptions, such as custodial buildings incidental to the operation of a structure such as a dam or bridge). Engineers for their part design structures and systems. Architects claim with good reason that a building is more than a mere assembly of products and materials that must not be allowed to fall down, burn, or otherwise endanger the health, safety, or welfare of occupants. Buildings also must meet human needs for comfort, light, air, and mental uplift; and face a great array of urban design and other challenges which architects spend seven years learning and another three in practice before taking a unique licensing exam. Engineers, unlike architects, specialize in highly discrete disciplines, from chemical to mechanical to civil to structural. How does this qualify them, architects ask, to design buildings for people?

Monte Phillips, who heads the 70,000 member-strong, heavily civil engineer-weighted NSPE, has a different slant altogether. He told RECORD that to him, it's an issue of taking away the public's right to select its building design services from any qualified source, including engineers. As he sees it, the intervention of local architectural licensing board members and local architectural organizations in some recent cases is nothing less than a "coordinated plan" to restrict freedom of choice. AIA president Chester Widom, who last April in Tucson signed a statement of cooperation with NCARB, NSPE and ACEC (an engineering society that is staying on the sidelines this time, to Phillips' chagrin), says that all is covered under the Tucson agreement.

To Sapers, the idea of a concerted effort by architects to keep engineers away from building design is "palpable nonsense." And he quotes Mario Salvadori from an NCARB survey of prominent engineers and architects: "It is inconceivable that an engineer who knows what architecture is would put up any building that is for human occupancy of any kind, without an architect."

But in the long term the entire issue of turf is moot. Some day we are going to see so-called expert systems which will concentrate knowledge in great databases accessible to all, blur distinctions among the design professions, and spawn a whole new approach to licensing. Meanwhile, legislatures in most states seem to have assigned buildings for human occupancy to architects. *Stephen A. Kliment*

**Introducing
Decora Plus.
When the finer
points matter,
the screwless
face makes a
cleaner, more
elegant design.**

Standard wallplates have exposed screws right on the face. Not so with new Decora Plus. This Leviton innovation has no screws to mar the appearance. Add to that a softer concave rocker design and the result is a look of pure elegance.

Even better, these beauties have real strength underneath. The inside is strictly commercial grade quality construction that stands up to demanding applications. These devices are engineered for maximum flexibility, too. In fact, you can fit Decora Plus wallplates onto existing Decora devices. Choose from a wide variety of models and six contemporary colors. With Decora Plus, you'll always find just the right touch!


See for yourself. Send us your business card and we'll send you a FREE Decora Plus switch and wallplate as well as



a Decora Plus video. Write today: Michelle Barbossa, Leviton Manufacturing Co., Inc., 59-25 Little Neck Parkway, Little Neck, NY 11362.

Or call 1-800-323-8920, ext. 6655.

In Canada, Leviton Manufacturing of Canada, Ltd., 165 Hymus Boulevard, Pointe Claire, Quebec H9R 1G2, 1-514-954-1840 or FAX 1-514-954-1853.




LEVITON

Circle 5 on inquiry card

Atlanta

Georgia Has the '96 Summer Olympics on its Mind


1.,2. Olympic Stadium: Heery; Rosser Fabrap; Ellerbe-Becket.
 3. International Festival area: MSTSD Architects, Atlanta.
 4. Aquatic Center: Stanley Love-Stanley; Smallwood, Reynolds Stewart, Stewart.

With about 500 days remaining until the Centennial holding of the modern Olympic Games debuts in its city, Atlanta's planning and construction activity picked up noticeably in mid-March. Many of the Summer Olympics '96 sites are scheduled for near-completion in time for a dry run during the Pan Pacific Games this August.

Atlanta's game plan for post-Olympics buildings is based on a break-even doctrine, imposed by the Atlanta Committee for the Olympic Games (ACOG) on all facilities. The 85,000-seat Olympic Stadium, for instance, a \$209-million project, will be converted into a new home for the Atlanta Braves. The financial sponsorship and influence of broadcasting magnate Ted Turner's baseball franchise on the stadium project has played a significant role in its evolution from a Modernist precast concrete-clad scheme to a traditional brick-arched, exposed-steel framework design, intended to evoke nostalgia for old inner-city ballparks.

The Aquatic Center, designed by two Atlanta-based minority-owned firms in joint venture, also will have life after the Olympics. The \$17.5-million open-air facility, with its clearspan 300- by 200-ft steel-trussed roof and 13,000 seats (of which only 2,000 are permanent) will become the property of Georgia Tech after the games. It plans to remove the 11,000 temporary seats and their secondary structure and enclose the space.

The most memorable Olympic project may well be the one with the smallest construction budget, the shortest life span, and no athletic events—a 17-acre International Festival area, designed as a series of temporary, recyclable steel and fabric pavilions for ceremonies, displays, and entertainment. Plans for the open-air complex, by MSTSD Architects of Atlanta, call for a carefully planned hierarchy of high- and low-ceiling planes and vertical panels to provide intriguing interior-like spaces. *John Hawkins*



1

2



3

4

© The Atlanta Journal/The Atlanta Constitution

Cyprus

KPF Wins Competition to Design Nicosia's New Parliament




Kohn Pedersen Fox and D. Kythreotis and Associates have won a competition to design a new Parliament Building for Nicosia, Cyprus. The \$32-million building is a 40,000-sq-ft square, dramatically sliced in two at an angle. The main, marble-clad foyer is

anchored by a towering alabaster drum, which houses the Parliament chamber. Behind, the square dissolves into a massive garden, flanked by offices. In a democratic gesture, the garden connects with a parliamentary park to draw visitors into the site. ■

Los Angeles


The '60s Meet the '90s With Panache

Melvyn Bernstein's Uyemura residence in Newport Beach, Calif., wraps banal '60s tract housing into more subtly articulated spaces. The elegant design adds a new living/bedroom space to an existing garage and bedroom. A new roof breaks from gentle arc to "folded plane" as it moves from living area to master bedroom. The living area's focus is an enclosed garden, while the master bedroom overlooks the Pacific. In keeping with its origami theme, the street facade folds irregularly as well. The project received an AIA Los Angeles Design Award. ■



Berlin

World-Class Velodrome and Swimming-Pool Complex May Help East Berlin's Growth



Berlin lost the year 2000 Olympic Games but gained French architect Dominique Perreault's velodrome and swimming-pool complex. Currently under construction, with 98,000 sq meters (1-million sq ft) of world-class sports facilities, the project will be an


important impetus for growth in eastern Berlin. The minimalist design separates the two main programs into a circle for the cyclists and a rectangle for the pool (1). Each is submerged below a 10-hectare (24.7-acre) park to minimize the impact of the massive

geometry. When finished in 1998, the flat roofs of woven-metal fabric and two-layer-thick glass will act as reflecting "pools" by day and scintillating jewels by night. The real pool (2) will, of course, have real water. *Claire Downey*


Architects for Shelter Build Tiny Houses For Small Fry



1 The Architects for Shelter recently auctioned off a dozen elaborate playhouses by a number of LA architects, raising \$25,000 for the Ocean Park Community Center, which provides shelter and social services for children and adults. The houses are large enough to



2 play in, and the designs range from ultra-sophisticated to playfully absurd. Tim Felchlin designed a two-story "tree house," with a turret that pops out on top, like a series of stacked crates (1). An ingenious house, designed by Richard Warner, looks



3 like an unraveled paper lantern, and functions like a tent. Canvas is stretched over a faceted steel frame, and a wing-like roof seems to hover above (2). Kanner Architects donated a "swiss cheese" cube balanced on a slide and a climbing wall (3). ■

© Tom Bonner photos

Design

Briefs

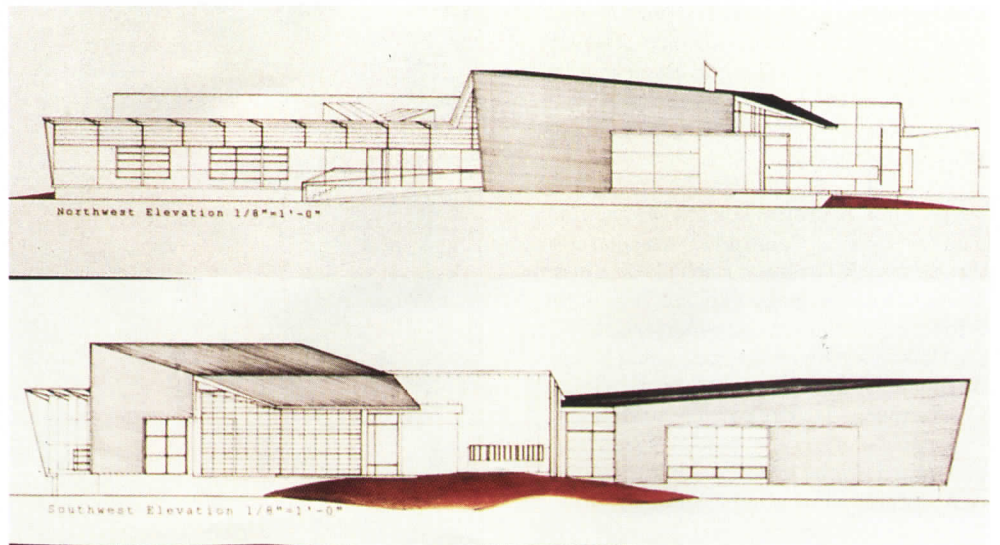
- Frank Lloyd Wright is still building. Monona Terrace, Wright's design for a civic complex in his boyhood town, Madison, Wis., was thwarted by local politicians 57 years ago. But the vast project, which once included a railroad station and court houses, has now been revived as a convention center. The 4.4-acre project is scheduled to open in 1997.
- In Chicago, plans were announced to restore Wright's Prairie-School-style masterpiece, the Robie House. The house, built in 1909, will open as a museum in two years.
- The Southern California Institute of Architecture is setting up a referral service. The SCI-Arc Network will put potential clients in touch with younger graduates through a 24-hour number (310/574-1123), and provide them with resumes and photographs of their projects.
- The Municipal Art Society in New York has opened Kid City, an exhibit that teaches children about architecture and the environment. The interactive show includes full-scale structural elements from a 1740 Dutch farmhouse, and "time telescopes" that let visitors examine the history of various landmarks.
- The American Society of Architectural Perceptivists has received the AIA's 1995. Institute Honor Award. ■

New Jersey

Head Start Competition Brings Architects' Touch to Childcare Facility

For 30 years, Head Start facilities have been banished mostly to church basements. But a competition organized by the Early Child Facility Fund acknowledges the contribution architecture can make to a learning environment. Cambridge, Mass., Fardjadi, Fardjadi, Scott's winning competition entry for a prototype school in New Jersey shows just how subtle that contribution can be.

The project rests on the back of a "turtle shell," a shallow mound that subtly lifts children off the ground. A sweeping roofscape slopes up from the building's central spine, which feeds into classrooms and leads from the main entrance out to tree-covered grounds in the back. There, an indoor playground with a claw-like roof can be opened or closed to the landscape. *Nicolai Ouroussoff*



Beyer Blinder Belle Is Honored With Firm of the Year Award For its "Collaboration With the Past"

Beyer Blinder Belle has won the American Institute of Architects' 1995 Architecture Firm of the Year Award. Best known for its work in preservation, the New York-based firm has quietly and cleverly rehabilitated a massive number of landmarks in its native city over a 25-year period.

Twenty years ago, the firm designed the South Street Seaport Museum Block in lower Manhattan—a laudable adaptive-re-use project that signaled the direction the firm would take: melding the past with the present. The Seaport project was esthetically rooted in the cast-iron architecture of an earlier time yet skillfully adapted to its new purpose: attracting tourists and the businesses that follow them. The firm calls this work a "collaboration with the past."

"Our philosophy," says John Belle, "is that buildings draw their solutions from their environment, their context, and their culture. That's what has kept us lively."

Since then, Beyer Blinder Belle has designed the Ellis Island Museum of Immigration, the (original) Museum of Broadcasting on Fifth Avenue, the Henri Bendel Store in the restored Rizzoli and Coty Buildings, and, further afield, McKim Mead and White's Newark Pennsylvania Station—all major projects that have had a tremendous impact on the fabric of New York City and environs.

Today, the firm is in the midst of two major rehabilitation projects. It is restoring Paul Rudolph's Modernist masterpiece, the Art and Architecture building at Yale University; and, perhaps the penultimate restoration, Grand Central Terminal [RECORD, February 1995, page 13].

Further north, projects include a recreation plan for the Erie Canal and travel plazas on the New York Thruway. Each plaza caters to its region: stone, lodge-like buildings in the Adirondacks; timber, barn-like structures in the Catskills. "We're now beginning [the] Albany to Buffalo [section]," says Belle. "We've touched every part of the state."

The award will be presented in May at the AIA national convention in Atlanta.

Nicolai Ouroussoff


1980s



1980: Museum of Broadcasting, New York City



1983: South Street Seaport, NYC



1985: The Limited, New York City



1987: Dalton on Greenwich, NYC

1990s



1990: Harborside, Jersey City, New Jersey




1990: Ellis Island, New York Harbor

FUTURE



Grand Central Terminal, New York City



Yale Art & Architecture Building, New Haven

Roche Dinkeloo's "Enduringly Significant" Ford Foundation

One of New York City's few true Modernist landmarks was awarded the American Institute of Architects' 1995 Twenty-Five-Year Award. The Ford Foundation Building, designed in 1967 by Kevin Roche John Dinkeloo and Associates, got the award for its "enduring significance."

Nestled at the surprisingly peaceful east end of Forty-Second Street, the Ford Foundation is an L-shaped, midblock office building that wraps around two sides of its famous atrium, which shimmers with foliage. The pristine, 12-story glass space opens up to the southeast, facing Tudor City and the East River.

This masterpiece was what others adapted (and debased), infesting American cities with a myriad of mundane atrium spaces. But none has ever replicated its chilling elegance. Here at the Ford Foundation, Roche once said, "It will be possible to look across the court and see your fellow man or sit on a bench in the garden and discuss the problems of Southeast Asia."

Outside, the building's massive granite columns and heavy upper stories give it a solemn, brooding air in keeping with its late Modernist language. But this impression fades when one enters the central space, the columns thinning until they almost disappear, the rusting steel structure hanging lightly between them.

The celebrated space is bucolic and serene—even aloof. Entering from Forty-Second Street, a gently rising brick stair follows the change in grade up to Forty-Third Street, bypassing the garden. The garden itself twirls down towards a fountain, the atrium's delicate glass walls shooting upwards behind it. (Despite Roche's prediction, there is, in fact, nowhere to sit in the space.) The committee noted that there have been no changes in the building's use or design since it opened 28 years ago.


The award was presented at the AIA's late-winter Accent on Architecture Awards ceremony in Washington, D.C. Previous winners of the Twenty-Five-Year Award include Frank Lloyd Wright's Taliesin West and Eero Saarinen's Dulles International Airport Terminal. *Nicolai Ouroussoff*



FOLLANSBEE
ROOFING METALS


You can specify TCS[®] two ways...

MILL FINISH




*either way,
TCS
(terne-coated
stainless steel)
will weather
to an attractive,
warm gray*

PRE-WEATHERED



AFTER 12 MONTHS

Hinsdale High School, Hinsdale, Illinois
Architects: Cone & Dornbusch



AFTER 3 MONTHS

Pittsburgh International Airport
Architect: Tasso Katselas

Follansbee makes its terne-coated stainless available in two finishes—the standard mill finish and a pre-weathered finish. Both will weather to the attractive, gray finish characteristic of TCS.

MILL FINISH. TCS is a reflective silver color when the terne alloy is first applied (see sample). After exposure, it will gradually oxidize to a gray tone in 8 to 24 months.

PRE-WEATHERED FINISH. The pre-weathered TCS finish is a mill-applied wash coat used to limit

initial reflectivity, changing from its brownish color (see sample) to a gray tone in approximately 3 months after exposure.

Once TCS has reached its warm, gray finish, weathering virtually stops and the architectural stainless base plate is protected for decades of service. TCS never requires painting and maintenance is minimal.

We will be happy to send you samples of the available TCS finishes. Call us toll-free, 1-800-624-6906.



MADE IN U.S.A.
and available



in the UK and in Europe
through
FOLLANSBEE UK, Ltd.
44-81-367-6463
and
BRODERICK STRUCTURES
44-483-750-207



in the Pacific Rim
through
SUMITOMO
(03) 3237-4134

**TERNE...the beauty of color
TCS...beauty by mother nature**

FOLLANSBEE[®]
FOLLANSBEE STEEL • FOLLANSBEE, WV 26037

Call us toll-free 1-800-624-6906

Circle 6 on inquiry card

TISCHLER WINDOWS AND DOORS. UNCOMMON. UNCOMPROMISING.




TISCHLER UND SOHN

Made in Germany since 1888.

Three Greenwich Office Park 51 Weaver Street Greenwich, CT 06830 USA Telephone 203/622-8486 Telefax 203/622-8558 Toll-free 800/282-9911

Circle 11 on inquiry card



YOU NEED OPTIONS.

At Mannington Commercial, we want the environment you're creating to be as grand. Intimate. Elegant. Austere. Spare. Or as spectacular as you do.

No single source in the flooring industry gives you as many color, texture, design and styling options as Mannington Commercial. All have been specifically designed to work together and complement each other.

And no single source provides you with as wide a range of service options, from the planning stages, through installation, and beyond.

Flooring options. Design options. Service options. All these options make Mannington Commercial your best option.

To find out what your Mannington options are, call 1-800-241-2262.

**A PRE-WAR INNER CITY HOSPITAL.
INSTITUTIONAL, IMPERSONAL,
IN NEED OF MODERNIZATION.
WITHOUT SKIPPING A BEAT IN
PATIENT CARE, DESIGN EACH WING
TO COMFORT, TO NURTURE, TO HEAL
BOTH BODY AND SPIRIT.**



**MANNINGTON.
COMMERCIAL**

SHEET VINYL ■ VINYL COMPOSITION TILE
MODULAR CARPET ■ 6 FOOT CARPET
BROADLOOM CARPET

Air Force Academy: Life and Times of an Icon

Modernism at Mid-Century: The Architecture of the United States Air Force Academy, edited by Robert Bruegmann. Chicago: University of Chicago Press, 1995, 200 pages, \$70.

Reviewed by Jack Hartray

The size and symbolic importance of the Air Force Academy in Colorado Springs almost guaranteed that the project would help define the architectural style of its time. *Modernism at Mid-Century* reminds us of how short a time this was.


This book is almost too attractive. Its generous format and graphic quality suggest a coffee-table publication, but the text is a substantial collection of thoughtful articles and sidebars. These can be read in any order, but eventually we read them all, because the history of the Academy tells us so much about who we were in the '50s.

We emerged from the great war victorious and fully employed. A generation of veterans were granted entitlements to college degrees and the easy credit needed for housing and equipping new families. President Eisenhower may have expressed concern about the military-industrial complex, but to most of us both seemed benign.

The imagery of the Academy's buildings, furnishings, and cadet uniforms expresses a clear optimism that is now hard to remember. We turn the pages with the kind of shock we experience in browsing through our high-school year books. In a thoughtful essay assessing the plan and design of the Academy, Robert Bruegmann explains the origins of its style and accounts for much of what followed. His chapter is the central organizing element of the book, but there are hidden gems in the supporting essays as well.

The discussion of landscape provides insight into the motives and methods of Dan Kiley, perhaps the only American landscape architect at that time who was prepared to work at

Jack Hartray is a principal of Nagle, Hartray & Associates. As a junior designer at SOM in 1956, he worked briefly on the Air Force Academy project.



© Hedrich-Blessing, courtesy of Chicago Historical Society

the scale of the Academy. There is also an interesting digression on Hollywood's involvement in fashioning the cadet uniforms.

The chapter on photography and the public exhibition of the initial design includes a discussion of the relation between architectural symbolism and national policy. It also explains the importance of presentation techniques when the client is a democracy with unpredictable Congressional representatives. Then as now, the Congress was capable of derailing any presentation. Its comedic talent seems to be one of the constants of our national history. The Congressional investigation of the Academy's subversive "International" design with its "ungodly" chapel turned into a national farce. SOM sailed through this tempest with few compromises, proving how good they were at managing big egos and unruly events.

They were probably also great architects. They created consensus where previously there had not even been a precedent. The SOM version of the International Style, which evolved from Lever House and the Air Force Academy, owed more to the graphic arts than to previous buildings or modern construction techniques—for the simple reason that this new architecture had never been built before.

View of the Terrazzo Level of the Air Force Academy with the Cadet Quarters to the right and the Administration Building in the distance (below). The natural forms of the mountains provide a striking contrast to the grid of the buildings and the plaza.

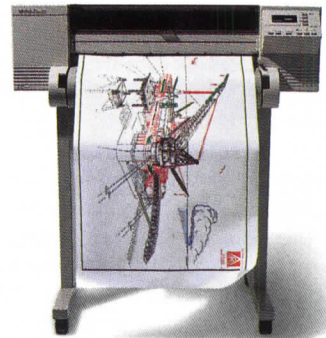
At the Air Force Academy, SOM built it. But those sleek, photogenic details were hard to figure out. The corner mullions of the clear-span dining hall, for example, had to accommodate over seven inches of movement in two directions while still looking thin. After it was designed, there was then the problem of getting it built. The construction industry did not share the revolutionary enthusiasms of the young designers. Neither did the group of old gentlemen who wrote the specifications. No aspect of the industry or profession was left unchallenged by this project.

The Cold War outlived Modernism. By the time the Soviet Union collapsed, the State Department was ensconced in Tory office interiors and our architectural avant-garde was laboring for Mickey Mouse's world empire. In retrospect, it seems that Modernism failed, but at least it was a failure of heroic proportions. Perhaps it should be judged by what was attempted.

Looking at the Academy in 1995 is refreshing. Like the Washington Monument and Lincoln Memorial, it projects a clear and constant sense of purpose. This may be inappropriate in our present historic predicament, but it might also indicate that it is time to resume the search for the truth that was hidden in Modernism. ■

*E-size model priced at just \$7,995. Suggested U.S. list prices. Adobe and PostScript are trademarks of Adobe Systems Inc. which may be registered in certain jurisdictions. In Canada call 1-800-387-3867, Ext. 8373. PE 12422 ©1995 Hewlett-Packard Company

The Unplodder.



5-minute plots

The HP DesignJet 650C
plotter never plods.

\$6,995*

You've waited long enough. It's time you owned an HP DesignJet 650C—the plotter that delivers final-quality, D-size, color plots in under five minutes.

Just imagine working with brilliant, 300-dpi color for area fills, shading and data differentiation. As well as crisp, 600-dpi-quality monochrome. And with HP's proven inkjet technology you'll meet with no pen-related problems.

Options include true Adobe™ PostScript™ Level 2 software and HP JetDirect cards for connections to most popular networks. For more information and the name of your local HP demo dealer, call:

1-800-851-1170, Ext. 9117.†

 **HEWLETT®
PACKARD**

The Architecture of Alienation: The Political Economy of Professional Education, by David Clarke. New Brunswick, N.J.: Transaction Publishers, 1994, 191 pages, \$33.

Reviewed by Madlen Simon

Architecture is a profession gripped by an identity crisis. Is it an art, a craft, a science, or a branch of philosophy or literature? The variety of venues for architectural education points up this confusion. University, technical school, art school, and atelier are variously touted as proper locations for the education or training of architects.

In *The Architecture of Alienation*, David Clarke, professor of advanced technical studies at the College of Technical Careers at Southern Illinois University, builds a strong case for a liberal-arts education as a foundation for architectural studies.

The book is a David Clarke reader, a compendium of diverse short pieces joined by the author's thesis that architectural education and practice will perish in isolation if not linked to culture.

The centerpiece of the book is a chapter entitled "French Revolutions," which weaves an analysis of French architectural education throughout history into a fascinating narrative. Clarke starts off with an essay on the place and people, a flowing discourse showing both familiarity and love for French geography and culture. As he traces the roots of French architectural education in this civilization, he paints a sinister picture of a government suppressing the power of architects by educating them in a cultural vacuum, outside the universities, and in provincial isolation, out of communication with their peers in other regions and disciplines. "Architecture reflects civilization," says Clarke, "only to the extent that architects are civilized."

In "Investment vs. Consumption Spending," Clarke examines American architectural education from the perspective of value for

Madlen Simon is an assistant professor of architecture at Kansas State University in Manhattan, Kansas.

money. Curricula at a sampling of private and public institutions across the country are analyzed to determine the value received by students and, by extension, society (the beneficiary or victim of architectural practice) as a result of tuition and tax dollars spent. The heavy emphasis on research methodology and the lengthy listings of barely processed data, however, render this chapter inaccessible to all but a small cadre of interested academics.

In the essays, letters, and book reviews included in this book, Clarke focuses his analytical powers and witty prose on a range of topics, including architectural criticism and commentary on current practice.

"Which client in the history of architecture," asks Clarke, "ever sued an architect for negligence regarding formal/theoretical positions? Why do architects, in a spasm of self-destruction, insist on attempting to make architecture more important than anyone except themselves want it to be?"

"Because their self-importance is clearly against the general public's interest and desire, they have succeeded in achieving the opposite of their goal: irrelevance. The audience has largely gotten up and left." *The Architecture of Alienation* delivers a powerful plea for the reintegration of architecture with its culture.

Underpinning the text is the assumption that the culture of architecture is mainstream Western culture, a fairly prevalent notion as architectural education around the globe generally follows European models as exported by the British empire. At a time when multicultural diversity is being actively explored in universities and in the architectural profession, Clarke dismisses too hastily educational influences outside his own tradition. The value of contributions from other cultures is a difficult and touchy issue, but one which cannot be ignored in 1995.

Briefly Noted

Modern House, by John Welsh. London: Phaidon Press, 1994, 240 pages, \$70. First published in England last year and now distributed in the U.S. by Chronicle Books, this book combines brains with good looks. Welsh, who shook up the *RIBA Journal* when he took over as editor a few years ago, provides thoughtful essays to each of the book's four chapters and a less successful introduction that tries to cover too much ground. Thirty houses from architects such as Meier, Foster, Predock, Ando, Gehry, Botta, and Koolhaas are organized into four groups—"the model villa," "structural solutions," "organic houses," and "urban compromises." Lots of color photographs and high production quality make this book worth its somewhat steep price tag.

Small Houses for the Next Century, by Duo Dickinson. New York: McGraw-Hill, 1995, 268 pages, \$40.


The second edition of a 1986 book entitled *The Small House: An Artful Guide to Affordable Architectural Design*, this volume shows 35 different works by American architects such as William Turnbull, Shope Reno Wharton, and Tigerman McCurry. Divided into chapters based on size (number of bedrooms), the houses tend to be Postmodern in style and modest in budget. Practical information, including circulation-to-total-area ratio and cost per square foot, is provided for each house. This book is a good, nuts-and-bolts look at residential design. Too bad its own budget was kept so low that color photography is almost nonexistent.

The Temple in the House: Finding the Sacred in Everyday Architecture, by Anthony Lawlor. New York: Putnam's, 1994, 240 pages, \$18 (paper).

Although the author often tumbles soul-first into the realm of the touchy-feely, this book offers an ecumenical look at how many different kinds of buildings express a sense of spirituality. Using examples from cultures around the world and quotes from sources as diverse as Anaïs Nin, Andrea Palladio, and Thomas Aquinas, the author covers a lot of territory. In the process, Lawlor—a practicing architect in Iowa—examines how siting, proportion, procession, light, and other key design elements affect the way people feel about buildings.

AN ENLIGHTENED ARCHITECT CALLS ON ROME AND ANDERSEN TO HELP A CHURCH

As a student in Rome, architect Al Fitzpatrick studied the design of St. Peter's. "Daylight was used as a source of inspiration and tranquility," he said.

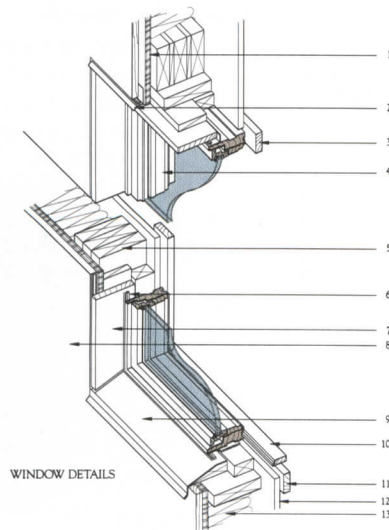


He wanted to bring that same light here to St. Joseph's—create a sanctuary in a hectic world. So he specified Andersen® windows. Said Fitzpatrick: "Andersen enabled us to use many sizes, configurations and special effects."

Special effects, we asked? "In the sanctuary windows we angled the return of the Andersen head, jamb and sill to produce an uplifting yet tranquil effect."

Andersen® window flexibility. It can give both you and your client great peace of mind.

For the name of your Andersen Representative, call 1-800-426-7691. Or write Andersen Commercial Group,™ Box 12, Bayport, Minnesota 55003.



- | | |
|--|-------------------------|
| 1. 5/8" PLYWOOD SHEATHING | 8. VERTICAL WOOD SIDING |
| 2. METAL HEAD FLASHING WITH DRIP | 9. METAL SILL FLASHING |
| 3. WOOD CASING | 10. WOOD STOOL |
| 4. ANDERSEN® PERMA-SHIELD® CASEMENT WINDOW | 11. WOOD APRON |
| 5. 2 x 6 WOOD STUDS | 12. 5/8" GYPSUM BOARD |
| 6. CONTINUOUS SEALANT WITH BACKER ROD | 13. BATT INSULATION |
| 7. WOOD TRIM | |

BECOME A SANCTUARY.



4333 Copyright © Andersen Corporation 1994. All rights reserved.


ST. JOSEPH'S CHURCH
EPPING, NEW HAMPSHIRE

DESIGN ARCHITECT:
ALBERT M. FITZPATRICK
PROJECT MANAGER:
ROBERT E. LIBBY
HARRIMAN ASSOCIATES

ANDERSEN
COMMERCIAL
GROUP™ Andersen



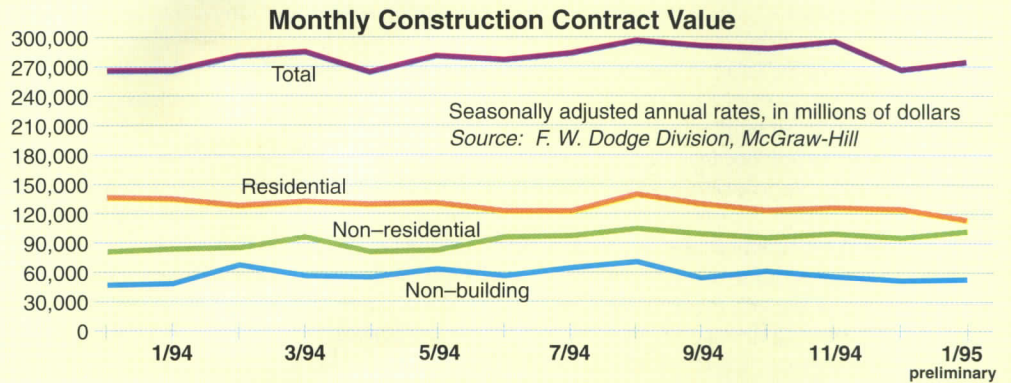
Redwood



Indicators

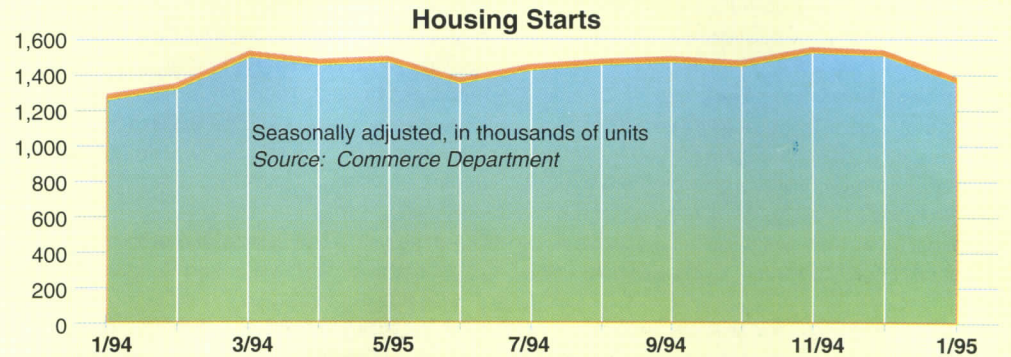
Mixed signals

Early 1995 construction volume signals both unexpected strengths and weaknesses. Single-family housing continues to slip, but not as much as analysts predicted. Nonresidential building grew 8 percent over its December level, but was only a tick higher than its last peak in August. Schools should remain an area of strength, says Dodge economist Robert A. Murray. Regionally, the South Atlantic and West posted the largest drops, with improvement in the South Central, the Midwest, and Northeast. ■



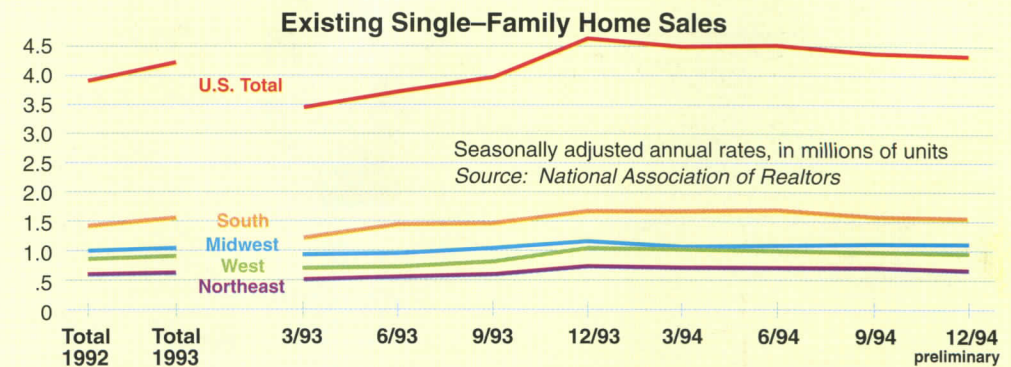
Housing continues to show strength . . .

Though volume is clearly slipping, many analysts feared that housing would plunge rapidly, after interest rates rose sharply in 1994. The rate spikes appear to have been cushioned by slower house-price growth and the availability of adjustable mortgages. Some analysts argue that builders have been too optimistic, which may lead to steeper drops in starts later. The optimists, however, may be bailed out by lower rates, predicted for later in 1995 on the assumption of subdued overall economic growth. ■



. . . but is a bigger slump imminent?

Sales of existing homes (including apartments) show a clear reaction to interest rates. In many parts of the country consumer confidence remains high and unemployment ebbs. Sales, however, have shown a steady drift downward since mid-1994, especially in the once-strong South. In the fourth quarter, only the Midwest bucked the trend, posting a slight gain over the third quarter of 1994. All regions posted lower sales than during the equivalent period a year earlier, a decline of 6.7 percent nationally ■



Short Takes

• **What you think of us:** Here's a sampling of what readers who filled out postcard and bound-in surveys had to say: Coverage of completed projects and design news was rated very important (though predictably some found it too cutting-edge, others too tame), but readers strongly feel a need for more technical information, with practice-oriented stories (especially focusing on small firms) right behind. Some readers are proudly computer illiterate, others want more information on how computers impact practice (we've already added more stories

on this subject). Many liked our coverage of problems at Denver International Airport. Some complained about the number of ads (Hey, they keep subscription costs down!); others applauded their usefulness. Thanks to those who responded; we're listening.

• **Partner and Mediate:** A survey by a task force on dispute resolution found partnering and mediation the most preferred methods of alternative dispute resolution.

• **Design/Build:** Practice Management Associates is launching *Design-Build Strategies*, a newsletter. Info: fax 617/965-5152. ■

Making Architecture Happen Outside Major Metro Areas

By Wendy Moonan

Although Peter Zumthor was happy to teach at Santa Monica's SCI-Arc in 1988 as a guest professor, the 52-year-old Swiss architect reportedly refuses to build outside his home region of Haldenstein because he feels the work wouldn't be appropriate anywhere else.

Few American architects share Zumthor's regionalist zeal, but many choose to work outside the usual big-city environs because they're committed to the unique qualities of a place. They appreciate the freedom, lifestyle, and connectedness of such a practice, even if it requires them to travel far afield for work and involves economic sacrifice.

Why they are where they are

For all but one of the 15 architects interviewed here, the challenges and opportunities of working outside the big cities seem to outweigh the disadvantages. A number of the nation's most talented architects do distinguished work in smaller cities and towns not

Wendy Moonan, based in New York City, writes on architecture and design.

known for supporting innovative architecture. Many of these architects made a conscious decision to locate where they are today—often places far from where they grew up.

Though Peter Bohlin co-founded Bohlin Cywinski Jackson in Wilkes-Barre, Pa., he was born in New York City. After graduating from Cranbrook Academy, Bohlin had job prospects in the offices of Eero Saarinen and Gunnar Birkerts, but chose this former coal-mining center in northeastern Pennsylvania, where his parents had moved and he had worked during the summer. "I was anxious to get at doing buildings, and I felt I could do it more quickly there," he says. Working on a tight budget, Bohlin built a house for his parents. The house was published in *The New York Times*, which convinced him to launch his own practice.

Over the years the firm added offices in Pittsburgh, Philadelphia, and Seattle. It's now at 60 people and last year won the AIA Architecture Firm Award. Bohlin leads a nomadic existence, traveling often to Seattle

to oversee construction of the William Gates house [RECORD, November 1994, pages 84-87] with Bohlin alumnus James Cutler. Was Wilkes-Barre the right choice? "If I had to do it again, I would," he says, describing the view from his house in nearby Waverly: a panorama of the region's "endless mountains."

In spite of the practice's far-flung work, Wilkes-Barre is still home: "We are still doing work here, and we're tickled to do it." The firm just won a competition to design a federal courthouse in nearby Scranton, continues to do expansions and renovations for the Wyoming (Pa.) Seminary, has a regional history center for Western Pennsylvania under construction, and is busy advising Wilkes-Barre on an Army Corps of Engineers plan to raise the town dikes. "I've always liked the idea of being out of the mainstream, in terms of where we lived, and yet being visible," Bohlin explains. "There's less static. In a way it may be easier to be insightful if you are a bit removed from New York City. There's more pleasure in not following the current, most stylish thoughts."



1

Growing with Aspen: The increasing affluence of Aspen, Colo., has permitted Harry Teague a much wider choice of commissions than the town's small year-round population would suggest. Though Teague continues to do modest retail and residential projects (such as the house —1 above—for his brother), he was also able to build the Joan and Irving

Harris Concert Hall, an acoustically sophisticated auditorium seating 500 (2, 3). Teague has also done extensive work at the Anderson Ranch, a summer school for artists in nearby Snowmass.



2



3

© Timothy Hursley

© Timothy Hursley

Though architecture has been thought the quintessential urban profession, some of the best work has always come out of smaller, even rural places. Small-town architects describe both the special rewards and the special sacrifices of the practices they've chosen.

Aspen, Colo.-based architect Harry Teague is also originally from the New York City area (Alpine, N.J.). "My move West had to do with my personality and escaping the East and a prescribed path that was meant to happen after graduate school," says Teague, who knew Aspen from his years as a ski racer at Dartmouth. He went to Colorado after graduating from Yale Architecture School in 1972, at the height of the counterculture movement. "I wanted to change things; I wanted to build. For me, it was the opportunity."

Life was not easy. Aspen hadn't yet become the millionaire's playground it is today. "We camped out the first year. For seven years I built everything I designed. We were willing to live modestly, and we still live primitively. I sacrificed in order to do the work; I almost gave away my services." But he found that clients were less conservative and he could do "serious architecture."

Today, Teague has a staff of 12, with eight architects, and his workload is diverse. Recent commissions include the Joan and Irving Harris Concert Hall (for the Aspen

summer music festival—opposite), the Hotel Lenado, the Aspen Center for Physics, a chapel in nearby Snowmass, an art park, a science center for children, and commercial interiors for Esprit and Steuben. He also works outside the region: there's a zoo for the Millbrook School in New York State, and a large house in Pennsylvania. "In a small town, you can have an impact," Teague says. "The best of all worlds is being able to have that connection with your community."

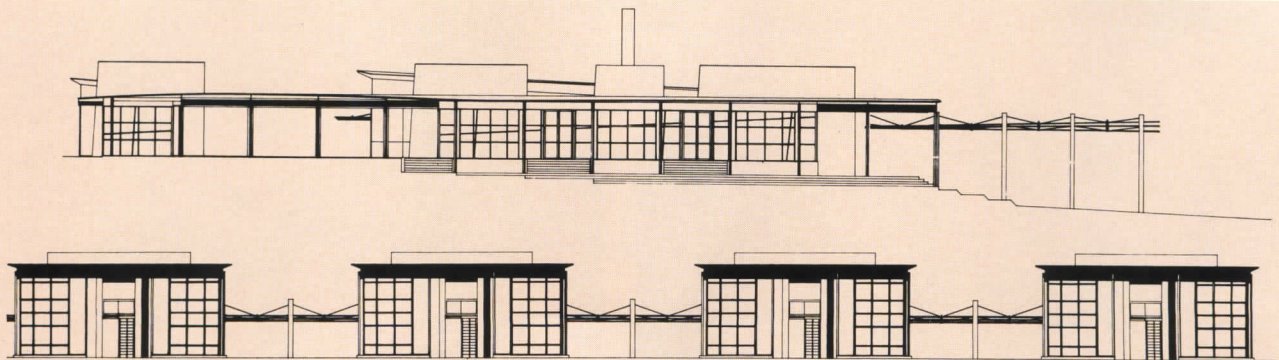
Coming home on your own terms

Ray Huff, an architect who calls his work "Modernist but traditional," tried to leave his home town of Charleston, S.C., but couldn't stay away. "I went to New York, D.C., and San Francisco. Being a native, I knew people. And the South is very loyal. But it's also very peculiar. I committed to come back to Charleston on my own terms. I came back as a new thinker in a place where old thinking prevails."

Huff opened his own office in 1980 and now has six architects on staff. He is currently doing work for both South Carolina State

and a university in North Carolina, is part of a team devising a reuse plan for a former Navy facility, and has completed a conference center (below). He is designing a Charleston fire station, a church, and some houses. In March he opened a second office in Columbia, S.C. "The South is hidden, mysterious, idiosyncratic and traditional," Huff explains. "Oddness is permitted, but not outspokenness. If you stray from the norm, you are looked on with suspicion. It's not very accepting. You have to let the South infuse you. It grows on you. I try to transform the quality of the place into architecture."

W. G. Clark, with his partner Charles Menefee, III, found Charleston less congenial, even after designing some widely admired small projects and an aquarium that has yet to be built. After years in Charleston, and before that, in Philadelphia (with Robert Venturi and Denise Scott Brown), Clark, with Menefee, moved the firm to Clark's native Charlottesville, Va., in 1992. Both partners also teach at the University of Virginia. "It's extremely important for a young architect to associate with a place, to know a place very



Modern Traditionalist: Ray Huff can be considered an iconoclast: a Modernist in history-drenched Charleston, S.C. While clients may be attuned to columns and porches, Huff brings traditional social and environmental gentility to buildings using contemporary means. A case in point is this conference center for the 1890

State University (public areas, top elevation). He strings sleeping rooms (4 and above) through a forest, linked by a suspended metal canopy. Huff uses heavy masonry walls (for thermal lag), overhangs (to control light), and screened rooms (for ventilation), yet the materials are contemporary and each element is detailed to reflect a Modernist concern with "how it's made."

A small town can be good for raising children, but difficult to practice architecture in. "Some people here hate what we do," says Dan Rockhill. "We were practically tarred and feathered for one building."

well, so you can respond to it intelligently and begin to build a reputation for doing thoughtful work," Clark explains. "What we are interested in is a response to a particular, localized place—not to do work that recalls that place. For years, it seemed that every good architect in the country was associated with a city. But with communications today, it's no longer a necessity."

Rewards and pitfalls

And what kind of work can these firms get? Most architects working outside major metro areas design a lot of houses, but many of those interviewed said they try not to specialize, even when it means losing commissions.

"Specialization is something an architect never really wants to do," says Turner Brooks, a Burlington, Vt., architect who is currently teaching at Yale. [See page 92 for a recent Brooks house.] "You don't want to limit yourself." On the other hand, it can be hard to put out that word. As Brooks says, "I don't want to be typed as a clapboardy, farmhouse type." He thinks he'll be forced to open a second office in New Haven or New York

City, not only in the hope that he'll receive more varied commissions, but for survival. Peter Bohlin recalls, "At the beginning we turned down a house or two because we didn't want to get typecast; we thought we couldn't survive if that was all we did."

In Oklahoma City, Rand Elliott says that diversifying his workload has come naturally. "I created a reputation by doing small projects most architects won't do," says Elliott, who now has a staff of 12, including eight architects. "In a smaller market, I can't specialize. And I don't want to." Since starting his own firm at age 26 in 1976, Elliott says he has done some 500 projects, including banks, law firms, retail spaces, stone farmhouses, a Miesian glass house, a gateway for the Will Rogers World Airport, and the Route 66 National Museum.


"I like dealing with the guy in charge, not bureaucrats. For me, personal chemistry is everything." He describes a recent project done for a minister who directs an international self-help organization called World Neighbors. Working on a very tight budget

with off-the-shelf materials, Elliott patterned the 11,000-square-foot interior after a small African village, with distinct areas set aside for team conferences, computer work, and "gatherings (below)." Elliott explains, "It was our challenge to tell the story of World Neighbors in architectural form," he says. The building won an AIA Interior Architecture award.

In Lawrence, Kan., Dan Rockhill is struggling to keep his practice diversified. "We like to do different kinds of projects because it's more challenging," he says. A native of New York City, Rockhill came to teach architecture at the University of Kansas in 1980 and stayed. He finds it affordable and a good environment to raise three children, but a difficult place in which to practice architecture. Most of his work is residential (half of it is historic preservation), but he says he wants to design "restaurants, museums—buildings that have more usage and design exposure than houses."

His problem is finding the clients to do it. "I find Midwesterners are largely more conser-

© Hedrich-Blessing photos



5

Prairie Individualist: *Rand Elliott prides himself on unique responses to clients. The James Morris Building is a linear office building with only one layer of copper-clad private offices on each side of a vinyl-siding sheathed central corridor. Windows on the northern side (5, 7) are few in deference to winds. The south opens to views of a lake. Elliott built a village-like interior for World Neighbors (6), an organization seeking to eliminate*



6



7

vative and more hesitant to embrace design," he says. "Some people here hate what we do. We were practically tarred and feathered for one building." Typical of Rockhill's work is his own just-completed house in the middle of a historic neighborhood on a street lined with modest bungalows. Sheathed in hand-troweled, unpainted stucco, the tall, narrow, two-story building is roofed in recycled corrugated aluminum. An outdoor stair is made of steel grating, a balcony is fronted with industrial grillwork, and steel angles frame doors and windows (below). It's pretty unconventional for Kansas.

In 1988, Rockhill opened a design/build firm, Rockhill and Associates. "We're trying to do things speculatively because clients are reluctant to take on things they can't look at," he says. "We build unusual houses and try to sell them." Buyers, he says, tend to be "people who have moved here from San Francisco or New York." Rockhill and his team of four build all their buildings "so it looks like it's been made by somebody. We do our own stucco. We form our own concrete. We do all the welding. It takes us a long time, but it

gives us the opportunity to do anything we want." They also incorporate a lot of recycled materials into the work: screens from old freight elevators, pipes from the Kansas oil fields, salvaged bricks, plow disks, old counter tops, you name it.

Survival skills

Rockhill is one of several architects who still teach to bring in some revenue. Outside income becomes even more important when work is scarce, as it is for Mockbee/Coker Architects of Memphis, Tenn., and Greensboro, Ala. (for the moment). "Clients for contemporary architecture in the deep South are few and far between," says L. Coleman Coker, who teaches at Memphis College of the Arts. Samuel Mockbee is teaching at Harvard this semester. The firm is about to start construction on a house on the Tennessee River, and has done an addition to a Greek Revival shotgun known as the Wohner House in Canton, Miss. (where the firm's offices once were), but there could be more work. "We've both lived here all of our lives," says Coker. "It's never been an option to leave the South; we both love what the South

offers us as architects." Nevertheless, Coker is a sculptor and Mockbee is a painter, so not all their creative output requires a client.


Like Mockbee/Coker, W. G. Clark and Charles Menefee have little work; both teach at the University of Virginia, where Clark has been chairman of the Architecture Department since 1988. The firm used to enter a lot of competitions, and it has won several awards, but the practice is currently suffering. "We get several calls a year from people who have seen the Croffead House," says Clark, referring to an award-winning concrete and glass house built in 1989 in Charleston [RECORD, mid-April 1990, pages 42-47]. "One by one, the projects seem to fade away."

Like a lack of clients, a poor economy can also dictate what kind of work is available. In Worcester, Mass., a city still suffering from the recession, architect Edward Healy, principal designer in a four-person firm called TASC, Inc., is grateful he has any work. "It's the worst period we've ever been in," he says, after more than 25 years in practice. "I'm


© Ali Yapicioglu photos



8



9



10

Wizard of welded steel: Dan Rockhill does not always endear himself to neighbors when he shingles a 19th-century farmhouse in tin-clad diamonds, or slips copper sheets over a ranch-house addition. The sensibility visible in his own house (8, 10) might also be a little advanced for his college-town neighbors in Lawrence, Kansas, even though many of the elements are literally recycled from the agri-industrial context of the surrounding countryside. The interior (9) is loftlike, with a service core in the middle.

“We have to market our bums off,” says partner Sarah Susanka of Susanka, Mulfinger & Mahady. “But it’s a myth you can’t make a living doing houses.”

doing whatever comes in through the door.” What has saved him is that he also acts as a construction manager-advisor to the owner. “We do very simple, cost-effective buildings.” Because of the additional risk, though, “we’re denied cost-effective liability insurance,” he says. “We go bare.”

Healy can build a church for \$33 per sq ft, and he now has seven in various stages of construction. He calls them the “new New England Churches.” They are like “the simple 17th-century churches built by farmers with their own hands.” He says this is not the first time he has gotten church commissions when the economy was poor. What limits him is not only the bad economy but his firm’s small size. “When a decent-size project comes along, it goes down the road to Cambridge or Boston,” he says.

Some succeed by specializing

While most firms don’t like to specialize, some of the most successful firms prefer to. Connie McFarland, a native of Oklahoma who opened her own firm in Tulsa in 1988, says her niche is designing health-care facilities in

rural settings, although she also does office buildings, laboratories, and residences, including Tulsa’s Ronald McDonald House. “For nine years, I’d been with another firm, as vice-president in charge of health-care work,” she says. “They said there wasn’t enough money in the field.”

So she left to go out on her own, and now has a staff of nine, including four architects. “I really want to help; I want to make buildings that help people get well,” McFarland says. “We’re never going to make a lot of money but our clients send us home with a piece of pie.” To date, she has worked on two long-term care facilities, three health-care clinics, and 10 acute-care facilities around the state and in Texas. She’s also built an expansion of a local television station, and the state headquarters for the Oklahoma Special Olympics. “We get the projects with a heart,” she says. But budgets are small and programs are functional. “You don’t win design awards.”


E. Fay Jones, in Fayetteville, Ark., says he has “aspired to stay small.” Ever since 1953, when Jones returned to his home state to join

the University of Arkansas faculty and opened his firm, he has found work. “I’ve been fortunate to stay busy,” he says modestly. But 25 years ago, when his office had grown to 12 people, he was unhappy. “I was becoming an administrator trying to keep up with everything,” he recalls. He didn’t fire anyone, but after a couple of years natural attrition brought the firm size down.

“I found six people seemed to be optimum for working conditions,” Jones says. “It means I have to decline larger projects that come along from time to time.” Nonetheless, the 1990 AIA Gold Medal winner has commissions all over the country, including chapels in both Kansas City and Whittier, Calif., houses in Massachusetts, Missouri, and Illinois; and a summer camp in Mississippi. Similarly, Harry Teague in Aspen says he would like to do more regional and national work, but, “Our idea is not to get bigger in terms of numbers and personnel.”

Selling it

Most of the architects interviewed, including Turner Brooks, Harry Teague, W. G. Clark,




11

Art and architecture: Coleman Coker and Sam Mockbee feel rooted to the rural South although it’s sometimes an uncongenial environment for building. Even with teaching and work like the House on the Tennessee River (11), and the Wohner House (12), there’s still time to explore ideas through painting and sculpture. This construction (13) is by Coker.



12



13

© Bruce O'Hare

© Ho-nan Chan

Coleman Coker, and Fay Jones, said they never look for new business; they wait for it to come to them. Others embrace marketing. Oklahoma architect Rand Elliott's approach is fairly typical of the pro-marketing group. "We're very active in the community, and we've gotten business because of it," he says. He has been president of the local ballet and is a member of the Rotary Club.

He also has a full-time marketing person on staff, who has placed his projects in local publications, national newspapers, and design magazines in England, Japan, and Australia. He has won AIA awards, and last February, received an award from *Interiors* magazine. He wants the firm to grow, and he is succeeding in doing more national work. He recently built a contemporary glass house in Connecticut and is designing a rural credit union for a bank in Virginia.

Although Susanka, Mulfinger & Mahady is based in a big city, Minneapolis, the firm focuses on residential work, much of it for clients in rural areas. Sarah Susanka, a native of Kent, England, who co-founded the firm in

1983, a few years after graduating from the University of Oregon architecture school, says the firm markets its residential work aggressively because the partners need to let middle-class people know they can afford architect-designed houses. "We have to market our bums off," says Susanka. "But it's a myth you can't make a living doing houses."

The firm received many calls, for example, after it was featured last fall on an eight-part PBS television series on contracting to build your own house. (The producers had read an article on Susanka, Mulfinger & Mahady.) Both Sarah Susanka and staff architect Robert Gerloff frequently write articles, and Dale Mulfinger and Susanka lecture at the local home and garden show twice a year. Last year, the firm built a house on spec for a home-building show, and the work of the firm is regularly covered in the *Utne Reader*, *Home*, *Better Homes and Gardens' Building Ideas*, and *Midwest Home & Design*, all of which attracts new clients. The firm has devised an innovative three-tier fee system for the middle-income client. Most of its houses cost between \$150,000 and \$500,000.

For a 9-percent fee, the firm will give a contractor a set of working drawings. For 15 percent, it will supervise the entire construction. And for 4 percent, the architects will do schematic drawings that must be completed by a draftsman. Clients can also select an hourly rate option to meet with the architects for discussion.


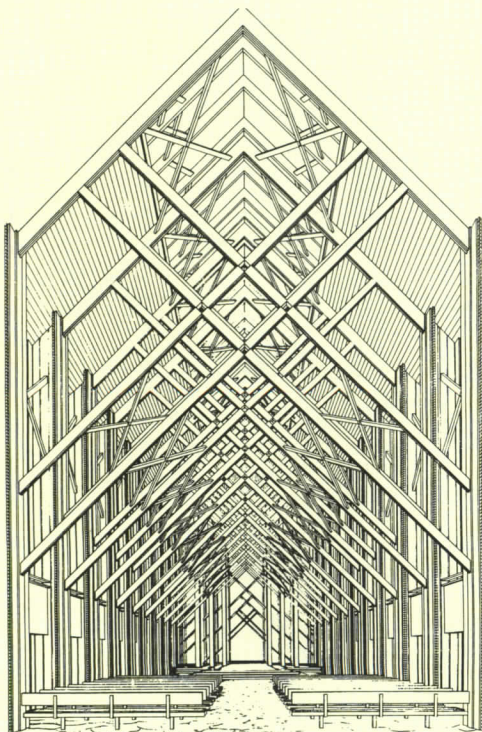
Firms in smaller cities are very specific about what they offer: time, trust, and effort.

- Time: "We're really quite slow," confesses Ray Huff. "We spend a great deal of time developing trust with the client. Once that's established, we can work toward some serious ambitions."

- Trust: "When dollars are attached to dreams, it's always a difficult time," says Sarah Susanka. "I tell clients, I'm going to hang in there with them and see it through."

- Effort: "To be a good architect today, you pretty much devote your life to the effort," says Coleman Coker. "We've come to this by choice."

Typically, they fail to mention their most important attribute: talent. ■



Staying small: *Fay Jones + Maurice Jennings' neo-Gothic open-air chapels have caught the imagination of clients nationwide. Still, Jones turns down projects if he thinks the office will grow beyond his ability to do work hands-on. Currently underway is the Chapel for Rose Hills Memorial Park, in Whittier, Calif.*

ADA: Barrier-Free It Isn't

By Katherine Kai-sun Chia

Among regulations affecting the building industry, the 1992 Americans With Disabilities Act (ADA) is unique because it was enacted as a civil rights law. While architects and owners alike would prefer the certainty of a fixed set of regulations, this is not the way ADA works. In a political climate that questions some basic assumptions about the role of regulations, is ADA's open-endedness a blessing or a curse?

According to Liz Savage of the Civil Rights Division at the Department of Justice, "The ADA was never intended as a building code." Instead it provides a set of guidelines for architects, officials, and owners. ACCESS, a federal advisory committee that studies the impact of ADA, provides a set of national

Katherine Kai-sun Chia practices in New York City and writes on architecture.

recommendations known as ADA Access Guidelines (ADAAG). Kim Beasley, chair of ACCESS and managing principal of Paradigm Design Group, a consultant specializing in disabled issues, says that ACCESS is continuously comparing the ADAAG standards with ANSI A117.1—the standard referenced by codes prior to ADA—and revising them.

Conflicts in local codes and enforcement

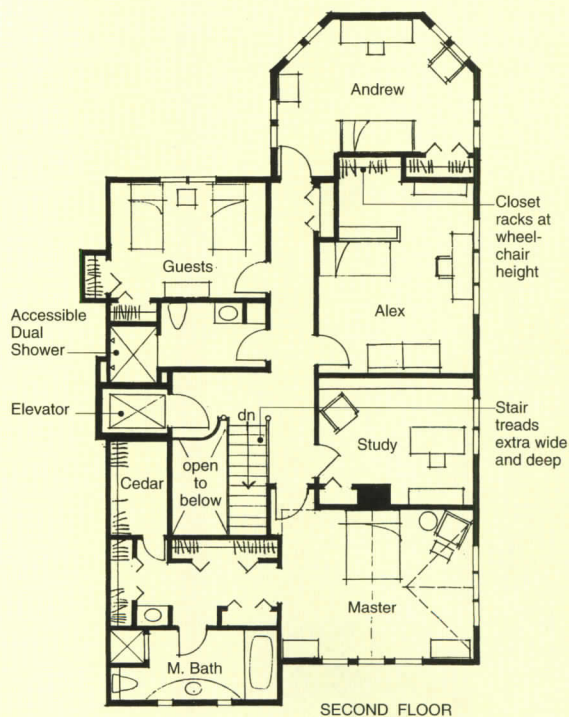
ADAAG standards are, however, recommendations. Local code officials don't enforce ADA. Enforcement only occurs at the federal level, through complaints filed by aggrieved parties. "The ADA is an absolute nightmare because there's so much interpretation, and it lays the profession open to all kinds of liability," says Architect Richard Hardaway. "In the case of Massachusetts, the specifics of the ADA may conflict with strictly enforced state codes. Architects usually follow the state code and hope that there are no problems

with the federal laws." Jim Mahoney, of PDE Associates, in Boston, found that when he showed an accessible toilet room called for by ADA, but not by the state code, he was required by the state inspector to size the room according to state code, which is nearly twice the area of the room called for under ADA. "Could we please come up with one and only one code?" he pleads.

States can apply to have their building code reviewed by the Department of Justice for a certificate of ADA compliance which, in turn, gives building inspectors the de facto responsibility of enforcing federal accessibility guidelines via local codes. However, the recent certification of Washington state took three years and approvals for Texas, Utah, New Mexico, and Florida are still pending. Other states, such as Virginia, simply adopted the ADA as their code, verbatim. The Justice Department can only enforce



© John Horner photo



Enabling a child: To anticipate the needs of a client's child that has cerebral palsy, Hardaway Associates designed wide hallways and doors and extra

deep steps (left) in this Chestnut Hill, Mass., house. The child's bedroom (plan) includes wheelchair-accessible clothes hangers and low window sills.

The Americans With Disabilities Act relies on good-faith effort over carved-in-stone rules. The result, however, has been to make interpretation of disabled requirements far more complex.

compliance and does not have the authority to take away a practitioner's license, nor can it enforce private claims of blame and compensation (who will fix the problem and pay for it).

With 1,300 active investigations, the department is currently backlogged with complaints, each one requiring compliance review. Two thirds of the complaints being filed with the Justice Department deal with barriers in existing structures, and there are several individual complaints against architects claiming a consistent failure to comply. A "wait and see" attitude may not meet Justice's test of a "good faith" effort. Recently 100 Lone Star Steakhouse and Saloon restaurants were deemed to lack sufficient accessible parking, sufficient accessible seating and bathrooms, and adequate ramps. Lone Star settled by agreeing to make the restaurants fully accessible within 45 days

and complying with standards in the future. It donated \$25,000 to non-profit disability groups.

Don't overstep professional bounds

Jim Mintzer, Associate Advocate for the Eastern Paralyzed Veterans' Association, who has filed numerous complaints on behalf of disabled citizens, said that the ADA is enforced by pressure as much as by resort to legal action. Recently, he was notified by a citizen that the design of a new two-story-high Dutchess County, N.Y., town hall did not include an elevator. ADA requires an elevator for buildings higher than one story, but state law only requires one for public buildings over three stories. Rather than file a formal complaint, Mintzer immediately contacted the architect to have the design revised, which not only is courteous, but expeditious. "Once the building has been built, you have to file a complaint at the Department of Justice

level under Title II or a lawsuit in federal district court," says Mintzer, a laborious process.

Alan Eisenberg, vice president of the federal legislative affairs department at the AIA, advises that it is easy to inadvertently overstep the boundaries of professional responsibility, especially in terms of existing buildings. "There is a distinction between questions of how to remove or add something, which is the architect's realm, versus how many and under what circumstances, which is often decided by the owner and based on economic and legal issues." This is the case because corrections may not be required when they pose an "undue burden"—a judgment the owner, not the architect, must make. On the other hand, the architect can assist in determining those actions that are "readily achievable" under the Act or that may not be required because their cost is


Continued on page 113

© Gregory Benson photos



Landmark ramps up: James Oleg Kruhly developed discreet solutions to improve access to two structures within a landmark complex in Wilmington, Del. A finely proportioned handrail protects a ramp at The First and Central Presbyterian Church's Education building without disguising its front (above). Balustrades on the roof conceal a new elevator hoistway.

To avoid placing an unsightly ramp at the front of the church's main sanctuary (right), Kruhly designed a brick-paved ramp-cum-garden that begins to the left of the main steps and delivers celebrants to the vestibule through a side door (top right).



AutoCAD Add-Ons: Specialized vs. Do-Everything

By Steven S. Ross

It is little wonder that the world of add-on software for high-end CAD packages such as AutoCAD is so confusing for architects. There are more than 2,000 vendors and probably more than 4,000 separate add-ons for AutoCAD alone. It helps, however, to categorize add-ons not only by function, but also by scope. That's because sales demos for add-ons often concentrate on handling a few complex tasks in a flashy way, while hiding the true reach of a package.

Auto-Architect from Softdesk, for instance, is one of a select group of "comprehensive" add-on packages. You can draw with Auto-Architect, of course. But you can also adapt your drawing to be only one part of a database that can encompass your entire project.

Don't need a scope that wide? Drafting aids such as Eagle Point Advanced Architecture may fill the bill. You will be able to add more intelligence to your drawing later, and you get the drawing done on time.

Need something special? Most add-ons do just that—they help you add ductwork, plumbing, perhaps electrical service or wall details. Facade falls into that category—you use it to draw 3D models quickly. In fact, you can pull together exterior walls, with roofs and dormers, in just a few minutes if they are straightforward—brick and stick single-family homes, or boxy apartment buildings, or simple office blocks.

A good special-purpose add-on for more generic drafting won't preclude your using a comprehensive package on the project's drawings later. And of course, the functionality of these packages often overlaps. All three of the ones we mention here, for instance, can set up and draw a complicated stairway or complex roofline, for example.

This month, we look at Auto-Architect 7.0 from Softdesk, the first release since Softdesk took over competitor ASG, and the first since AutoCAD 13 was released. We also look at Facade 2.6 from Eclipse, a delightful special-purpose package that we've been playing with for months. We didn't have room to review it in detail here, however.

Auto-Architect and Core 7.0

Vendor: Softdesk, Inc., 7 Liberty Hill Rd., Henniker, NH 03242. 603/428-3199; fax 603/428-7901. Call 603/428-3191 for list of resellers.

Price: Core is \$400; Auto-Architect \$1,000. There's also an Architectural professional bundle that includes Softdesk Productivity Tools (data link, estimating, database query) for \$1,750 total. Upgrades from the last versions of ASG or Softdesk cost \$150 per module; previous ASG customers get Productivity Tools free; Softdesk customers get Core free. Most support is provided by local resellers; in addition, Softdesk offers a \$600 support plan, five hours over 12 months, or a 12-month software upgrade and tech-support plan for 20 percent of product price. There's no additional charge for switching between Windows and DOS.

Equipment required: Computer capable of running AutoCAD 12.2 or later (we used AutoCAD 13 for DOS). A Pentium or fast 486 CPU is recommended, with 16MB of random-access memory.

The key point about this version is that it is evolutionary, not revolutionary. It is designed to bridge the gaps between Softdesk Auto-Architect and ASG Architectural (now that the two firms have merged), and between AutoCAD 12 and 13 (helping architects use both AutoCAD versions in the same practice). It does not take particular advantage of AutoCAD 13 features; Softdesk promises a

Windows version by the time you read this, and a more Release 13-specific version later.

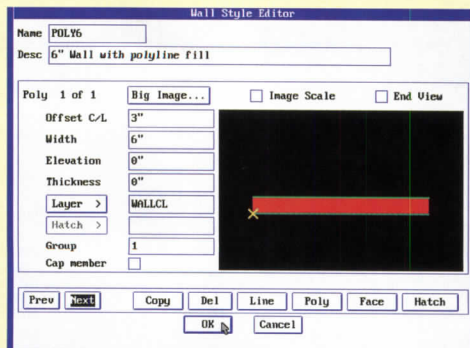
The Core software provides functionality in common for many Softdesk products. With the Core, you have layer control, symbols, an interface to data tables, drawing annotation tools, and basic drawing setup and project-management functions.

The Auto-Architect module adds an astounding range of functions—some of which are now offered (one way or another) inside AutoCAD 13 itself. Many are drafting tools, of course. But many are planning and project-management tools.

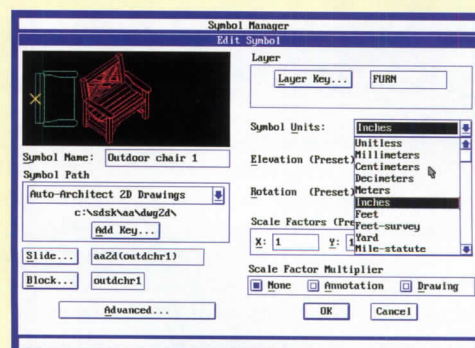
For instance, you get nice drawing tools for walls—you can draw them, clean up intersections, specify thickness and orientation, and so forth. The main advantage over AutoCAD itself, however, is in the variety of styles available.

Likewise, the door and window tools make it easy to place doors and windows from symbol libraries, working in 3D as well as 2D, and working in plan, elevation, or 3D views. You get a nice suite of commands for drawing ceiling grids, arranging fixtures, drawing elevators, escalators, fireplaces, stairs, roofs, and so forth. You can set the system to hunt for 3D symbols and use them instead of 2D.

You also get space-planning tools—allowing easy labeling of spaces, subdivisions or exist-



Solid fill polyline walls are included in the AutoArchitect's wall library.



The new symbol manager in Auto-Architect provides flexible control over symbols, with a customizable menu with direct access to 12 symbol palettes. Over 700 symbols are included.

Auto-Architect from Softdesk is among a select group of "comprehensive" packages. Facade 2.6 is a drafting aid that can be enhanced with a comprehensive package later.

ing spaces, and area calculations. And you get tools for editing blocks, for sophisticated dimensioning, and more.

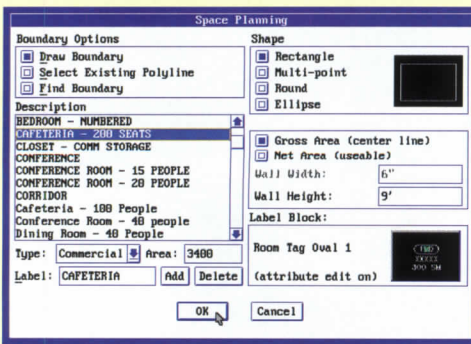
The Core settings and Auto-Architect settings allow you much better 3D control than within AutoCAD itself and better quality-control features—maximum wall thickness, for instance, and automatic numbering of attributes. To get the most advantage out of this product, spring for the Productivity Tools package; it offers nice database links. We didn't review it this time around, however.

Manuals: Core has one 168-page reference manual. Auto-Architect has a 259-page reference and 86-page tutorial—all small-format spiral-bound paperbacks. The manuals are well written and well illustrated.

Ease-of-use: Installation is slow but straightforward on a standard system; you install AutoCAD first, then the Core, then Auto-Architect. We tested only the DOS version. On a 33 MHz 486 with 16MB of random-access memory, we were comfortable with AutoCAD Release 12. But a 66 MHz Pentium (about 5 times faster) was much more comfortable running with Release 13.

Error-trapping: As with many add-ons, you can inadvertently duplicate keyboard macros from AutoCAD or other add-ons. Likewise, you can over-automate—making some entities part of a wall that is undergoing an intersection cleanup, for instance, when you don't want to.

300 on Reader Service Card



Auto-Architect's space-planning capabilities allow users to add their own specifications to organize multi-shaped areas and perform automatic area correction through the Space Planning Database.

Facade 2.6

Vendor: Eclipse Software, Inc., 301 West Holly St., Suite U4, Bellingham, WA 98225-4328. 206/676-6175, fax 206/576-0921.

Price: \$189; upgrades \$50; unlimited toll-call phone support.

Equipment required: Same as for Auto-Architect. Facade needs about 4MB of disk space for its files. Version 2.6 works with DOS and Windows versions of AutoCAD 12 and 13.

Clever, clever, clever. Want a 3D model of a single-family home? Draw the perimeter walls—about a minute. Add a roof—perhaps two hip roofs, intersecting on an L-shaped plan. That's another minute. Add a few dormers—less than a minute each. Specify a roof overhang—another minute. Add some doors and windows—about 30 seconds each. You can do it with the client at your shoulder. Even better, the models are ready to render.

No, there are no booleans; this is not a solids-modeling package. Really complex plans and multi-height walls take enough time to give you a pause.

But Facade does the standard things remarkably, stunningly quick. One of our reviewers laid out a 10,000-sq-ft retail-store exterior and placed the interiors—a counter and shelf-module at a time, duplicating modules as needed—in a half-hour in AutoCAD 12 for Windows. Shading took about as long. The design was rough, but the client had no trouble visualizing the idea.

Once you've loaded Facade onto your hard disk and told AutoCAD where to find it (it does not have to be on the same logical drive), you start Facade the way many specialized add-ons start—by loading a template file with default values, layer specifications, and so forth built in. AutoCAD then hunts around for Facade's command menu and adds it to its own pull-down menu system.

We found it slow on a 33 MHz 486, and a delight, even with AutoCAD 13 for Windows (it runs more slowly than 12) on a 66 MHz Pentium machine—both with 16MB of RAM. We also loaded AutoCAD 13 for Windows into Windows NT (32MB of RAM) and, a tad slowly, ran Facade with it.

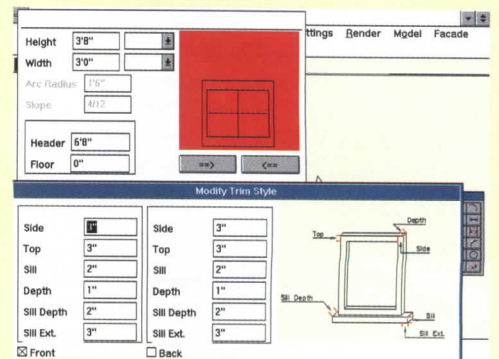
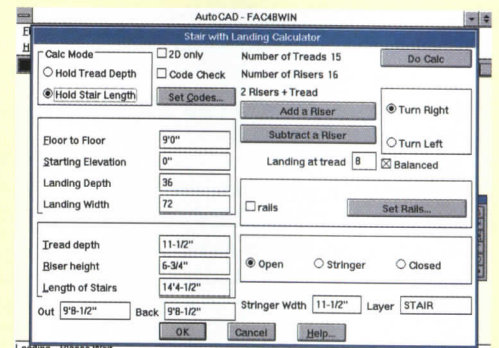
Facade is a bit of a misnomer; it *does* have tools for basic interiors, stairs in particular. One key to Facade's ease of use is its presentation of dialog boxes that allows you to set standards for the symbols (walls, doors) you paste into walls, standards for intersections, roofs and overhangs, and so forth.

Manuals: A 142-page spiral-bound small-format paperback for command reference. Two excellent tutorials, one for stud-wall buildings, one for small multi-story buildings.

Ease-of-use: Stunning on a fast machine. Interface for AutoCAD 12 and 13 vary slightly because of AutoCAD itself.

Error-trapping: Good alert boxes and on-screen-presentation help. You are warned of almost all problems. The layer structure may be incompatible with some other add-ons, and should be checked, but the likelihood of a conflict is slight.

301 on Reader Service Card



Top: Facade 2.6 dialog box for stairway with landing. Bottom: Dialog box for modifying window-trim style.


Natural Materials Used Naturally

Industrial Chic in a Houston Highrise

A down-to-the-bare-concrete rehab of the 28th floor gave designer David Guthrie a blank slate for his client's rather institutional taste in kitchen and bath equipment. Lace-wood-veneer cabinets stained teal green add color to a primarily metallic-toned kitchen. Drawer pulls—aluminum cleats from a marine-supply outlet—were nickel-plated to coordinate with the stainless-steel of the countertops and range hood. The new master bath (far right) has what Guthrie says is the only “organic” shape in the otherwise square-edged apartment: a free-form fiberglass tub/spa onto which the designer epoxied thousands of midnight-blue mosaic tiles. All exposed plumbing was nickel-plated.

Designer: David Guthrie, ZeitBauen + Design

Sources: Wall tile: Buchtal (Chroma). Mosaics: Dal-Tile. Bath faucets: Kohler Co. Refrigerator: Traulsen. Sinks: Blanco



© Richard Barnes photos

Reflective Surfaces Lighten a Master Bath

A new bath placed within a 200-year-old New Jersey farmhouse used materials selected for their clarity, affinity for water, and purity. A white terrazzo tile, used on both walls and floor, has light-reflecting glass chips. The lavatory counter, a massive 1 1/2 -in.-thick slab of glass, is held above storage cabinets on custom stainless-steel brackets that double as towel bars. Cutouts for the two drop-in wash basins were made—carefully—with waterjet high-pressure cutting equipment. Mirrors conceal cabinets and milk-glass diffusers shield incandescent picture bulbs placed above the counter.

Architect: Stamberg Aferiat Architecture

Sources: Faucets and washbasins: Kroin, Inc. (Arne Jacobsen). Terrazzo tile: Perma-Grain Products (Armstone). Glass counter: John Depp, Inc. Low-voltage pendants: Flos, Inc. Switchplates: Lutron. Drawer pulls: Baldwin. Glass block: Pittsburgh-Corning



© Paul Warchol photo

A portfolio of recent kitchen and bath projects illustrates how materials such as cast- and mosaic-tile glass and stainless steel are increasingly prominent in the architectural palette.

Tight Tolerances

After Harry Elson built out irregular walls to create a clean space, this Riverside Drive apartment kitchen had only 100 sq ft—so fit and finish really counted. Measurements for cabinetry and drywall were done only after the handmade tile arrived, to account for the space the tile and grout lines would need: no tiles were cut to fit. Quarter-sawn cherry, selected for its holographic horizontal pattern, gives a sense of depth and movement to the cabinets. The thin-concrete floor is sectioned by zinc terrazzo strips; counters are Pennsylvania ribbon slate. All metal—refrigerator front, backsplash, separation strips—was orbit brushed.

Architect: *Elson+Gold*

Contractor: *McGraine Woodworking Inc.*

Sources: *Tile: Ann Sacks. Luminaire:*

Baldinger. Spots: Halo. Undercabinet light:

Alkco. Sink: Elkay. Faucets: Chicago Faucet.

Cooktop: Gaggenau. Refrigerator: Sub-Zero



© Peter Paige photos

Illuminated Pullman Kitchen

In a relatively large eat-in kitchen (270 sq ft) for a family of four on Manhattan's East Side, David Ling pulled light into the interior space by using smooth, reflective materials and a palette of pale colors. Base and wall cabinets are faced in white laminate, outlined by waxed-steel strips for a deliberately Mondrian effect. The custom table near the window is made of the same sandblasted glass as the illuminated backsplashes; counters are hand-burnished stainless steel. The only real color is the bright-blue glass mosaic tile on the space-dividing accent wall.

Architect: *David Ling, David Ling, Architects. Collaborator: Sofia Ames-Leek*

Sources: *Cobalt glass-mosaic tile: Hastings Tile. Laminate: Formica Corp. Faucets: Kroin, Inc. Lighting: Halo. Refrigerator: Sub-Zero*



© Scott Frances/Esto photo

The Zen of Bathing

For the windowless bath of a Manhattan apartment, Margaret Helfand selected an unusual colored glass tile. The body of the Italian-made tile is clear, giving each tiny square an impression of depth, while copper dust applied to the back surface picks up the electric light and adds sparkle. Strongly-veined black granite, used for the vanity counter and tub surround, has a metallic gleam of its own. The custom-size tub itself is five-feet-square (and extra deep) so that no shower curtain was needed.

Architect: *Margaret Helfand Associates; principal: Margaret Helfand; project architect: Marti Cowan*

Sources: *Glass mosaic tile: Bisazza Mosaico*



© Paul Warchol photo

A Room With a View

The kitchen in an extensively remodeled yet still fairly small turn-of-the-century home outside Boston opens onto a sunny conservatory space that brightens the room's muted grays and blacks. Custom-designed hinges allow a series of mullioned doors to fold back completely, opening the kitchen onto the sun space, or closing it off during colder weather. The Edwardian details of the dining room are visible through the connecting doorway. The client had requested that the Absolute Black granite counters remain uncluttered, so toaster, blender, and coffee pot hide inside the storage wall of cabinets.

Architect: *Signer Harris Architects*

Sources: *Faucets: Kroin. Range hood: Best. Stove top: Gaggenau. Oven: Dacor. Flooring: PermaGrain Products. Paint: Benjamin Moore & Co. Cabinetry: Snaidero. Fan: Ron Rezek*



© Bruce T. Martin Photography

East Meets West



Two recent San Francisco-area residential projects by Bruce Tomb and John Randolph of the Interim Office of Architecture (IOOA) illustrate different takes on California. The now-light-filled apartment kitchen shown top uses the aqua, yellow, and light-toned woods of 50s Moderne in a natural, not retro, manner. The long counter opposite the stove (left photo) has different materials in series: an integrally colored yellow-concrete counter (by Buddy Rhodes) butts up to a cast-concrete vegetable sink that gives over to a tapering clear-maple kitchen table. Mexican green-glass mosaics are used on both floor and counter backsplash. Black slate around the cooktop contrasts with maple-veneer base and wall cabinets. Pendant lights of frosted glass, steel, and aluminum were designed by the architects.

The bathing space shown below in a renovated North Beach House, is more eastward looking, with a deep Japanese-style soaking tub and light-sharing Shoji glazed in translucent fiberglass. The aluminum basin (fabricated by IOOA) is a piece of furniture—one that seems capable of walking away, trailing its rubber drain. The cast-in-place concrete tub is usually covered by hinged wood decking, letting it function as a draining floor for the wall-mounted shower.

Architect: Interim Office of Architecture
Contractor: Matarozzi/Pelsinger Builders
Sources: Kitchen—Cook top: GE (Monogram). Oven: Thermidor. Paints: Benjamin Moore & Co. Pedal-operated institutional faucets: Chicago Faucet. Ventilation hood: custom, fabricated by Lewis Sheet Metal. Bath—Translucent panels: Fipon. Plumbing fittings: Chicago Faucet. Integral-color stucco: Keene



© Richard Barnes photos



© Douglas Burnham, IOOA photos

Addition In Keeping

The owners of a grand shingle-style home in Minneapolis wanted their new kitchen to have the same airy feeling as the large, added-on porch it replaced. Architect Joseph Metzler lined the walls with double-hung windows, and used period-style milk-glass lights over the counters and center island. The custom cabinetry mimics the look and heft of an old built-in buffet found in the butler's pantry; tops are clear hard maple with an aniline stain. Plumbing for the island sink has been brought up through the legs of the unit. The owners designed—and hand finished—the stainless-steel kitchen sink and range hood.

Architect: *Mulfinger, Susanka & Mahady Architects, Inc.—Joseph Metzler, project architect*

Sources: *Replica fixtures: Rejuvenation Lamp & Fixture Co. Sink: Palm Brothers. Hood: Crystal Welding. Faucets: Chicago Faucet (customized). Windows: Marvin Windows. Paints: Benjamin Moore & Co. Counter finish: Depthane*



© Susan Gilmore photos

Rugged Individualism

Commissioned to do the interiors of a house in Ormond Beach, Florida designed by William Morgan, Wayne Berg wanted to show two facets of the personality of his client: a smooth, polished public persona and the owner's more rugged, sportsman side. The materials chosen for kitchen and bath spaces reflect both.

The long bath (photos right and opposite left) has walls and floors of the same Idaho quartzite, but in different finishes: honed and smooth on the floor and rough textured on the skylit walls. The brass framing of the Carrara glass on the facing wall picks up the grid structure of Morgan's onyx wall beyond, which forms part of the shower enclosure. The onyx panels are always luminous, either receiving daylight via the central atrium beyond, as shown, or glowing to the outdoors at night, when back-lit by electric light. The doors between bath and bedroom and bath and shower are made of two layers of pat-

terned glass, laminated smooth-surface-in so that both sides have the material's characteristic texture. The brass shower is meant to patinate. Custom silvered cast-glass diffuses light from an incandescent lamp set into the wall and hides a medicine cabinet. Other walls are clear-coated birds-eye maple.

The kitchen (far right) is separated from the more-formal atrium by a thin screen wall made of maple like a piece of furniture. A metal framework helps support the wall and holds cookbooks. The cooking island is made of cast concrete colored by metallic powder sprinkled into the formwork before the pour; the countertop is natural teak routed in a self-draining pattern.

Architect: *Pasanella & Klein, Stolzman & Berg; design partner: Wayne Berg; project architect/designer: Albert Ho.*

Sources: *Faucets; towel bars: Kroin, Inc. Tub: American Standard. Patterned glass: AFG Industries (Industrex)*



The Biggest Little Kitchen in New York City

Lee Pomeroy sought inspiration from ancient principles of household management—a place for everything and everything in its place—when fitting Sarah Pomeroy's professional-calibre cooking tools into a small kitchen tucked into the mansarded penthouse of a West Side landmark. Drawers under the granite counter hold appliances, garbage pails—even the fire extinguisher. Though small, the kitchen has distinct food prep, cooking, service, and cleanup sectors. Stainless-steel wire shelving holds often-used pots; a hinged glass enclosure above acts as a side-vented range hood to capture cooking fumes.

Architect: Lee Harris Pomeroy

Sources: Stainless-steel ovens and cooktop: Viking. Pendant fixtures: Artemide, Inc. Sink: Elkay Mfg. Pulls: Haefle. Counters: Cold Spring Granite



© Paul Warchol photo



© Paul Warchol photos




302. Southwestern style

Made in Germany with the rounded-edge shape and softer colorations ascribed to the American Southwest, Jado's new Santa Fe faucet comes in a brushed-nickel finish over the all-brass body. The style is also offered in matching shower and tub sets, and as cabinet knobs and door hardware. 805/482-2666. Jado, Camarillo, Calif.



307. Modern material

Designer Patrick Naggar showcased Surell solid-surface material in his custom Aura bath, using it for wall tiles, flooring, tub surround, cabinets, counter, and sinks: even the light fixture has a Surell diffuser. The composite comes in 26 colors, and can be sculpted, molded, cut, routed, inlaid, and shaped to fit any custom application. 800/FORMICA. Formica Corp., Cincinnati.



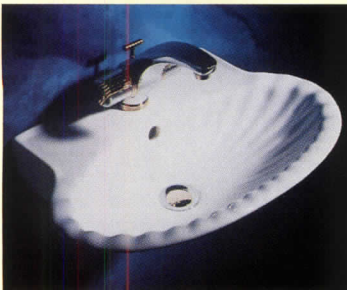
303. Natural-stone "carpet"

Made of colorful marbles laser-cut and assembled in Italy, the Marmocarpet is an area-rug-size (about 8- by 6 1/2-ft) Renaissance-style floor suitable for indoor and outdoor use. Each pattern (Urbinum is shown) comes as four 3/4-in.-thick sections mounted on aluminum honeycomb panels, ready to set into wood or tile floors. International Woods & Quarries, New York City.



308. Single-control faucet

A new kitchen line from a source of luxury plumbing fittings, the Kouzina faucet is made of solid brass with a ceramic disc valve. Features include a pull-out spray on a retractable hose; an integral water diverter offers a choice of aerated stream or a pressure spray. Available in four faucet/handle versions, including a high-arc spout. Kallista, Inc., San Leandro, Calif.



304. Seashell basin

Part of a complete bath line inspired by shell shapes, the Coquille hand-basin is a wall-mount, small-scale lavatory designed for powder rooms. Pedestal, drop-in, and semi-enclosed-style lavatories are also offered. 800/338-1756. Porcher, A Division of American Standard, Inc., Chicago.




309. Distressed cabinetry

A new finish option, Stonewood is said to mimic the wear, nicks, and scratches that would occur naturally in furnishings used over several generations. Produced by wire-brushing, sanding, and staining cabinets by hand, the antique finish is offered on eight country-style designs and seven colors (Moss is shown; kitchen design by George Rallis). Rutt Custom Cabinetry, Goodville, Pa.



305. Custom range hoods

A smaller-scale version of this maker's attention-getting kitchen ventilation hoods, seamlessly welded Underlines models fit under or between wall-hung cabinets. Vented by centrifugal exhausters or remote fans of from 600 to 1400 cfm, hoods come 36-, 42-, and 48-in. wide and up to 27-in. deep for restaurant-style cooktops or ranges. Utensil hanger optional. Abbaka, San Francisco.




310. Contrasting solid surface

Corian offers an expanded range of colors available in various styles of integrally formed vanities—countertop, sink, and coved backsplash furnished as one unit. Bowls now can be ordered in dark Sierra colors (Midnight is shown) set into counters of a contrasting shade. The D shape is described as suitable for both home and commercial use. 800/4-CORIAN. DuPont Co., Wilmington, Del.



306. Translucent barrel vault

Architect Ron Yeo used curved structural fiberglass-sandwich panels insulated with light-diffusing, translucent fiberglass batts as both roof and daylighting source for a third-floor studio in a California house. Panels offer light-transmission ranges of from 3 to 74 percent; a 17-percent level was specified for this application. 800/258-9777. Kalwall Corp., Manchester, N.H.



311. Architectural stained glass

Richard Giles fabricates authentic stained glass into custom windows and signage for homes, gardens, and commercial spaces. Pictured is one of a limited edition of wooden sash salvaged from dismantled Pennsylvania Dutch barns, refurbished and glazed in quilt-like patterns for use as decoration or as a window. 800/261-6382. South Mountain Stained Glass, Sinking Spring, Pa. ■

V I S A L I G H T I N G

V I S A L I G H T I N G

INCANDESCENT OR ENERGY EFFICIENT FLUORESCENT LAMPING

TEMPERED GLASS PANELS

Visa CB4062 fixtures installed at the Corporate Conference Center, St. Germain, WI.

ARCHITECTURALLY STUNNING. YET PRACTICAL.

At Visa Lighting, we take pride in combining form and function. As an architect, you can appreciate the beauty of our fixtures. But there's more.

All Visa fixtures are performance engineered and built with the quality materials that your customers will love, for years to come.



8600 West Bradley Road, Milwaukee, WI 53224 · 1-800-788-VISA · Fax: (414) 354-7436

Circle 17 on inquiry card

ARCHITECTS' CHOICES AFFECT ENVIRONMENTAL QUALITY

As the world's population grows our consumption of raw materials continues to increase and the need for shelter increases as well. Less clear is how the building materials choices we make affect attempts to attain sustainability. In assessing environmental impacts of their choices, design professionals may ask themselves:

Can I be assured the materials I specify will be available for future generations in perpetuity?

Of the major building materials, only wood comes from a readily renewable source . . . trees. There is no denying trees can be — and are being — renewed at a phenomenal rate. More than 1.7 billion were planted in the U.S. in 1993 and millions of acres were reforested through planned natural regeneration. This fact of renewability makes wood the only common building material that can be assured of being available to future generations forever.

Renewable or recyclable — what's the difference?

Recycling is a positive step toward sustainability, but it is not a panacea. Few building materials can be manufactured using 100% recycled materials and none can be recycled indefinitely. Each time a material is recycled, it is degraded and a greater percentage of virgin material is needed to maintain its structural integrity. Recycling has merits — it buys us time to find alternatives, and it helps reduce the need for landfill space. But it does not solve all our environmental problems. Renewability, on the other hand, is a lasting solution for the supply of materials that can be renewed. Wood is the only primary building material currently being renewed as virgin fiber for future generations.

Is the material energy efficient?




The importance of energy conservation is twofold. First, much of our energy is derived from nonrenewable fossil fuels. We can't afford to waste it. Second, the implications of energy use, in terms of air and water emissions, ozone depletion, and the potential for global warming, are manifold. Architects can play a role in energy conservation by specifying materials which are energy efficient in both their manufacturing and end use. It takes far less energy to produce solid sawn lumber products than any of the alternatives. And in most cases wood requires less insulation to be used to achieve comparable energy efficiencies in use.

Does the product have unique advantages?

In addition to its renewability, a unique advantage of wood is its role in carbon sequestering. When trees grow, they absorb carbon dioxide and release oxygen, helping to purify the air we breathe *and reducing* the buildup of atmospheric carbon-based gases thought to contribute to global warming and the greenhouse effect. The carbon remains in the wood even after it is made into a usable product, which means buildings constructed of wood serve as carbon sinks. Meanwhile, the carbon sequestering cycle is continued with the trees planted to replace those harvested.


For more information regarding environmental impacts of various building materials, write WWPA, Dept. AR, Yeon Building, 522 SW Fifth Avenue, Portland, OR 97201; or fax (503) 224-3934

ROUND ALUMINIUM WINDOW



baudisson concept window corp.
979 bennington st. • east boston, ma 02128
telephone: (617) 569-2927 • fax: (617) 569-3381

Circle 18 on inquiry card



DesignWorkshop™ Macintosh 3D modeling for architecture

The shortest path from your ideas to computer visualization, based on a design-oriented, 3D direct-manipulation interface. With other software, you build a model by drawing in plan, and renderings are look-but-don't-touch. In DesignWorkshop, you quickly and easily create solid models in live 3D perspective with real openings and object-based shadow casting.

Now available for Power Macintosh with radical 6–10X acceleration!

Call 800-203-8324 or fax 503-346-0782

Artifice, Inc.

Circle 19 on inquiry card



Danpalon® Quadwall® translucent white panels, 45' in one formable length down the slopes, topped by 82' x 58' pyramid in clear color.

Quality Comes to Light™

Finally...Skylighting systems which deliver the qualities in natural lighting that transforms your visions into exciting interior environments!

It's true, through the use of the most modern technologies, CPI engineers translucent daylighting systems with incredible insulation performance. These Danpalon®, cost effective, standing seam systems also provide leak free protection unequalled by any system in the world!

But what has made CPI's daylighting systems the architect's first choice is that these highly insulating Danpalon® panels still deliver the qualities and quantities of daylight that your visions require and that cannot be attained with any other translucent material. Light which

is full of life and that makes interior space stunning to look at and comfortable to experience.

To keep yourself up to date, please call today. We'll send our design catalog demonstrating these qualities and numerous others that CPI's products have brought to thousands of projects and that you should be benefiting from as well.

The finest daylighting systems...



Danpalon®
Translucent insulated Daylighting.

See us in Sweets 07820/CPI

14045 W. Rockland Rd. (Rt. 176) • Libertyville, Illinois 60048 USA • TEL (708) 816-1060 • 1-800-759-6985 • FAX (708) 816-0425

Circle 21 on inquiry card

NO, HE'S NOT a retired superhero.

But a few months ago he accomplished a rather outstanding feat, removing 85 100-pound steel doors faster than a speeding bullet.

As the Harley Ellington Pierce Yee Associates project architect for a \$3 million addition to the Infectious Disease Containment research facility at Michigan State

SweetSource also showed Gordon exactly where to find additional information in his Sweet's Catalog Files. Which led him to Sweet's BuyLine® Service. Which put him in touch with the manufacturer's rep. Who put samples in his hands. From which Gordon finalized his specs, becoming, in this very swift process, a former man of steel.

MEET GORDON KOSTIN. FORMER MAN OF STEEL.

University, Gordon had a lot of materials to specify, including 85 doors and frames.



But in a facility where the rooms are washed down daily to control bacteria, steel doors last, at best, five years. So Gordon had to find an alternative.

He turned to the fastest way to find alternatives: the SweetSource® CD. He selected "doors" and saw "glass fiber doors" among his choices. He immediately found a manufacturer of fiber-reinforced plastic (FRP) doors with sizes to fit the specs.

Gordon Kostin, like many architectural, engineering and construction professionals, regularly uses both SweetSource and Sweet's Catalog Files to find and specify materials.

How else to design tall buildings in a single bound?

*Read More About Harley Ellington
Pierce Yee Associates' Project By
Calling Us At 1-800-992-0535 And Asking
For Case Study Number 1.*



Circle 22 on inquiry card



Sweet's Group/McGraw-Hill, Inc.
1221 Avenue of the Americas
New York, NY 10020
1-800-992-0535





Think of it
as a
fire door,
with a
facelift!

There was a time when it was necessary for fire doors to look like plated armor with nuts and bolts protruding everywhere. But that is not the case today. Because Innovation by the Won-Door company has changed all that.

From the manufacturer of the revolutionary folding accordion type fire doors comes Innovation. A UL listed swing door with all the benefits and none of the drawbacks of traditional "held in the open position" type fire doors.

Innovation provides UL listings for both 20 minutes, one hour and one and one-half

hours, with absolutely no fire exit hardware protruding into the corridor opening. Only Innovation features hardware recessed completely flush with the surface of the door (while in the open position) and installed (optional) within a shallow pocket to also fit flush with the wall. At last, continuous, uninterrupted sight

lines in corridors, elevator lobbies or any place fire doors are specified in the normally open position. And no restrictive and potentially dangerous hardware protruding out in the room or corridor.

Contact your nearest Won-Door representative soon or call 1-800-453-8494 for additional information, details and specifications.



WON-DOOR



Won-Door Corporation, 1865 South 3480 West, Salt Lake City, Utah 84104


Circle 23 on inquiry card



ZX

FOR CONTINUOUS FLUORESCENT APPLICATION. FOR EASE AND SPEED OF INSTALLATION. FOR VERSATILITY WITH REFLECTOR AND LOUVER ACCESSORIES. FOR ENERGY EFFICIENCY WITH A TECHNOLOGICAL EDGE, SPECIFY ZX FROM ZUMTOBEL.

ZUMTOBEL 



Circle 24 on inquiry card

Clockwise from upper left: ZXST, ZXRC, ZXC, ZXSrw. For further information and the name of your local sales representative, Please contact us at: Zumtobel Staff Lighting, Inc. 141 Lanza Ave., Bldg. 16D, Garfield, NJ 07026. Ph 201 340-8900. Fax 201 340-9898.



“IBM only makes servers for huge companies with unlimited budgets.”

(Hello, how does starting at \$3,000 sound?)

The days when only FORTUNE 500® companies could afford IBM are most definitely over. Because now, for about the price of other brands, any business can choose the IBM PC Server 300 and enjoy what IBM customers have come to expect.

Namely, servers that are easy to upgrade and work perfectly with other computers and peripherals you might already have. Precision IBM reliability. And HelpWare®, a comprehensive service and support package that includes telephone help 24 hours a day, 7 days a week.

What's more, if making your life easier is high on your list of options, you can choose an option of ours—NetFinity™ 2.01 software—which makes managing your network a lot simpler.

For details on how to get the most out of your PC budget by getting the most PC Server, see the IBM Authorized Business Partner near you. Or, for product info by fax, call 1 800 IBM-4FAX and key in ID# 3078 or 3079.



IBM PC Server 300:


486 DX2/66MHz; 728MB hard drive; 8MB parity memory expandable to 128MB; 9 Bays; 8 Open Slots; 30-day money-back guarantee; 3-year, next-day, on-site warranty; EISA/PCI architecture.

There is a difference™





R-4 Automatic Balanced Doors



Manual Balanced Doors



M-3500 Automatic Sliding Doors



R-2 Swinging Door Operator



R-1 Automatic Swinging Doors



ICU/CCU Doors


A GREAT OPENING LINE.

Introducing the EFCO® RotoSwing™ Series. A complete line of automatic swinging, sliding and balanced doors, manual balanced and ICU/CCU doors. Call 1-800-221-4169 for a line that'll really impress you.



ROTSWING DIVISION

We Think Every Great Door Should Have A Dependable Warranty.* How's Ten Years?



From Ellison Bronze. Don't Argue.

*We cover the entire door, frame and closing hardware.

ellison

For additional information, technical binder and video, write, fax or call:

Ellison Bronze, A Division of Dowcraft Corporation

125 West Main Street / Falconer, New York 14733 / 716-665-6522 / Fax: 716-665-5552

LITECONTROL

Classica™

By design, Litecontrol does not introduce a new fixture every month. When we do, you can be certain that it meets or exceeds stringent, real-world criteria. And, each new fixture must successfully embody the innovative features that architects, lighting designers, and facilities managers have requested. So it has been with LCI, Aluma, Via, LC-90/91, Wall/Slot-2000, and Circa.

Now meet Classica, a new indirect fixture that has been designed to set the standard for the 90's. Classica is equally at ease in healthcare facilities, dining areas, lobbies, and health clubs. And, in offices, Classica virtually eliminates VDT screen glare, due to the lighting effect produced by the gently lit, curved sides.

Classica's graceful design will complement both highly-styled and simple interiors. And, various lamphing configurations are available to accommodate the diverse lighting requirements often encountered in a project.

Consider Classica for spaces that demand unsurpassed lighting by Litecontrol.

Litecontrol Corporation (800) 852-3455
100 Hawks Avenue (617) 294-0100
Hanson, MA 02341

Circle No. 20



*MSRP IS \$54,000. INCL. DEALER PREP BUT EXCLUDES DESTINATION & HANDLING CHARGES, TAXES, LICENSES & OPTIONS. ACTUAL PRICE DEPENDS ON DEALER & SUBJECT TO CHANGE WITHOUT NOTICE. TREAD LIGHTLY-DRIVE RESPONSIBLY OFF ROAD. ©1994 LAND ROVER NORTH AMERICA, INC.

When was the last time the British were this excited about anything?

Such festivity is understandable.

Not merely because the 1995 Range Rover 4.0 SE is the first entirely new Range Rover in 25 years. But also because there's never been a vehicle like it.

Off-road, its new 4.0-liter V8 engine, along with second-generation electronic traction control and all-terrain ABS, makes it easier than ever to gracefully conquer minor obstacles.

Like Guatemala.

And on-road, the new Range Rover not

only puts other 4x4's to shame, it also out-amenities other luxury cars.

The fact is, from dual airbags to the Range Rover's unique electronic air suspension, we rethought, redesigned,

and upgraded virtually 100% of every system, and every last feature and function in the Range Rover, to create the Range Rover 4.0 SE.

Of course, this new Range Rover also comes with a new price of \$54,000*.



To understand why many people already consider this reasonable for a vehicle so exceptional, we urge you to call 1-800-FINE 4WD for a dealer near you.

After all, we may not come out with another new Range Rover until 2020.




Always use your seatbelts. SRS/airbags alone do not provide sufficient protection.

“Dens-Shield® tile backer is easier to install than cement board and performs better? Are you pulling my leg?”



Dens-Shield® is now available as a 1/4" underlayment that's perfect for flooring and countertops.

Location courtesy of M&C Builders, Inc., Marietta.



G-P: Would I lie? Dens-Shield® tile backer is 33% lighter than cement board and it scores, snaps and fastens just like regular wallboard.

YOU: What about moisture resistance? You said...

G-P: Better than cement board, right. The surface resists water, so the tile stays tight and the stud cavity stays dry. Dens-Shield lasts better than MR greenboard, too.

YOU: And I won't need any additional vapor barrier?*

G-P: That's the beauty of it! The coating, the embedded fiberglass mats and unique the silicone-treated core make Dens-Shield resist water and wicking a lot better than cement board or greenboard.

YOU: I could try it on this bathroom floor.

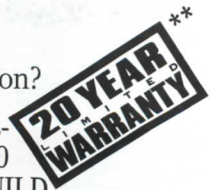
G-P: Yes. You can use Dens-Shield on floors, ceilings, walls, countertops, you name it. No reason

to use anything else.

YOU: You're pretty sure of this stuff aren't you?

G-P: You bet. Is that your last question?

For more information on G-P Dens-Shield tile backer, or a copy of to 20 year limited warranty, call 1-800-BUILD G-P (284-5347). Or check Sweets Section 07310/GEO.



Solve it with G-P.SM



*Unless required by code. Solve it with G-P is a service mark and Dens-Shield is a registered trademark of Georgia-Pacific Corporation. **See warranty for conditions and limitations. ©1995 Georgia-Pacific Corporation. All rights reserved.

THERE ARE THOSE
WHO SETTLE...
AND THERE ARE THOSE
WHO DEDICATE THEIR
ENTIRE EXISTENCE TO
GREAT ACHIEVEMENT.

From the beginning there was a vision of unparalleled quality in service and product. And, through the dedication of the LATICRETE® Team, that vision has been achieved.

Because at LATICRETE, we always look beyond the horizon... to provide our customers with tomorrow's standards today.

We are pleased to announce another industry first - the ISO 9001 certification of our Bethany Production and Technical Facility.



BETHANY FACILITY



LATICRETE INTERNATIONAL, INC.

1 LATICRETE PARK NORTH
BETHANY, CT 06524-3423 USA
TELEPHONE: 1-800-243-4788
FAX: 1-203-393-1684

Circle 29 on inquiry card

ISO 9001
Another Industry First
For LATICRETE®

Building Types Study 725/Record Houses 1995

At 40 years old, RECORD HOUSES enters mid-life, an appropriate time to take stock. We've featured hundreds of houses over the years, and made, it seems, some indelible impressions in the minds of our readers. In fact, last month, of "the 10 contemporary houses that matter most to architects" listed in *The New York Times Magazine*, six had been first published in ARCHITECTURAL RECORD (five were covers). Hardly, we think, a coincidence. It's too early to predict the influence of this year's lineup of nine projects, which includes the work of acknowledged masters of residential design—Gwathmey Siegel & Associates (page 74), Franklin D. Israel Design Associates (page 82), and Turner Brooks (page 92)—as well as emerging voices—Frederick Phillips & Associates (page 68), Koning Eizenberg Architecture, (page 88), and Hariri & Hariri (page 96)—and newcomers—Dean/Wolf (page 62) and Judith Sheine (page 70). Of all the designers featured, it is perhaps Ettore Sottsass (page 80), the 77-year-old Milanese architect, industrial designer, and de facto poet, who best sums up the diverse impulses that not only drive architects to constantly reinvent the house (a type that most consumers still prefer in a conventional mode), but also the mission of RECORD HOUSES: "There are moments when you want to go to the piazza and shout, and other times when you need to be more quiet."

Karen D. Stein

*Manufacturers' Sources
listed on page 107*

Hitting Bedrock



Dean/Wolf Architects solidly anchors this hilltop house to a granite formation, affording both woodland views and privacy.

*Spiral House
North Castle, New York
Dean/Wolf Architects*





To many potential buyers, this site seemed impossible. A house *and* its septic-drain fields could occupy only some 10 percent of the three-plus acres because the rest was designated as protected wetlands. That restriction confined the possible site for a building to just one location—on top of a solid-granite dome tight against the rear property line (site plan below). Worse still, the driveway would have to cross a stream—which meant special-permit requirements—and climb up a jumble of craggy ledges—which meant blasting. But a young professional couple with several active pre-adolescents and a love for nature, Andrew and Lisa Greenberg, were intrigued by the site's beauty, including, in addition to the stream and ledges, dense woods containing trees over a 100 years old. Before they made an offer, however, they did what too few clients do. They called in the architect.

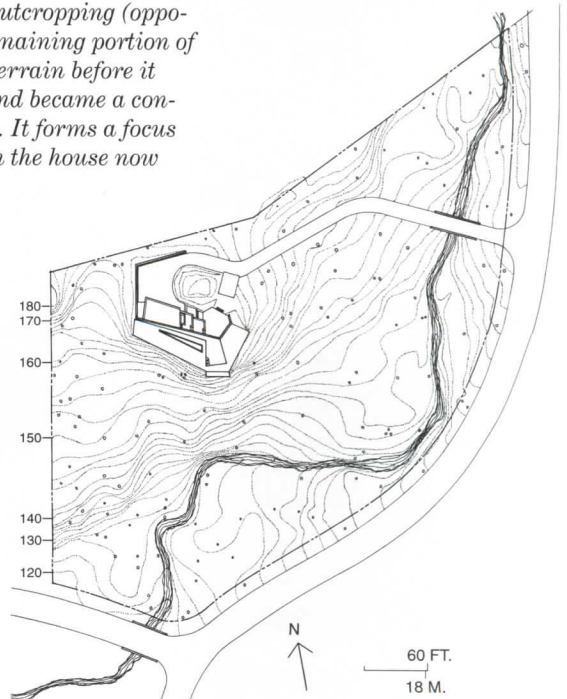
As the undaunted team of Kathryn Dean and Charles Wolf walked the difficult terrain with the Greenbergs, they quickly saw that the assets outweighed the deficits. One asset was the granite dome, which forms the highest elevation and offers the best views. Another factor, the proximity to the northern boundary, was not all bad: Across the property line is a manicured golf course offering protection against incursion by future houses going up too close by. On the south side, however, where the stream comes closest to the building site, the owners can enjoy the view against a background of dense trees shielding the public road beyond.

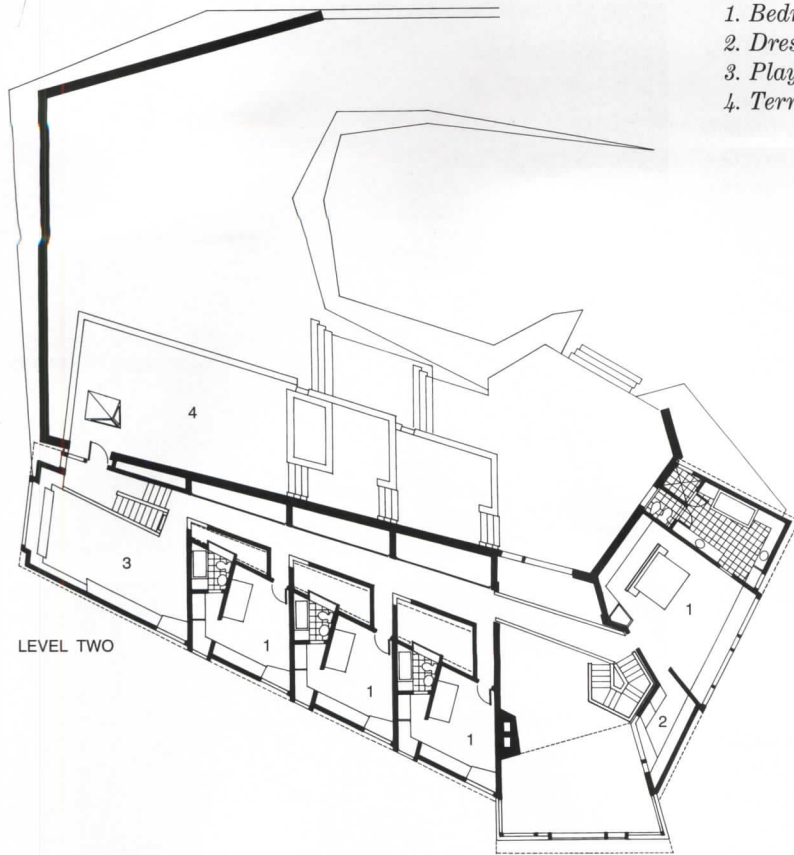
On the spot, clients and architects decided to focus the primary view towards woods and stream, and to turn a relatively blind entry side (opposite and previous pages) toward the golf course. Soon after, the Greenbergs approved Dean and Wolf's basic parti: an organizing spine for the spaces within and without, using angled walls on the entry side to form an upward-reaching spiral. The incline of the driveway, where it ends at a U-turn, carries through in the angle of flanking concrete screen walls (top right), which gradually rise from the ground to meet the house. There, the ascent continues along the top of a cedar-clad screen wall above the first floor (previous pages), then under the second-floor windows (left), where it terminates in a tall stone-faced fin wall. The building plan widens in tandem with the spiral's height (overleaf) so that the spaces inside flow horizontally, giving a forced-perspective view from the entrance door. They also flow vertically toward the sky through light wells enclosed with polished plaster walls that pass through the second floor, emphasizing the focus above.

Although the design went quickly, the following stages did not. Approvals by various authorities to cross wetlands and alter site contours took a year. Sitework called for highway-construction blaster equipment to place some 1,000 pounds of dynamite as the machines climbed ledges on heavy tracked rollers to build the driveway and ultimately to create a level area on the granite dome for a building site. (Some of the stone was salvaged for exterior facing, but plans to surface all the exterior as well as the living-room floor and fireplace with stone had to be abandoned because the cost of setting it was too high.) One bonus was that concrete first-floor walls could be poured directly on the newly created granite surface. The owner took responsibility for subcontracting site preparation and foundations, a process that Wolf says worked well. But he adds: "There has to be a clear understanding of responsibilities." (While he declines to discuss the cost of this 6,100-square-foot house, he cites the case of another client who handled all subcontracting, saving 20 percent of estimated costs.) After the concrete, came a steel-frame structure for the second floor and, finally, finishes, including windows framed in marine-grade teak outside and ash within. *Charles K. Hoyt*



The granite outcropping (opposite) is the remaining portion of the original terrain before it was leveled and became a construction site. It forms a focus around which the house now turns.





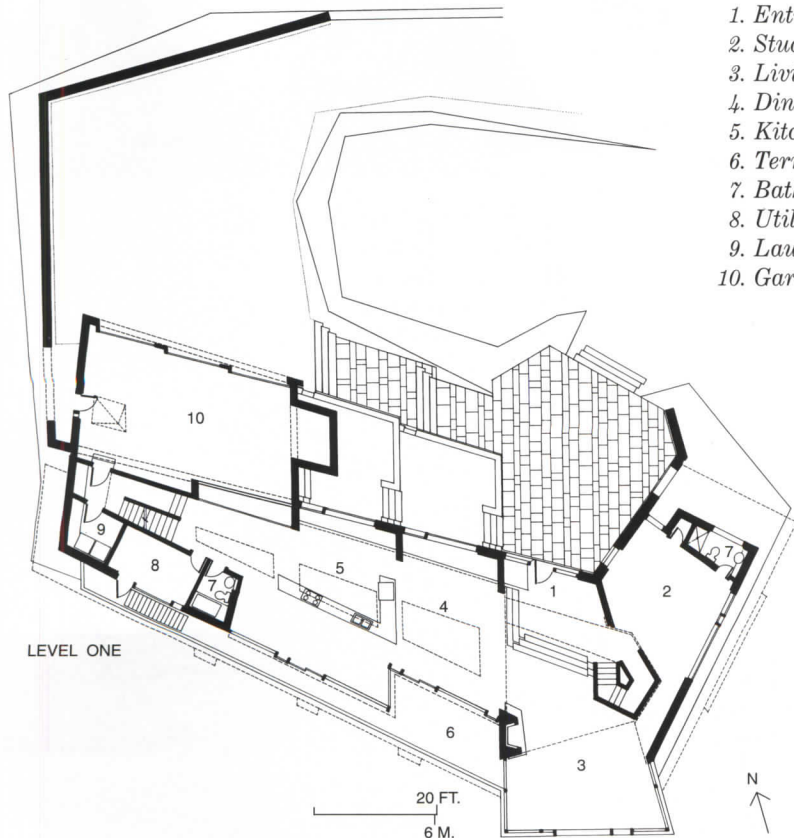
1. Bedroom
2. Dressing room
3. Playroom
4. Terrace

"There isn't a right angle in the place," says Charles Wolf in only a slight exaggeration. Considering the angled walls and roofs that slope in two directions—laterally for drainage and longitudinally to express the design parti—the joint connections in the house's concrete-and-steel construction had to be flexible.

A forced perspective created by converging walls can be seen in the upstairs hall (opposite left). Here, the walls around skylit wells to the floor below (opposite) also slope. Small glazed windows in these walls provide acoustic privacy to the living area when the owners' children make noise.

All interior trim is ash and the wood floors are white oak stained with a water-based finish that prevents yellowing in the abundant sunlight.

The end of the living room (opposite) is cantilevered 14 feet out from a cliff to bring stream views closer. Concrete transverse fin walls along the north wall (plan) provide lateral structural support and are hidden from view outside by cedar screen walls that carry the slope of the upward-spiral parti.



1. Entry
2. Study
3. Living room
4. Dining room
5. Kitchen
6. Terrace
7. Bath
8. Utility
9. Laundry
10. Garage

Credits

Spiral House
North Castle, New York

Owners: Dr. Andrew and Lisa Goldberg

Architect: Dean/Wolf Architects—Kathryn Dean, Charles Wolf, partners-in-charge

Engineer: Anchor Consulting (structural)—Evan Akselrad, partner-in-charge

Consultant: Reginald Hough (concrete)

General Contractor: Einar Moi



Chicago Shotgun

The comparatively spacious 40-foot-wide double lot architect Frederick Phillips had as a starting point for a doctor's residence presented a challenge: how to preserve the scale and rhythm of a neighborhood of narrow houses built on 20-foot-wide lots. "The temptation would be to cover the whole lot with one structure that would present a cube-shaped barrier to the street," says Phillips. Instead, he designed a narrow ground- and split-face concrete block shotgun-like house for the west half of the lot. With the exception of a garage at the rear of the site, and the structural-steel framed porch and bedroom tower, he left the east half of the lot open for use as a garden.

The steel porch and bedroom structure was carefully detailed. "I had made several trips to South Carolina, and had become familiar with some masonry houses, with post-and-beam porches on the sides to catch the prevailing breezes. Visually, we wanted the porch to feel light; to be something that says the light structure is there to be a filter for breezes."

Another challenge for Phillips in this transitional neighborhood, where gangs are active, was meeting his client's need for security and secure access for patients. Three parking spaces were provided inside the rear garage, so that patients can park inside the building, and few windows were provided on the first floor. Security gates were installed at some vulnerable entry points on the second floor. *Charles Linn*

Credits

*Private Residence
Chicago, Illinois*

Architect: *Frederick Phillips & Associates—Frederick Phillips, design principal; Ronald Piekarz, project architect; Brian Buczkowski, production architect*

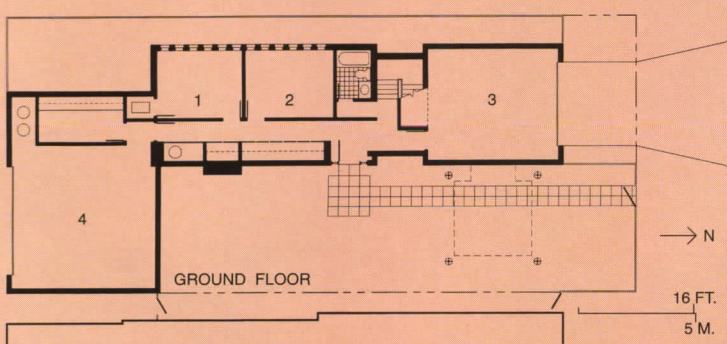
Engineer: *Stearn Joglekar*

General Contractor: *Frederick Phillips & Associates*

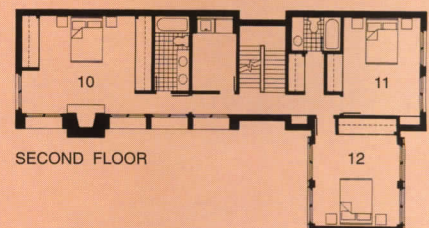
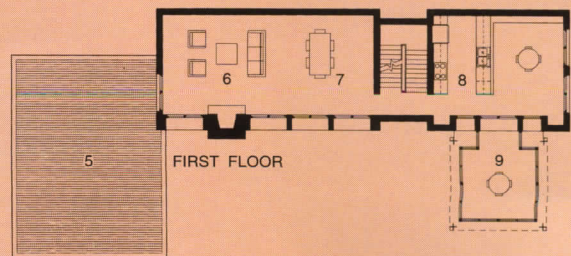
© Bruce Van Inwegen photos



Private Residence
 Frederick Phillips & Associates,
 Architect
 Chicago, Illinois



- | | |
|----------------|--------------------|
| 1. Storage | 7. Dining room |
| 2. Office | 8. Kitchen |
| 3. Garage | 9. Porch |
| 4. Garage | 10. Master bedroom |
| 5. Deck | 11. Bedroom |
| 6. Living room | 12. Bedroom |



Desert Outcropping

*Sarah Residence
Juniper Hills, California
Judith Shoen, Architect*



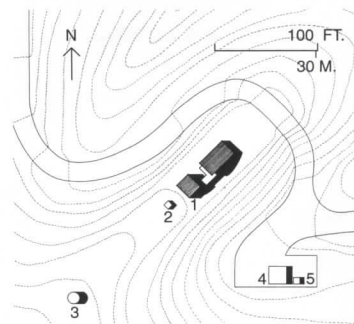

Only an hour and a half northeast of Los Angeles, in the foothills of the San Gabriel Mountains and on the way to the Mojave Desert, lies Juniper Hills, a world apart. Here, at an elevation of 4,200 feet, John Sarli, a mathematician and avid outdoorsman, purchased five acres of rolling terrain to satisfy both vocation and avocation—contemplation and intense athletic activity. He asked Judith Sheine, a friend from college, an architect and currently a professor at UCLA and Cal Poly, Pomona, to build him, in his words, “a crystal-like structure, a gem in the desert.”

Sheine, a self-proclaimed disciple of Rudolph Schindler (and co-editor of a recent book on Schindler’s work and writings, published by Academy Editions) has absorbed many lessons from the master—most notably, faith in a flexible four-foot module that could be sub-divided or multiplied and, because of Schindler’s training as an engineer, his vision of himself as an “artist-builder,” according to Sheine. These traits are in evidence in her first completed house.

The architect placed the structure on an existing narrow promontory near the middle of the site, flanked by steep drop-offs ideal for drainage. Set at 45 degrees from due north, the profile of the curved metal roof split into two uneven pieces gently echoes rolling hills that loom in the distance, while giving the effect of an alien vessel. Says Sheine of the striking form and choice of materials: “It’s like a *Barbarella* spaceship. Hard on the outside and soft on the inside.” Indeed, the steel roof decking set atop 16-inch-thick load-bearing perimeter walls (4 inches of rigid insulation sandwiched between an 8-inch-wide concrete block and 4-inch-wide exterior face block) contrasts with the soft yellow sheen of the birch-veneer plywood lining that rises from 8 feet 8 inches above the block to the 16 foot 8-inch centerline of the curved main vault (following pages).

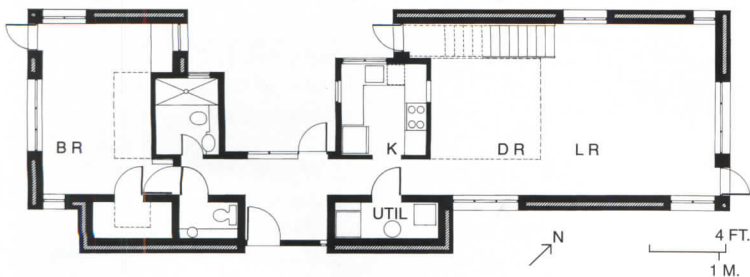
Like Schindler, Sheine, a former student of mathematics, based the proportions of the main spaces on a four-foot module: the 16-foot-wide interior space is divided into three sections: a 12-foot-long bedroom; a 20-foot-long kitchen and bathroom block organized around a three-sided courtyard; and a 28-foot-long living/dining room. Lofts suspended from the roof decking by 1/4-inch steel cables provide additional sleeping/reading space at both ends of the house. Steel beams are highlighted by a red primer coat that acts as a paint color (similar to San Francisco’s Golden Gate Bridge), reinforcing the reddish hue of custom-designed Douglas fir window frames.

Located in an active earthquake zone, the structure withstood the strong vertical shear of the 1994 Northridge earthquake. The materials, however, are not immune to the elements. Harsh sunlight rapidly discolors window frames and the metal roofing expands and contracts depending on daylight, emitting muffled expansion creaks as the sun emerges in the morning. Says Sarli of his new home: “It’s an alarm clock.” *Karen D. Stein*



The house sits on a plateau atop the hilly five-acre site; its length runs northeast to southwest. Future plans include a terraced path between house and garage.

1. House
2. Pump house
3. Water tank
4. Garage
5. Well house

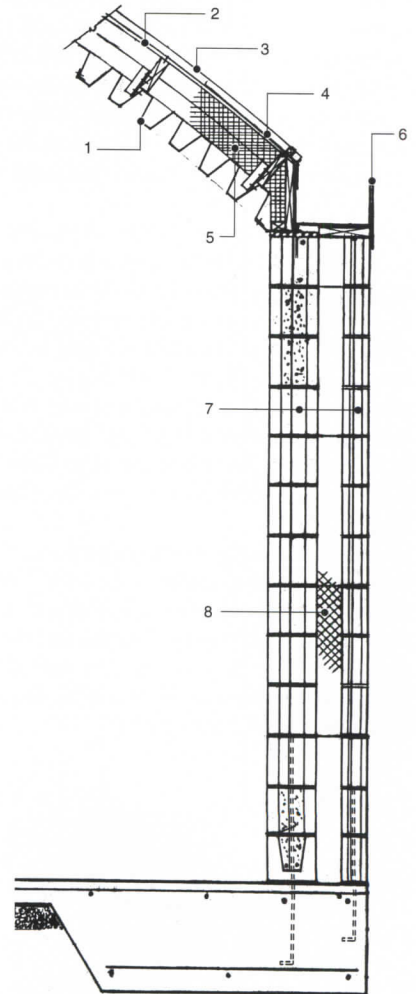


Steel decking on the ceiling is 18-gauge and 4 1/2-inches deep, allowing room to recess sprinklers. On the bottom of the loft it's 16-gauge and 3-inches deep. The dining room wall is clad in corrugated steel with a subtle leaf-like pattern from the finishing process. Above the 8-foot 8-inch-high concrete block walls, birch veneer plywood panels are screwed to metal studs.

Credits

Sarli Residence
 Juniper Hills, California
Owner: John Sarli
Architect: Judith Sheine, Architect
Engineers: Gerald Sheine and Nancy Hamilton
General Contractor: Joseph T. Setter

1. 18-gauge structural steel decking
2. 1/2-inch plywood
3. 20-gauge corrugated steel roofing
4. Torch-applied roofing
5. Rigid insulation
6. Gutter formed from steel
7. Concrete block
8. Rigid insulation




PERIMETER WALL SECTION



Living With Art

On a hill overlooking Lake Zurich, this large house mimics a small village.



*Zumikon Residence
Zumikon, Switzerland
Gwathmey Siegel & Associates Architects*

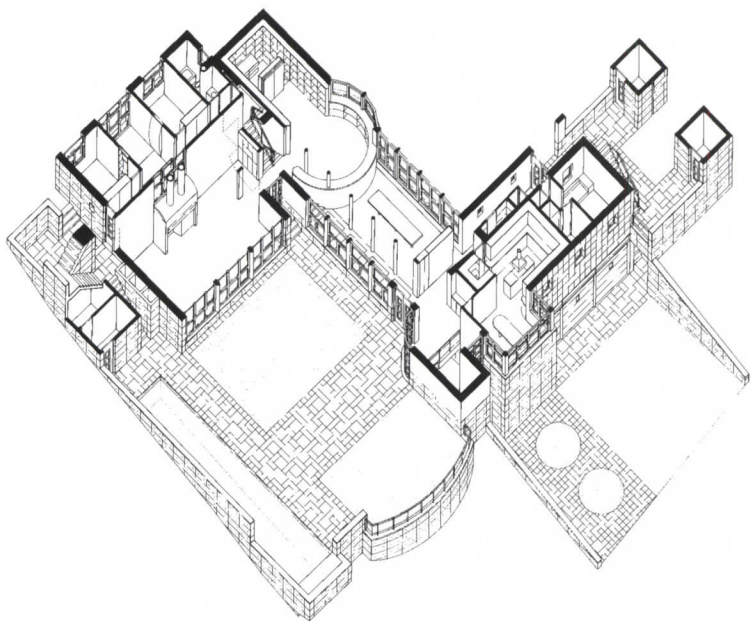
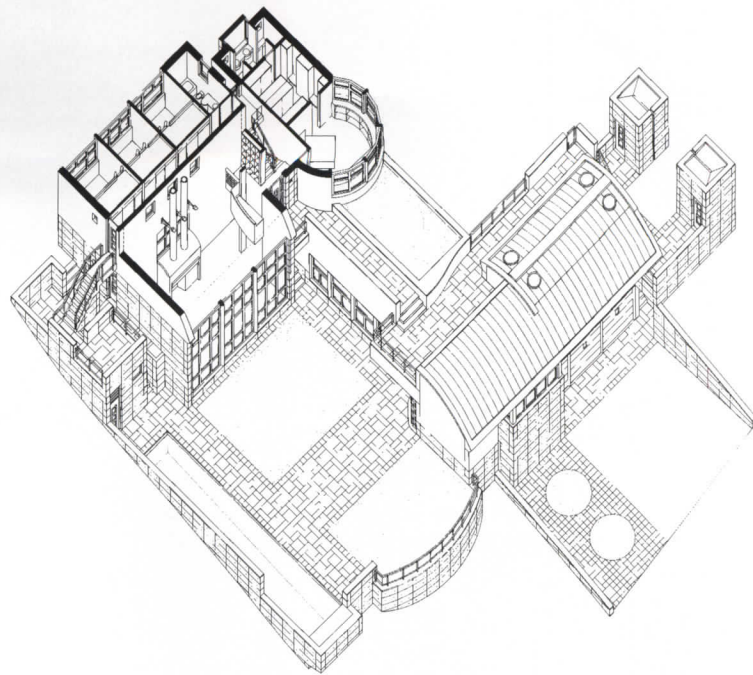


On a gently sloping hill overlooking Lake Zurich stands a house Gwathmey Siegel designed for a large family and an equally large modern art collection that the family regards as an integral part of its domestic surroundings. The commission required the architect to fit an ambitious program onto a site governed by the restrictive Swiss building code, which not only limits height and mass, but also requires the construction of a stick mock-up so that townspeople can judge the design for themselves. In return, the commission provided an opportunity to make spaces at once intimate and museum-like.

In this case, the house was conceived of as a succession of interlocking interior and exterior spaces. A series of terraces and gardens extends the building into the landscape and integrates it with the site. Says partner-in-charge Charles Gwathmey: "Previously we approached the house as a single object. But when the program expands, do you simply build a bigger object, or do you work from a fundamentally different idea?" To reduce the impact of 10,225 square feet, Gwathmey's scheme became the "house as village," where the arrangement of components is determined both by the program and the changing topography of the site. Set back into the hill, the true extent of the "village" is only revealed at close quarters, in a gradually expanding sequence of sculptural white fragments with lead-covered vaulted roofs.

From the street, the south-facing front facade, standing two and a half stories high, echoes the retaining walls characteristic of Zurich. Rooms are grouped into two main wings, connected by the dining room. A raised cylinder adjacent to the library accommodates a reading room and, one floor up, the master bedroom. This space, the only round element in the design, acts as a hinge between the relatively public and more private areas of the house. Behind the living room is the split-level children's wing and the family stair, parallel to the full-height stair that extends through the front of the house.

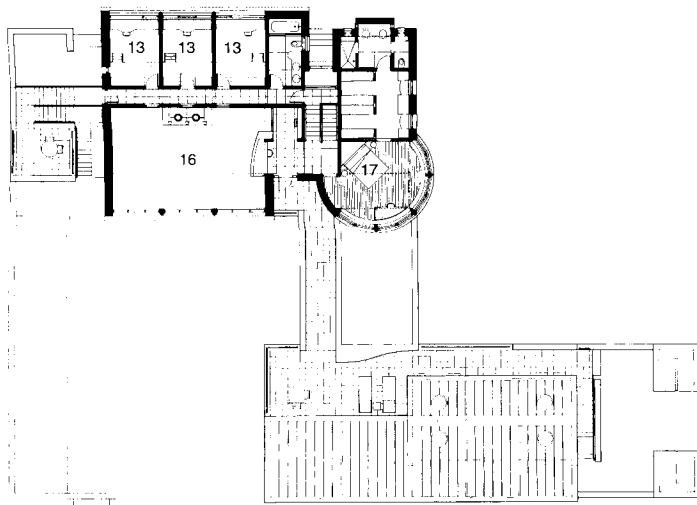
The living room, where domesticity and art meet, is the most striking space in the house. Twenty-four-feet high with a glazed south face, the room is dominated by a powerful, target-shaped work of specially commissioned art painted on the west wall by Richard Long (following pages). The restricted choice of materials helps link the fragmented volumes, in sharp contrast to the more traditional shingle-roofed and wood-walled neighboring houses. "Poured concrete construction gives a physical and psychological sense of density and permanence," says Gwathmey. Introverted and somewhat aloof, the house is a miniature hill town that opens upon itself, with the main terrace and pool in the role of town square. Ultimately, the liveliness between spaces is subordinate to the overall effect of this residence-cum-gallery—the sense of tranquility and intensity, of calm and concentration. *Tracy Metz*



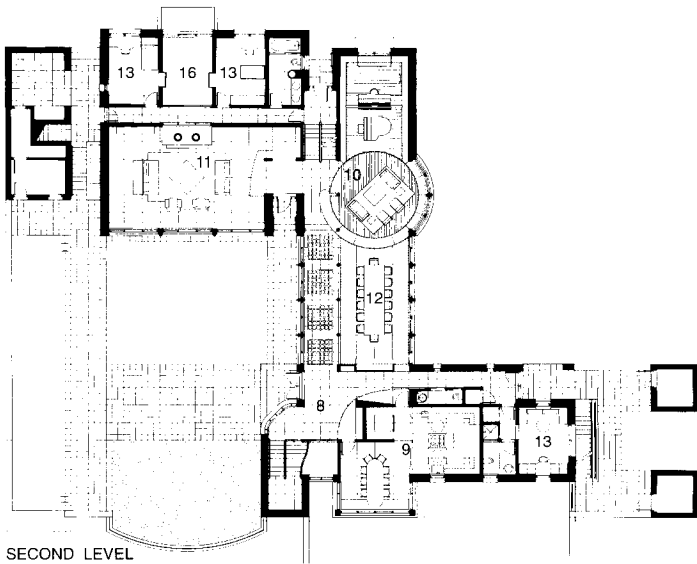
© Richard Brynati/Arcaid photos

Rooms are grouped into two main wings connected by the dining room. Set back on the site is the double-height south-facing living room, overlooking the terrace (top axonometric). Behind is a passageway to the children's wing, which contains bedrooms and a recreation room. The cylinder contains the library on the ground floor (bottom axonometric) and part of the master-bedroom suite above.

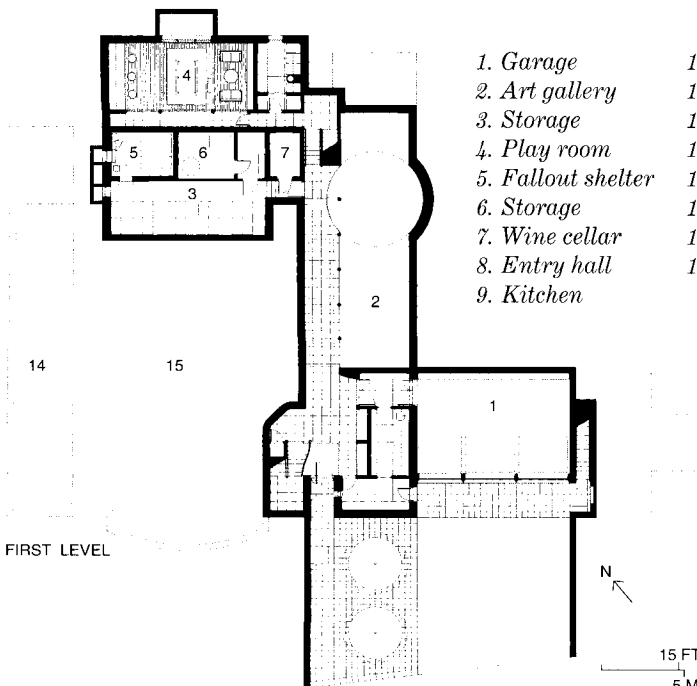




THIRD LEVEL



SECOND LEVEL



FIRST LEVEL

- | | |
|--------------------|-----------------------|
| 1. Garage | 10. Library |
| 2. Art gallery | 11. Living room |
| 3. Storage | 12. Dining room |
| 4. Play room | 13. Bedroom |
| 5. Fallout shelter | 14. Swimming pool |
| 6. Storage | 15. Sculpture terrace |
| 7. Wine cellar | 16. Open to below |
| 8. Entry hall | 17. Master bedroom |
| 9. Kitchen | |

Cabinets in a reddish Swiss wood resembling beech add warmth to the interior. The robust yet elegant design of the fireplace echoes the combination of planes and vaults that characterize the complex as a whole (opposite top left and right). Daylight into the lower-level art gallery is filtered through a glass brick ceiling (opposite bottom left). Pre-cast concrete columns (part of the structural system, which also includes cast-in-place concrete walls and floors and load-bearing clay block partition walls), line the dining room (opposite bottom right).

Credits

Zumikon Residence
Zumikon, Switzerland
Architect: *Gwathmey Siegel & Associates Architects—Charles Gwathmey, principal-in-charge; Bruce Donnally, associate; Nancy Clayton, project architect; Tom Lewis, Sylvia Becker, Carole Iselin, project team*
Associate Architect: *Pfister + Schiess Architekten—Thomas Pfister, Rita Schiess, principals-in-charge; Daniela Staub, project architect; Heinz Aebi, construction supervisor*
Engineers: *Winiger-Kränzlin + Partner (structural); Ernst Burkhalter Ing. (mechanical)*
Consultant: *Carl Hillmann Associates (lighting)*
General Contractor: *Heinrich Schlumpf*



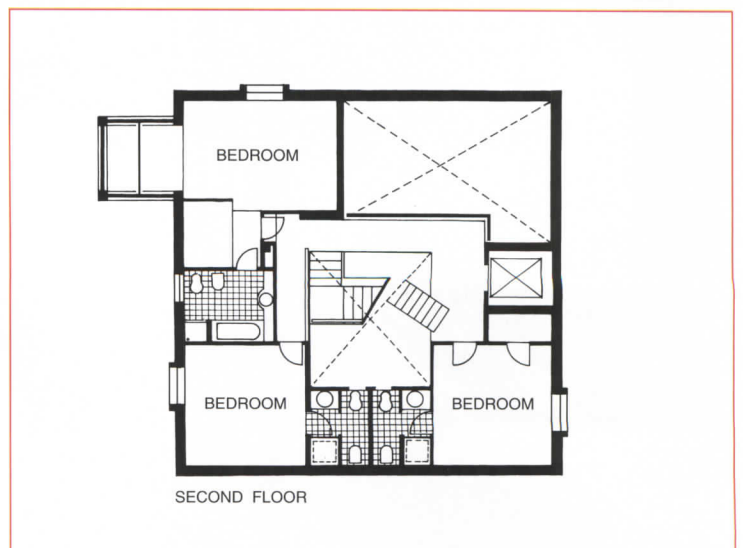
Speaking Softly

Having contributed some of the more colorful and energetic designs of the roaring 80s—from his Memphis furniture to his showrooms for Esprit—Ettore Sottsass is in a different mood these days. “There are moments when you want to go to the piazza and shout,” explains the Milan-based designer, “and other times when you need to be more quiet.” While designing the Casa Cei, a 4,800-square-foot house for a family of four in Tuscany, Sottsass felt the pull of ancient traditions and let them help shape the building.

As a result, Casa Cei is an exercise in simple geometry: a cubic form clad in white Istrian stone, topped with a red metal roof, and surrounded by an unpretentious garden. “Tuscan architecture is very compact, dignified, symmetrical,” says Sottsass. “Houses here have a sense of mystery and silence, like a de Chirico painting.” Any trace of menace at Casa Cei, though, is dispelled by the light touch of Sottsass and his associates Marco Zanini and Mike Ryan in the colorful frames surrounding windows and a balcony. “The windows are toys glued onto the Classical white box,” explains Sottsass.

Designed for a middle-class family with traditional Italian ways

© Santi Caleca photos



(everyone gathers for lunch at home every day, for example), the house has a simple concrete frame with brick infill and a metal-truss roof that seems to float above stone-clad walls. Whereas the exterior emphasizes the house's solidity, the interiors are surprisingly light, thanks to a central atrium that brings sunlight in from above. The same third-story windows that let in all that light also draw hot air out of the house when they are opened during warm months. On the ground floor, a large Tuscan-style kitchen allows the entire family to gather and a two-story-high living room provides an elegant space for socializing. The second floor is mostly bedrooms, while the third floor has a guest room and a wrap-around terrace offering views of the ancient Tuscan hills. *Clifford A. Pearson*

Casa Cei
Tuscany, Italy
Sottsass Associati, Architect
Studio Maestrelli, Associate Architect

Credits

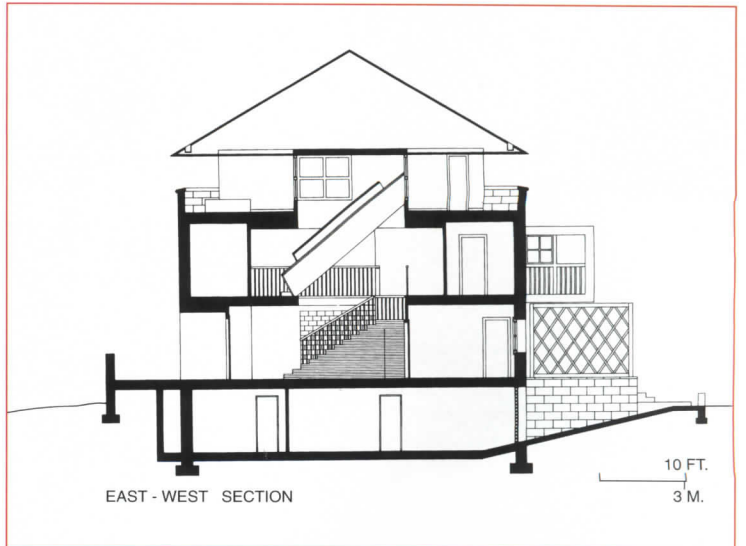
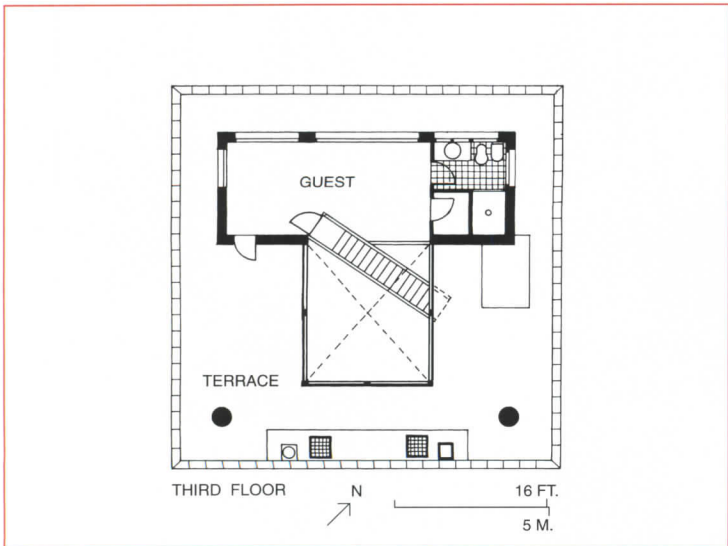
Casa Cei

Tuscany, Italy

Architect: *Sottsass Associati—Ettore Sottsass, Marco Zanini, Mike Ryan, design team*

Associate Architect: *Studio Maestrelli*

General Contractor: *COE*





160

Act Two

*Drager Residence
Oakland, California
Franklin D. Israel Design
Associates, Architect*

In a landscape twice destroyed, once by fire and then by human building practices, the Drager house stands out as a monument to the American home. What architect Frank Israel has built in the Oakland Hills, across the bay from San Francisco, is a comfortable string of rooms that sums up traditions of domestic architecture. A central staircase gathers together a series of loft-like spaces that terrace the hillside, all sheltered by a prominent roof.

When the 1991 fire destroyed the Draggers' rambling Cape Cod-style house, they lost not only a comfortable and unpretentious home, but all of their possessions as well. Susan Drager wanted something better to come out of the destruction: "As a child I used to visit a Frank Lloyd Wright house in New Canaan, Connecticut. I couldn't believe that people lived like that. It stayed with me." The combination of a clean slate and a desire for great design made the Draggers "ideal clients," according to Israel.

The site, however, had many restrictions. After the fire, new construction had to be approved by all of the abutting and confronting neighbors. Also, the Draggers had to provide off-street parking for four cars. The houses had to be constructed out of non-combustible materials. On the other hand, the owners were permitted to "max out" the footprints of their original homes, though additional new construction could not have more than 500 square feet of habitable space. The resulting boxes come as close to their neighbors as many of the older houses that had been built before set-back requirements took effect—generally simple volumes to build and accept (since neighbors act as critics).

Now the Draggers' neighborhood is filled with megaliths, mainly because the desire to build as much usable space as possible led architects to divorce most of the structures from their setting. In contrast, the Drager house steps up and back from the street. The strong roof is like a tent spread out over stucco shapes colored to echo the golden hues of the terrain. The fragmentation of the facades lightens the overall effect of 4,500 square feet. The progression up exterior steps to a middle-level entrance and then inside along a staircase that squeezes between rooms overlooking Oakland, the San Francisco Bay, and the hillside gives a dynamic sense of the landscape. The family and its activities are tied together in a knot of interior terraces, window slots, and vertical openings.

Israel found inspiration in the Shingle Style, yet incorporated his own signature—a bold use of color and materials [RECORD, April, 1993, pages 100-107]. "I wanted to transform the Draggers' experience of their house, and allow them to be aware of their site, as if they were living inside of the hill," says Israel, who collaborated with project architect Annie Chu on the design. "It was necessary to create a direct and intimate relationship to the place." At the same time, Israel sees it as "a singular form under the spreading roof, a ship riding off into the views." The Draggers describe the structure as a phoenix, an apt comparison considering the history of its design. Rising from the ashes, the house's wing-like roof spreads out to provide shelter.

Aaron Betsky

©Grant Mudford photos



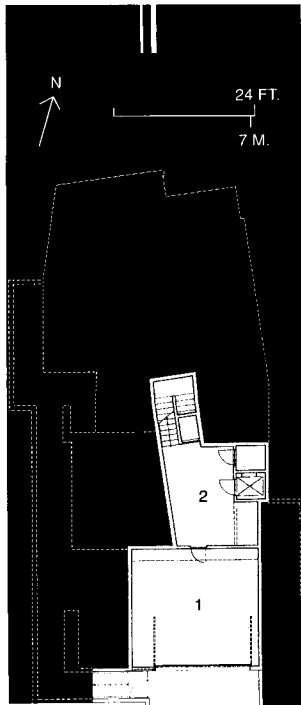
A roof of copper shingles envelops the structure, protecting it from fire (top). Israel split and shifted volumes to allow light to enter interior rooms, and hollowed out an entry porch below the spreading form (bottom). The base is sand stucco and redwood siding to blend with parched hills (opposite).



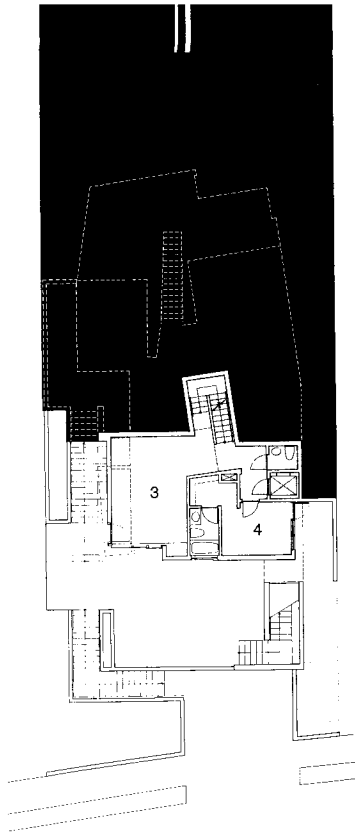
Blending suburban building types, the Drager house is a split-level that rises up a steep hill, soon to be filled with larger houses. The gridded street-front facade melds several traditions, including Rudolf Schindler, a favorite source for Israel, and the bungalows with articulated wood structures and strong roof profiles common to the neighborhood.

At the center of the structure is the point of entry, the "great hall," around which the main public rooms are arranged. The living room fills the width of the house and borrows light from both sides.

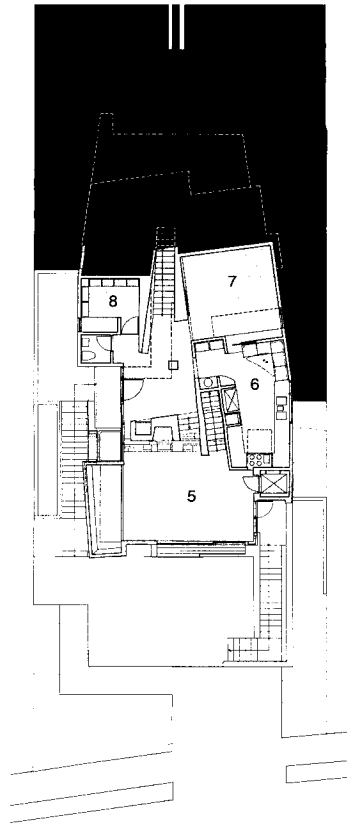




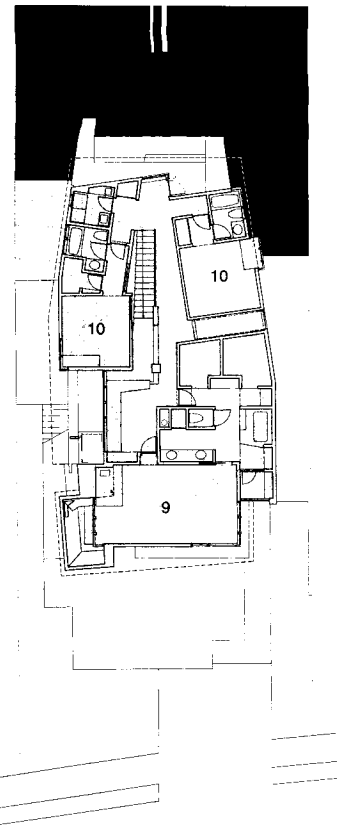
LOWER LEVEL



SECOND LEVEL



ENTRY LEVEL

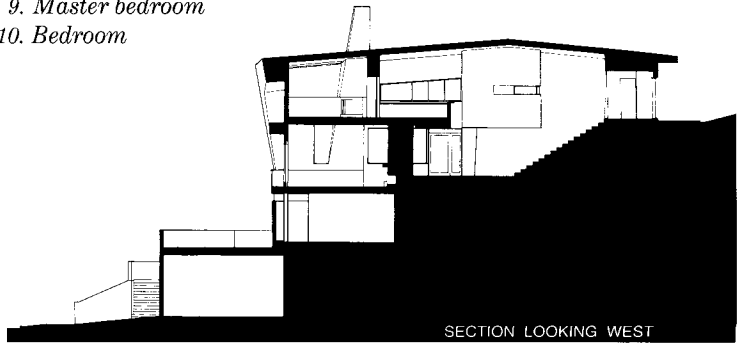


UPPER LEVEL

- 1. Garage
- 2. Storage
- 3. Family room
- 4. Guest room
- 5. Living room
- 6. Kitchen
- 7. Dining room
- 8. Office
- 9. Master bedroom
- 10. Bedroom



SECTION LOOKING EAST



SECTION LOOKING WEST



The detailing of the interior appears deceptively simple. The central stair climbs the hillside and curves around a leaning wall, creating an abstract composition of overlapping spaces (middle left). Windows are framed in Douglas fir painted a dark green that appears almost metallic. Floors in the public areas are concrete. The limited material palette also includes pigmented plaster (top left) and plywood. Wood furniture is by Roy McMakin (opposite) and glass sculptures in the study are by Nikolas Weinstein (bottom left).

Credits

*Drager Residence
Oakland, California*

Owner: Sharon Drager

Architect: Franklin D. Israel Design Associates—Frank Israel, principal-in-charge; Annie Chu, project architect; Barbara Callas, project manager; Jay Deguchi, Rick Gooding, Bill Molthen, Tom Zook, Ivan Oviedo, Jim Tsai, Danny Kaplan, Felix Ang, Michael Matteucci, Sigrid Geerlings, Sarai Grenell, project team

Engineers: Joseph Perazzelli (structural); Brian Kangas Foulk (civil);

Consultants: MB&A (mechanical); F.I.R.E. L.T.D. (lighting)

General Contractor:

Archetype—Zach Nemzer, Richard Clark, Wil Bailey



Family Matters

*31st Street House
Santa Monica, California
Koning Eizenberg Architecture,
Architects*



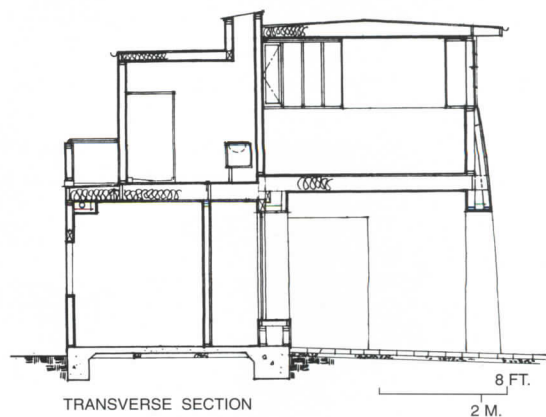
Unlike neighbors in more affluent sections of town, the clients for this project (a couple with two children) wanted changes to their 1930s Santa Monica cottage to be virtually invisible from the street (top right). For architects Hank Koning and Julie Eizenberg, known for both commercial and residential work [RECORD, Mid-April 1988, pages 90-95], the compact 40-foot by 150-foot site presented little obvious room to maneuver; nonetheless, they managed to assert their presence. Says Eizenberg of their small, yet forceful addition: "We were well behaved."

Local zoning ordinances prohibited adding more than 50 percent of the existing square footage of 1,300 unless, among other things, garage space was doubled. Koning, Eizenberg, and project architect Tim Andreas were able to reorganize an inefficient floor plan and pack in 650 square feet more, mostly in the second floor of a chunky 21-foot-high tower that does not exceed the area's height limit of 28 feet (bottom right and opposite). The tower also provides sheltered outdoor dining in the courtyard. For design clues, the architects looked to Irving Gill, whose stucco-covered cubic forms and signature strips of rectangular windows reappear here.

While a thickened chimney in the front acts as a privacy screen along the street, new windows pushed to the perimeter and around the front corners generously admit light and give the impression of a floating roof. The architects removed an interior dropped ceiling, lining the underside of the newly exposed gable with wood and reinforcing the structure with tie rods, which, when painted the same butter color as the walls, almost disappear. They smoothed out the odd volumetric ins and outs of the south wall by moving the kitchen and a cramped, formal dining room out into the open and reconfiguring leftover space into a powder room and maid's room. Unlike Gill's houses, which are characterized by compact, densely interwoven rooms, this interior now has the feel of a sprawling loft, borrowing light and space from adjacent areas. In the sitting room, oversized Douglas fir-framed sliding doors overlook a paved courtyard that is shielded from the house next door by a concrete block wall, extending the room into the garden. It's Koning and Eizenberg's blurring of the lines between inside and outside that gives new vigor to the original interior, without turning the house into a public spectacle.
Karen D. Stein



To retain a modest street-front facade, the architects did minimum renovation to the house front (top right), saving their architectural expression for a backyard master-bedroom tower, which peeks out over the main volume (bottom right). Stucco arches flare out 18-inches—a massive base for a glass-rimmed suite (opposite).

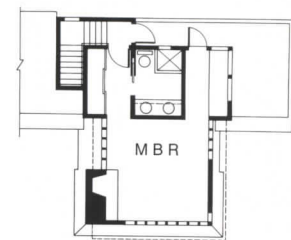





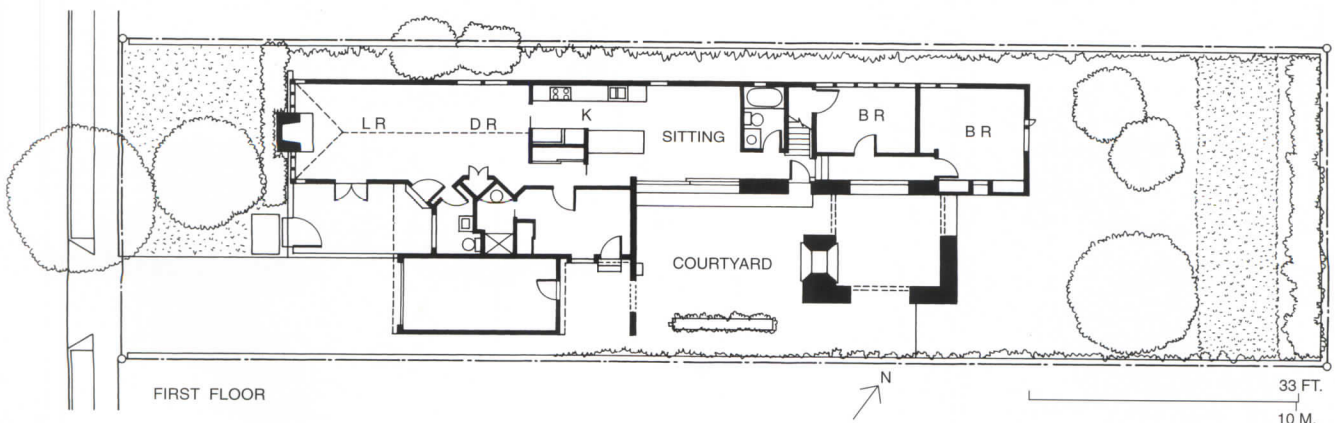
The architects opened up a warren of enclosed rooms to create a loft-like series of linked areas that borrow space and light from one another. The former kitchen and dining area were gutted and are now a powder room and maid's quarters with a separate entrance from the side courtyard (plan below). The new kitchen is a wide corridor, connecting living/dining with a sitting room. A tower covers an outdoor eating area (photos left) and houses the master bedroom. Bands of green rectangular windows are studied reminders of Irving Gill (opposite).

Credits

31st Street House
 Santa Monica, California
Owners: Joanne and Philippe Valli-Marill
Architect: Koning Eizenberg Architecture—Hank Koning, Julie Eizenberg, principals-in-charge; Tim Andreas, project architect; Brian Lane, team
Engineer: Ross Downey & Associates
General Contractor: Charles Kuipers Design



SECOND FLOOR



FIRST FLOOR



Snazzy House

A house in rural Wisconsin has the feel of a farmhouse, but no one mistakes it for a traditional dwelling.




During two decades of practicing in northern Vermont, Turner Brooks has designed a series of small buildings of special formal and spatial originality, using wood-frame construction and vernacular elements. The owners of this latest house, artists Sharon Lombard and Amos Miller, had moved from Cincinnati to rural Wisconsin, seeking a tranquil place in which to live, work, and raise their daughter. Neither wanted what Lombard calls “an ostentatious money-statement”—they wanted, instead, a house that would comfortably fit both the regional landscape of fields and hills and the local society of dairy farms and small towns.

The couple learned of Brooks’s houses in magazine articles, and liked their verve and inventiveness. Of particular interest was a loft in New York City in which they noticed one of Brooks’s toy-like “Hovering Creatures.” Though a distant cousin of that work, the Lombard/Miller house still has distinct features that relate to it, including a gutsy, exposed wood truss that helps define dining and living spaces; a splayed stair that narrows as it ascends; a double-hung window installed diagonally; and interior windows of various sizes. Also echoing the architect’s earlier work is the house’s arrangement of

space. “I like buildings that remain mysterious and ambiguous and that one must journey through, sometimes repeatedly, before beginning to comprehend them,” Brooks wrote in a recently published monograph of his work. Although only 2,400 square feet, the house contains four levels of spaces whose interrelationships reveal themselves gradually, beckoning the visitor to explore from floor to floor.

It is possible, of course, to make too much of stylistic continuity, for every good design resolves specific conditions. Here, regional tradition influenced the exterior; the board and batten cladding, its dashing red and white, refers directly to local barns built by Norwegian settlers. More subtly, the yellow of the clapboards alludes to the butter produced by the region’s dairy farms. Nestled into a hillside, and shaded by oaks, this new house has, as its owners wished, the feel of a farmhouse. No one, however, mistakes it for a traditional dwelling, and it has provoked much interest in the community, and even some flights of fancy. One visitor compared it to a whooping crane; another to a dog barking at the moon; Brooks himself likens it to a praying mantis. And, more down to earth neighbors affectionately call it “the snazzy house.” *Nancy Levinson*

*Lombard/Miller House
Westby, Wisconsin
Brooks & Carey, Architect*



© Cervin Robinson photos

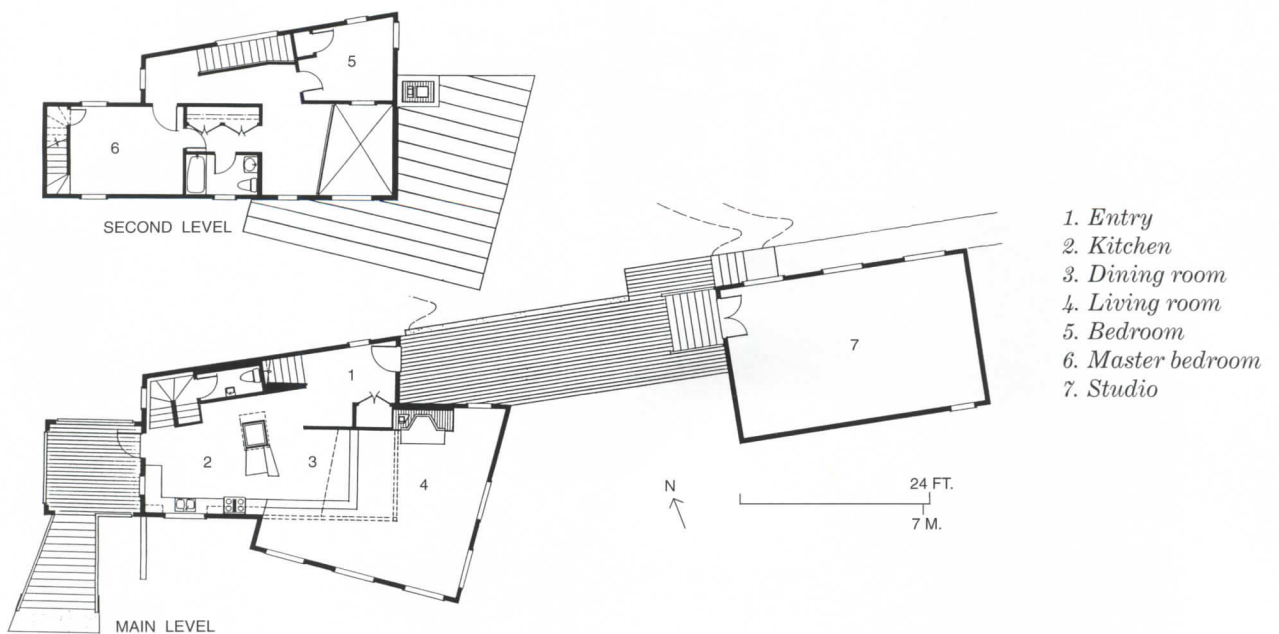


Lombard is a performance artist, and her parents, who live nearby, are puppeteers. Thus the house incorporates elements that encourage small-scale theatrical performances: a platform in the living room, which Brooks calls a “makeshift stage,” and the exterior stairs that cascade down from the kitchen porch create impromptu bleachers. Other elements with stage presence include a balcony and several interior windows. Recently, a bedroom window played a major role in a children’s party, serving as the launch point for “flying ants,” made of candy bars lowered to excited guests below. The living/dining/ kitchen

space is finished in a lively combination of materials: walls are fir plywood, painted wood wainscoting, and drywall; the floors are maple. The dining table and chairs were designed by Brooks.

Credits

Lombard/Miller House
Westby, Wisconsin
Architect: Brooks & Carey—
Turner Brooks, principal;
Dennis Willmott, Thomas
Warner, associates
Consultants: Arthur Choo
(structural); John Bates
(lighting)
General Contractor:
Daniel Arnold



Canadian Au Pair



*Barry's Bay Cottage
Ontario, Canada
Hariri & Hariri, Architect*



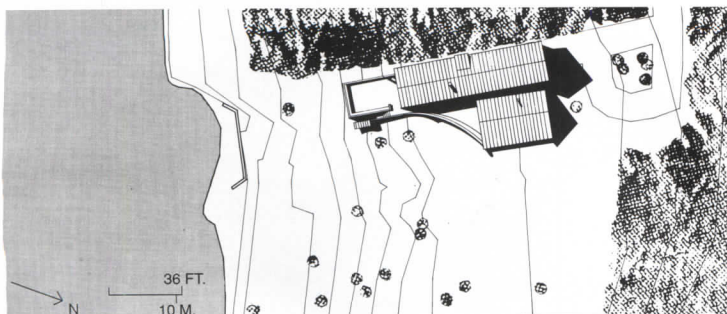
Squeezed between an existing A-frame cottage that the clients wanted to keep for sentimental reasons and a grove of tall birch trees, the 2,500-square-foot addition designed by Gisue and Mojgan Hariri is a Modernist long-house shaped by the boats, trees, and vistas found in this rustic part of Ontario near Barry's Bay. A summer home for a Virginia couple and their four grown children, it is a place where the horizontal thrust of the nearby lake and the vertical pull of the slender birches are perfectly balanced. It is also a place where the tightly spaced structures create an almost palpable sense of compression, while their shared deck spreads out toward expansive views.

As in their Gorman Residence in Connecticut [RECORD, April 1993, pages 76-83], the Hariri sisters faced the challenge of adding on to an undistinguished, pitched-roof house. Steeped in the Corbusian Modernism taught at Cornell in the 1970s, the Hariris might have been expected to emphasize the contrasts between old and new, vernacular and Modern. But in neither project did the architects take such a contrasting approach. In the Gorman Residence, they penetrated the old house with a new glass-and-steel bridge that, literally and figuratively, ties the entire composition together. In Ontario, they pushed the new structure to within three feet of the old, creating a long narrow alley that links two buildings and two design vocabularies together. "In Connecticut, we overlapped and penetrated spaces, while here we dealt with the separation of spaces and volumes," says Gisue Hariri.




Although distinct structures, the two components of the Barry's Bay project work as a single house with one kitchen, dining room, living area, and deck. Responding to questions from the local zoning board, the architects showed that a house isn't defined by one roof. By creating two components, the Hariris allowed the clients' children to entertain in the old house without disturbing their parents in the addition. At the same time, shared deck areas accommodate outdoor dining and relaxing. And the placement of two buildings so close together creates a tension that is released in dramatic fashion as the rear deck spreads out in a graceful curve to embrace both structures.

Although the addition echoes the pitched roof and wood siding of the old cottage, its clearly expressed structure and clean lines proclaim its Modernist lineage. Built on wood beams resting on concrete piers, the new structure's frame construction allowed the east facade to be punctuated with long slot windows that the architects say recall the horizontal lines on birch bark. Metal pipe railings, along with wood decking and long cedar wall planks, hint at the nautical theme inspired by the lake and the boat-storage room that occupies a large part of the house's lower level.

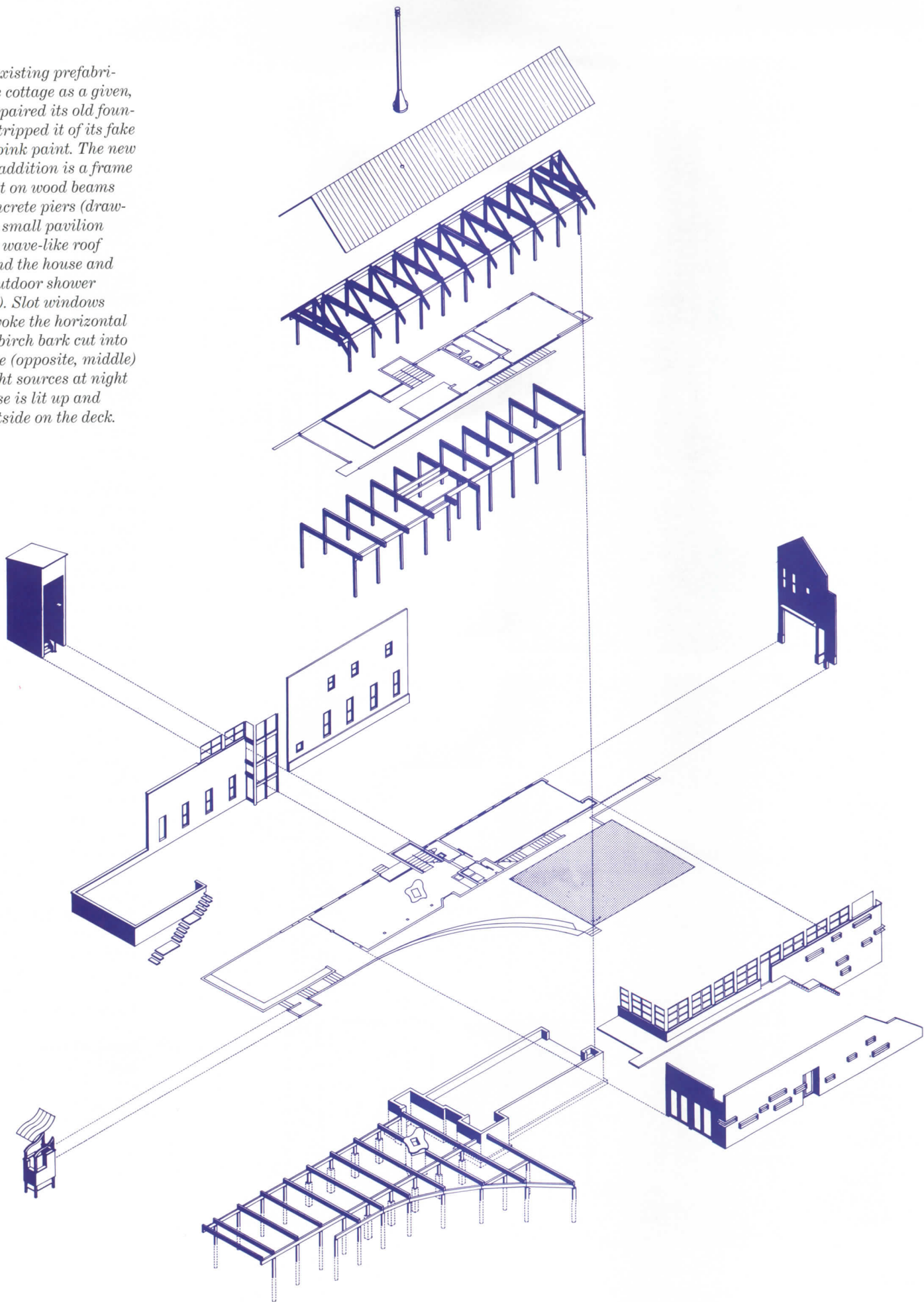
Maintaining a simple palette of materials, the interiors are flowing spaces that overlook the lake without sacrificing a sense of enclosure. Indeed, it is this balancing of opposites that is becoming a hallmark of the Hariris' work to date. *Clifford A. Pearson*

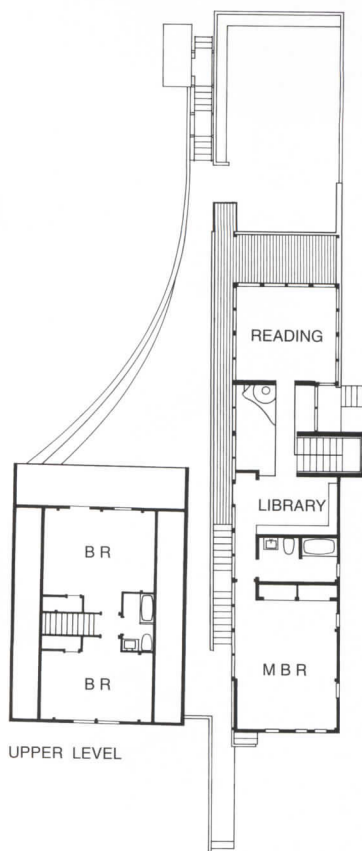


© John M. Hall photos

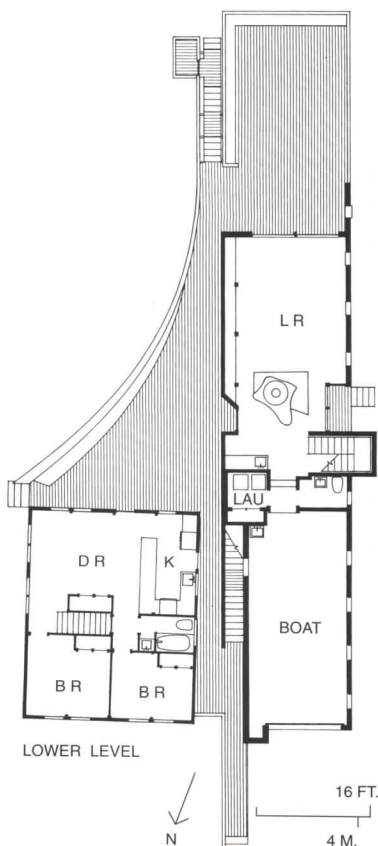


Treating the existing prefabricated A-frame cottage as a given, the Hariris repaired its old foundations and stripped it of its fake shutters and pink paint. The new 100-foot-long addition is a frame structure built on wood beams resting on concrete piers (drawings right). A small pavilion topped with a wave-like roof projects beyond the house and encloses an outdoor shower (opposite, top). Slot windows intended to evoke the horizontal markings on birch bark cut into the east facade (opposite, middle) and act as light sources at night when the house is lit up and people are outside on the deck.

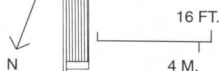




UPPER LEVEL



LOWER LEVEL



Like the house's exterior, the interiors employ a rustic palette of red-cedar walls and ceilings with white-maple floors. Corrugated metal around the stairs (bottom left) contrasts with the wood and recalls the combination of industrial and natural materials found in local farm buildings. To provide a more enclosed and private area within the long flowing living room, the architects limited glazing on the east wall to the house's idiosyncratic slot windows (top left). A freestanding fireplace acts as a sculptural element in the living room, while its stainless-steel chimney provides a vertical accent to the mostly horizontal space.

While views are carefully framed on the main level, glazing is more generous upstairs. With the roof sitting above a large band of windows, sunlight streams into the house from above. An airy reading room overlooks the living room and is connected to the master bedroom by a narrow bridge (opposite).

Credits

Barry's Bay Cottage
Ontario, Canada

Owners: Jane and Charles Baird

Architect: Hariri & Hariri—Gisue Hariri, Mojgan Hariri, principals-in-charge; Paul Baird, Graydon Yearick, Brigid Hogan, Aaron McDonald, design team

Associate Architect: M.W. Swinarski

Engineers: Robert Silman Associates (structural); Paul Walkington (geotechnical)

Consultant: P.J. Stringer (surveyor)

General Contractor: Zuracon Inc.



CALL FOR ENTRIES

RECORD INTERIORS 1995

The editors of ARCHITECTURAL RECORD announce the 26th annual RECORD INTERIORS awards program. This program is open to any registered architect; work previously published in other national design magazines is disqualified. Of particular interest are projects that incorporate innovative programs, building technologies, and use of materials. There is an entry fee of \$15 per submission; please make checks payable to ARCHITECTURAL RECORD. Submissions must also include plan(s), photographs (transparencies, slides, or prints), and a brief project description bound firmly in an 8-1/2- by 11-in. folder—and be postmarked no later than April 30, 1995. Winning entries will be featured in the 1995 RECORD INTERIORS. Other submissions will either be returned or scheduled for a future issue. If you would like your entry returned, please include a self-addressed envelope with appropriate postage.

Submissions should be mailed to:

Karen D. Stein
RECORD INTERIORS
ARCHITECTURAL RECORD
1221 Avenue of the Americas
New York, New York 10020

New Products/Tile

312. Handcrafted. Epro specializes in rustic ceramics that offer a range of tones within each specific color. Tiles come in 15 different sizes and three trims. Shown here with Heritage field tiles, new Intricates are miniature rectangular and triangle shapes for use in border mosaics or as accents. 614/882-6990. Epro, Inc., Westerville, Ohio.

313. Cut to order. This maker's custom-design team used water-jet cutting tools to translate Earl Swensson Associates' bandanna motif into 4,000 sq ft of porcelain-tile floor. Layout and installation are described as less costly than standard mosaic work. 800/221-9093. Crossville Ceramics, Crossville, Tenn.

314. Look of ages. Antiquity, a new tile line, is said to replicate the look of old, distressed stone in easy-care matte glazed ceramic tile. Edges have a "chiseled" appearance. Range comes in four neutral-toned colorways, with coordinating accent, corner, and border pre-mounted cut-tile designs. 215/393-2237. American Olean, Lansdale, Pa.


315. Southwestern flooring. Mission Series incorporates authentic saltillo textures and colorations in a minimal-maintenance glazed floor tile. Tiles come in 12- and 16-in. sizes; matching grout colors available. 800/933-TILE. Dal-Tile Corp., Dallas.



312



313



314



315

Everyone needs a good roll model.

INTRODUCING THE TECHJET™ DESIGNER 720

There's a lot to admire about our newest monochrome inkjet.

With both roll-feed and cut-sheet capability, it's the only large-format plotter that's truly built to handle the long and the short of it.


Its 720 dpi print engine offers 44% higher resolution than the competition, for more detailed lines and solid area fills. Not to mention a two-pass printing mode, for smoother shading – especially on CalComp vellum, film and plain paper.

Plus, it comes with automatic data format recognition, for hassle-free setup and compatibility. 4Mb of standard RAM, upgradable to 16Mb. And speedy throughput that delivers E-size plots in under 8 minutes, D-size in less than 4.

All at a price that makes it the clear choice for precise line drawings, area fill mapping and 3-D rendering.

For more information, just see your CalComp reseller, or call **800-445-6515, Ref. A00.**

We'll show you a plotter that sets a good example.
And delivers a tough act to follow.



TOOLS OF THE TRADE

CalComp
A Lockheed Company

List price in U.S. dollars. Floor stand and basket are optional. TechJET is a trademark of CalComp Inc. © 1995 CalComp Inc.

Circle 30 on inquiry card

PAREX

Parex - The Other Choice. Parex finishes and coatings for concrete, stucco and EIFS give your home uniformity. Not a uniform! With Parex products and services, you get solutions tailored to your needs. Our complete line of synthetic, elastomeric and synthetic siliconized finishes and non-textured coatings offer uniformity of texture, color and quality that lasts indefinitely. Parex factory controlled finishes mean weather resistance and durability for your home. Standard as well as unlimited custom colors are available through Parex Tinting Program. For a Parex specialist in your area, call 1-800-LEPAREX (537-2739).




CUSTOM HOME – NEW CONSTRUCTION – NEW MEXICO
 PAREX 3.40 SERIES ELASTOMERIC FINISHES OVER PAREX ULTRAKOTE FIBERED STUCCO



SEMI-DETACHED HOUSING – NEW CONSTRUCTION – TEXAS
 PAREX 3.20 SERIES SYNTHETIC FINISHES ON PAREX SYSTEM R, RESIDENTIAL EIFS



SINGLE FAMILY RESIDENCE - NEW – VIRGINIA
 PAREX FLEXIBLE PM EIFS: I-C GOLD®.



TRACT HOUSE – RENOVATION – KANSAS
 PAREX 3.20 SERIES SYNTHETIC SILICONIZED FINISHES OVER DISCOLORED CONVENTIONAL CEMENTITIOUS PLASTER STUCCO



100% ACRYLIC
 POLYMERS




Circle 31 on inquiry card



316. Commercial-kitchen stainless

This worktable is one of hundreds of stainless-steel products—scullery sinks, food-storage shelves, cabinets—made to meet the constant-use demands of equipment for commercial kitchens and institutions. Metal is 14-gauge type 304 stainless steel; the work surface has a rolled edge and bull-nose corners. The under-counter shelf is adjustable; optional features include drawers, casters, and power outlets. Table may be ordered in widths of 24-, 30-, or 36-in., and lengths from 24- to 144-in. Binder-format catalog offered to specifiers. 800/645-3166. Advance/Tabco, Edgewood, N.Y.



317. Stainless-steel hardware

A Chicago-based distributor imports FSB (Franz Schneider Brakel) door and window hardware from Germany for architects and hardware specifiers. The range includes eight new stainless-steel levers designed by Hans Hollein, Miguel Mila, and Hartmut Weise, available in standard satin- or mirror-polished stainless. On special order, a vacuum-deposition technique makes possible three titanium-over-steel finishes: black satin, matte-gray steel, and brass/gold stainless steel. FSB also makes hardware in anodized aluminum and polished brass. 800/621-1937. The Ironmonger, Chicago. ■

Corrections

- RECORD's coverage of the Central Administration and Junior School Building, Museum of Fine Arts in Houston [January 1995, pages 70-77], Carlos Jimenez Architecture Studio, should have designated John H. Bowley as project architect. Also, The Powell Group should have been listed as contract furniture and installation subcontractor.
- The animation of Mies van der Rohe's Farnsworth House that illustrated our story on on-line services (March 1994, page 40) was made by Columbia University architecture students Chris Fox and Peter Oberdorfer.
- Commenting on the article on single-ply roofing by Dana Holbrook, [Fundamentals, Feb. 1994, pp 38-39], Joe Luthy, marketing manager of Versico, Inc., points out that the basic polymeric structure of TPO membranes, unlike other thermoplastics cited, is inherently flexible, and does not require plasticizers or other additives to provide flexibility. In addition, TPO membranes have no chlorinated ingredients, and as such are recyclable; very solvent-resistant, TPO seams can be sealed by heat-welding only.

Conceptualize, Visualize, Realize, the Possibilities...

...with Aluma-Vault, Gordon's curved, freeformed, vaulted acoustical ceiling system. Whatever you can visualize, we can form as a partial or complete barrel vault, curved to virtually any radius you can conceive and provided to any length or width you need. Creative, Functional, Durable... Gordon Aluma-Vault.

Hartsfield International Airport-Atlanta, GA


GORDON
ARCHITECTURAL ALUMINUM SPECIALTIES

Call today for your free 70 page catalog.

Tel. (800) 747-8954 Fax (800) 877-8746

If you're involved in locating
Specialty Consultants for your firm...

YOUR JOB JUST GOT EASIER!



McGraw-Hill is proud to introduce the *Directory of Specialty Consultants*. This comprehensive directory is ideal for architects, engineers, facility managers and anyone else who employs the expertise of specialty consultants.

The directory will save you time and money by facilitating the search for hard-to-find specialty consultants.

Valuable information will be placed right at your fingertips...

- Over 2,200 specialty consultants from 40 separate disciplines.
- Expanded listings with complete firm profiles.
- Indexes cross-referencing firms according to geographic location and project type.

So what are you waiting for?

Order your copy of *The Directory of Specialty Consultants*, and you will work faster and smarter!



Order your copy of the **Directory of Specialty Consultants!**

1. Fax this order form to (801) 972-6747 **2.** Mail it to us at 1743 West Alexander Street, Salt Lake City, Utah 84119 or **3.** Call us with your order at (801) 974-2847.

Yes! I would like to order my copy of the *Directory of Specialty Consultants* at the special introductory price of just \$99 (regular price \$150).

Check Enclosed Please Bill Me Charge my MC VISA AM EXPRESS Card # _____ Exp. Date: _____

Name _____

Address _____

City _____ State _____ Zip _____

Phone _____ Fax _____ Contact Person _____

D I R E C T O R Y O F
**SPECIALTY
CONSULTANTS**

Manufacturer Sources

For your convenience in locating building materials and other products shown in this month's feature articles, RECORD has asked the architects to identify the products specified.

Pages 62-67

Spiral House

Dean/Wolf Architects

Siding: Clear-finished Western Red Cedar, Mary's River, Ore. Architectural concrete: Roger and Sons. Ash- and teak-framed windows and doors: Duratherm Window Corp. Brushed stainless-steel locksets: Omnia. EPDM roofing: Carlisle SynTec System. Lead-coated copper roof edge: fabricated by Rich Donsavage. Pavers: New York State Blue-stone; courtyard wall: granite from site, fabricated by Gary Bottino, Stone Mason. Skylights: Wasco. Exterior lighting: BEGA. Recessed downlights: Lightolier, Inc. Decorative fixtures: Akari; Artemide, Inc. Wood-floor finish: Miaco (oil-based polyurethane). Switch plates: Leviton (Decora). Paints: Benjamin Moore & Co. Carpet: Karastan. Railings: Patsy Ironworks. Low-voltage lighting: Tech Lighting. Kitchen floor: Tile Gallery, with tummeled limestone inset, Petrillo Stone.

Pages 68-69

Private Residence, Chicago

Frederick Phillips & Associates, Architect

Aluminum-framed windows, doors: Acorn Window Systems. Locksets: Schlage Lock Co. Fence: custom, fabricated by Bayers Blacksmith. Paint on metal surfaces: Galvacon. Elastomeric roofing: U.S. Intec/Brai, Inc. Garage door: custom by archi-

itects, fabricated by Kelly Woodworks. Paints: Benjamin Moore & Co. Laminate countertops: Formica. Canvas roller shades: Glover Shade.

Pages 70-73

Sarli Residence

Judith Sheine, Architect

Metal roof decking: N.A.T. Industries. Glass and wood exterior doors: Douglas fir, custom. Locksets: Schlage Lock Co. Satin finish on birch-veneer plywood: Varathane. Windows: custom, fabricated by Chris Dangermond Woodworking. Aluminum pendant: Modernica.

Pages 82-87

Drager Residence

Franklin D. Israel Design Associates, Architect

Copper shingles: Durasystems. Garage door: Amarr. Entrances, wood windows, and cedar siding: custom by architects, fabricated by Fourth Street Woodworking + Roderick Smith. Window fittings: Truth Hardware. Locksets: Schlage Lock Co.; Adams Rite Co. Integral-color stucco and plaster: Beaton Plaster. Fire box: Superior Fireplace. Hearth: Purple slate. Paints: Benjamin Moore & Co; Kelly Moore. Pin spots and recessed downlights: Capri. Drawer pulls: Hefele; Details. Chaise: Donghia. Architectural-metal railings: fabricated by Railmakers.

Pages 88-91

31st Street House

Koning Eizenberg Architecture, Architects

Paint on exterior stucco, interior paint: Dunn Edwards. Custom wood windows, sliders, and

garage doors: Charles Kuipers Design, Inc. Door knobs: Schlage Lock Co. Window shades: Advanced Floor & Window. Cementitious counter-top: Syndecrete. Tile: Buchtal. Stove: Viking.

Pages 92-95

Lombard/Miller House

Brooks & Carey, Architect

Solid-white and red stains on red-cedar board and batten siding: Cabot's (OVT). Yellow paints: Benjamin Moore & Co. Double-hung and awning windows: Marvin Windows & Doors. Doors: Broco. Finish on interior floors and paneling: Watco. Furniture: custom by architect, fabricated by Mike Burgess. Furniture stain: Mohawk. Locksets: Stanley. "Vapor proof" lights: Stonco. Kitchen sink: American-Standard. Exterior lighting: Killark.


Pages 96-101

Barry's Bay Cottage

Hariri and Hariri, Architects

Red cedar tongue-and-groove siding: MacMillan Bloedel. Weathering stain: Thompson's Water Seal. Corrugated sheet metal: VicWest Steel. Windows: Donat Flamand, Inc. French-style doors: Pella Windows & Doors. Interior doors: Premdoor, Inc. Locksets: Weiser. Paints: Pittsburgh Paints. Tile floor: Olympia Tile. Upholstery fabric: Shyam Ahuja. Stainless-steel fireplace: custom by architect, fabricated by Zuracon Inc. Structural connections: Teco. Wall-mount fixtures: Hubbell. ■

University of Southern Maine Library, JSA Inc, Architects



Since 1955
Kalwall®

**makes old buildings look new
and the difference is like
night and day!**

Kalwall is the most highly insulating, diffuse light transmitting material in the world. Seen here is a total Kalwall curtainwall system.

Other Kalwall High Tech Systems...

- Wall Panel Systems
- Window Replacements
- Standard Skylights
- Pre-engineered Skylights
- Custom Skyroofs
- Small Structures
- Large Structures


Our 40th year

PO Box 237, Manchester, NH 03105 800-258-9777

Circle 33 on inquiry card

A sure way to send an important design statement...

Cedar Valley panels in regular and Decorator shingles were specified by Nelson Miller Associates, Seattle, Washington, architect for the Lake Washington Rowing Club shellhouse on Seattle's Lake Union



Chris Eden photos

is in this cedar shingle envelope.

No exterior siding has ever ranked higher in preference year after year than Western Red Cedar. And more and more architects are returning to shingle-style in ever newer interpretations. You get



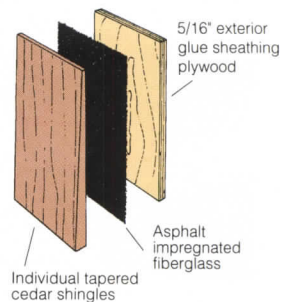
both with Cedar Valley. So, when a

striking shingle accent is what you want to achieve, Cedar Valley is the surest way to begin.




Cedar Valley uses real tapered cedar shingles, actually overlapped in a classic hand-shingled look with shadow line and true keyways. They look like real shingles because they are. The staggered panel ends provide a seamless surface and eliminate caulking with a patented interlock.

The one-piece plywood backer makes a stronger panel. The fiberglass interply provides added moisture protection and greater fire resistance. Cedar Valley panels can be applied up to four times faster than individual shingles. And the Certi-Panel Blue Label seals your envelope with an assurance of quality.




To get your free design and specification packet fast, call 800-521-9523 or fax 408-636-9035. Or write to Cedar Valley Shingle Systems, 943 San Felipe Rd., Hollister, CA 95023, or use the information card.

Product Literature/Siding




400. Prefinished clapboard

Made of a wood composite, Colorlok siding now comes in a new six-inch profile designed to replicate the look of beveled-cedar lap siding. Offered in 16-ft lengths and six factory colors—two whites, two grays, a beige, and blue—siding is said to have long-term resistance to weathering. 800/255-0785. Masonite Building Products, Chicago.




401. Wind-resistant vinyl

A colorful design guide explains how the CertiLock panel edge holds Monogram vinyl siding in place against substantial negative and positive wind-load pressures. Offered in 17 low-gloss colors in both rough-cedar and smooth-brushed surfaces, siding comes in several clapboard-profile options. 800/233-8990. CertainTeed Corp., Valley Forge, Pa.




402. Exterior-color selection

Prepared for architects and other professionals, a binder-format specification guide gives performance, test, color-option, and weathering data on all of this maker's vinyl-siding products, including clapboard-and shingle-looks. Sampling program and technical support available. 800/328-7864. Heartland Building Products, Memphis, Tenn.



403. Two-tone cedar look

Made in Canada by a Masco subsidiary, Fieldbrook vinyl siding has a random, two-tone pattern, described as the maker's best effort in capturing the traditional look of natural wood. A color brochure illustrates color options and profiles, and explains the siding's non-prorated lifetime performance guarantee. 519/853-1230. BPCO, Acton, Ont.



404. Extra-rigid, long span

A catalog explains how new Benchmark siding can minimize imperfections in a home's substrate and be installed without sagging, flexing, or kinking. Fiberglass tube-in-channel reinforcement adds stiffness without restricting thermal movement. Siding, trim, and accessories come in 12 colors. 800/521-9020. Wolverine Technologies, Livonia, Mich.



405. Pre-finished shingles


A new sidewall option, 18-in. Western red cedar shingles can be specified already factory-coated on all sides and edges with an oil-based finish. Folder illustrates color choices: gray, tan, bleach, and natural; shingles are all edge-grain heartwood. Samples offered at no charge. 800/426-8970. Shakertown, Winlock, Wash. *Continued on page 111*

For more information, circle item numbers on Reader Service Card.

Planter liners for the next millennium. And they're only three short steps away.

1. **Consider the Options.** Planter Technology crafts seamless, rigid planter liners out of rugged polystyrene or polyethylene thermoplastic. So unlike metal and flexible liners, these won't crack, corrode, or leak sometime in the future. And with Planter Technology's optional Controlled Watering System,[™] a revolutionary irrigation system is built *right into the liner*—no drainage or separate hook-ups required.
2. **Make the Call.** At 800-542-2282 you'll find people experienced in helping specifiers make decisions about planters. Just tell us your application—and odds are, Planter Technology has a proven solution.
3. **Relax.** If only all specifications were this easy!

Since 1979 **Planter Technology[™]**
Mountain View, CA
800.542.2282
Fax: 415.962.8875
Made in U.S.A.



Circle 35 on inquiry card



FRENCH INSWING CASEMENT
Purpleheart interior
Mahogany exterior
Multi-point locking hardware
3-way adjustable hinges

TILT TURN
Laminated Dark Red Meranti
Teal powder-coated extruded aluminum exterior
Tilt and turn multi-point locking hardware

HONOR THE MATERIALS

WOOD... In appropriate species and structural dimensions. **METALS...** In durable alloys of substantial thickness. **HARDWARE...** Engineered to exceed all structural specifications and crafted to meet your design requirements. **FINISHES...** In formulations suitable for any environment. **GLASS...** In compositions required to meet any structural or aesthetic specification.

For long-form specifications, full-size drawings, project assistance and quotations, please call
800.227-3957
301 Green Street, Schenectady, New York 12305

CASE
WINDOW AND DOOR

Circle 36 on inquiry card

**Their Book
Will Make Most
Existing Lighting
Obsolete.**

THE ENERGY
POLICY ACT
OF 1992



Amendment To
The Energy Policy And Conservation Act
Originally Passed In 1975.

**Our Book
Will Shed Some
Light On
Theirs.**



The Energy Act of 1992 went into effect last April. In October 1995, the next wave of the Act's new lighting regulations will become mandate.

For commercial and industrial businesses, the effects will be far-reaching. And, considering the number of pages in the law, confusing as well.


That's why General Electric is offering a free Federal Energy Legislation Guide. It identifies the most common wattage lamp types that will no longer be manufactured or imported in the U.S. It will also help you choose the most appropriate replacement lamps to meet your lighting needs.

Phone 1-800-GE LAMPS for your copy. Or contact your GE Lamp Distributor. Because these days, quality, efficient lighting isn't just a matter of aesthetics. It's the law.



GE Lighting

Product Literature/Residential


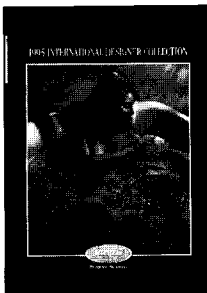


406. Fabrics for out-of-doors

A 12-page guide illustrates residential and commercial applications said to demonstrate the design impact of awnings, canopies, and outdoor-furniture cushions made of Sunbrella solution-dyed acrylic fibers. A 1995 update includes photos of over 100 solid-color and striped fabrics; swatch program offered. 910/227-6211. Glen Raven Mills, Glen Raven, N.C.

407. Stile-and-rail doors

A color brochure covers several styles of interior and exterior doors made of Douglas fir, outlining how to store, handle, finish, install, and maintain wood doors for optimum results. Lists all sidelight and other glazing options for entrance-, sash-, and French-door configurations. Bend Door Co., Division of Jeld-Wen, Inc., Bend, Ore.





408. Tubs and showers

Jacuzzi's new catalog includes full dimensions and floor-loading requirements for all models of residential whirlpools. Also covers such new units as a shower that incorporates a full-size whirlpool; an extra-deep Luxura tub; and customizable shower systems with base, wall, and plumbing modules. 800/678-6889. Jacuzzi, Inc., Walnut Creek, Calif.

409. Ceramic-tile murals

Decorative wall designs and slip-resistant floor motifs of ceramic tile are supplied either from stock or following a designer's sketch. Using proprietary tile-layout software for both geometrically regular and irregular patterns, mosaics are cut and mounted on mesh for easy installation. Fit into standard tile modules. Mosaica, Inc., Worcester, Mass.



410. Radiant-heating systems

Application-specific brochures show how different InFloor radiant systems provide constant, even heat with no baseboards or ductwork to restrict furniture placement. Products included are suitable for whole-home use, exterior snow-melt, single-room additions, and large commercial installations. 800/356-7887. Gyp-Crete Corp., Hamel, Minn.

411. Architectural millwork

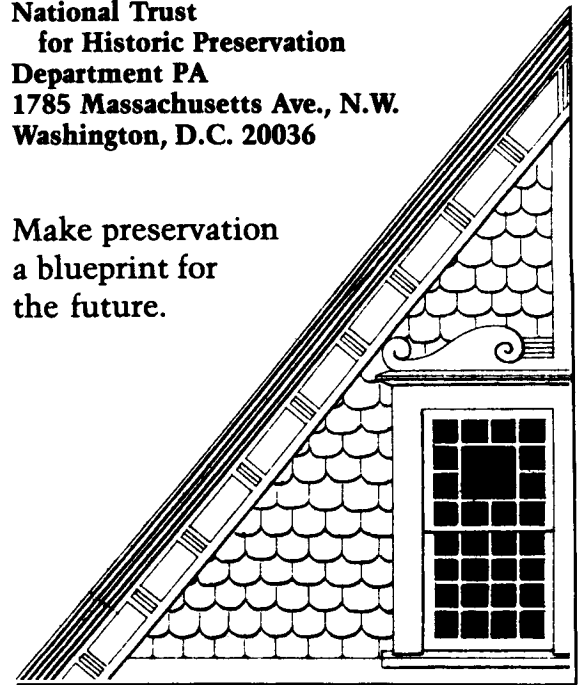
A 32-page catalog shows Details millwork, including moldings, window and door trim, brackets, and dentil blocks. Made of polyurethane in over 1,000 styles for interior and exterior use, millwork comes prefinished with a white topcoat; accepts oil or latex paint. Can be glued, sawed, or nailed like wood. 800/BUILD-GP. Georgia-Pacific Corp., Atlanta. ■

PRESERVATION PLAN ON IT

Write:

**National Trust
for Historic Preservation
Department PA
1785 Massachusetts Ave., N.W.
Washington, D.C. 20036**

**Make preservation
a blueprint for
the future.**



In constructing superior wood structures, Strong-Tie connectors have no equal!

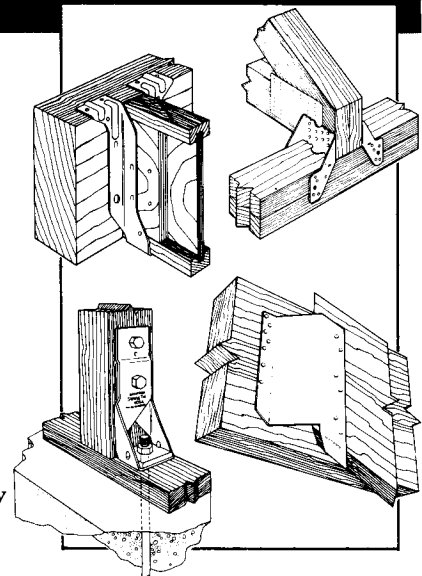
No matter what your design challenge--post and beam, wood web, or plated truss--in new construction, remodeling or renovation, we have a Strong-Tie connector to meet your needs.

Our products are manufactured of high-quality steel, engineered to perform to code or better, and reflect the excellence that comes from over 35 years of superior service to the building industry. What's more, with our exclusive computerized manufacturing program, custom specials can be produced almost as quickly as off-the-shelf products.

So when you're designing a wood frame structure, specify Simpson Strong-Tie Connectors. They'll save time and money ... and you'll know the quality has **no equal!**

FREE FULL-LINE CATALOG

Our 1995 catalog has 76 pages, with 12 new products, plus specification tables and application drawings. SWEETS 06060/SIM




SIMPSON

**Strong-Tie
CONNECTORS**

**SIMPSON STRONG-TIE®
COMPANY, INC.**


The World's "No Equal" Timber Connector Company

Brea, CA • Columbus, OH • Jacksonville, FL
McKinney, TX • San Leandro, CA • Surrey, BC
Call Toll-Free: 800-999-5099




For more information, circle item numbers on Reader Service Card.

MEET OUR TEST TEAM.




SUN



SALT



ICE



RAIN

Blistering heat. Sub-zero blizzards. Ocean Spray. Damaging U-V rays. Mother Nature can really pour it on. No matter. You'll never catch Heartland buckling under the onslaught. That's because our Super Polymer Vinyl Siding is formulated with a high-performance additive: the exclusive Weather Barrier Shield.

From corrosive salt air to dry desert sands, Heartland siding stands up to adverse

weather conditions. Day in and day out. Which makes it extremely appealing to homeowners. That's why we call it super. Our Architectural Services Department is ready to assist you, too.

And that leads us to an interesting question.

Put to the test, wouldn't

you rather spec the vinyl siding that homeowners – and builders/contractors – all over the country prefer?

Heartland

A New Generation of Building Products.

Circle 39 on inquiry card

Heartland Building Products 300 Park Place P.O. Box 880 Booneville, Mississippi 38829 1-800-HEART-01 FAX 601-728-2194

ADD A NEW DIMENSION TO YOUR PROJECTS



INCORPORATE THE LUXURY AND
PRACTICAL CONVENIENCE OF AN
"ELEVETTE" RESIDENTIAL ELEVATOR.

It's the ultimate custom feature, and a certain way to add the uniqueness and custom touch today's upscale buyers demand. "Elevette" is also the ultimate solution for people who require a wheelchair or can't use stairs.

Available in a wide variety of custom configurations and interior decor options, the "Elevette's" design allows it to fit easily into new buildings or renovations. Or, in a new project, you can plan to allow space for future installation.

For more than 70 years Inclinator has been moving people. We're ready to move your projects into a new dimension.

For free literature, contact:

INCLINATOR
COMPANY OF AMERICA

Dept. 66
PO Box 1557
Harrisburg, PA 17105-1557
Phone 717-234-8065

Circle 40 on inquiry card

Disabilities *continued from page 33*

"disproportionate" to the overall cost of the project or alteration. For projects built after the effective dates of the law, both owner and architect are responsible for violations. The architect alone is usually liable when the owner demands that the architect design a remedy for a violation, and the architect fails to do so. But the owner is liable if the architect recommends an action to correct what is later deemed a violation and the owner doesn't accept it. Savage recommends that architects document in writing all decisions regarding ADA compliance to ensure that they are not blamed if a complaint is filed. Richard Hardaway, like other architects, chafes: "I resent that I am a sitting duck for a lawsuit over a code that's not a code, but is enforced like a code."

The need for certainty

Michael Jawer, assistant vice president of the Building Owners and Managers Association, International (BOMA), faults ADA for not providing certainty in resolving accessibility conflicts. Slip resistance is an example of a requirement that is, well, slippery, as architect and building consultant Jim Sealy relates in a lengthy explanation that can be accessed in the Building Codes & Standards forum on *AIAOnline*. No product or material is "ever going to satisfy the act's original requirements that a surface be slip-resistant," he writes.

"The ADA is a complaint-based process," Beasley says. "The legal process doesn't allow for constructive dialog. If the application of [all] these design standards was played out in court it would be a mess!" Adds Mintzer, "Even people with disabilities don't always agree whether the best height for a toilet is 17 or 19 in." To demonstrate a good-faith effort, BOMA recommends that its members consult with tenants and patrons to see if their needs are being met. Other owners bring in advocates, such as Easter Seals, to make suggestions. ADA expects employers to make workplaces accessible to those who may have rare or unique disabilities, but architects don't have to become experts on every possible handicap. Physical therapists from Magee Rehabilitation Center in Philadelphia, like many facilities around the country, will offer recommendations.

Yvonne Gee, a physical therapist at Magee, asks designers to look beyond the written law to what accessibility really means. "I've seen instances where a door that was clearly wide enough for wheelchair accessibility was hung on hinges that were so stiff that someone in a wheelchair couldn't open it." ■

1-800-426-0279
 The fire-rated glazing hotline
TGP
 Technical Glass Products
One Source. Many Solutions.

Circle 41 on inquiry card

A/E/C SYSTEMS[®] '95 & EDMSM '95

for AEC • FM • GIS • EDM • CAD/CAM



The World Class Technology Event for Design and Construction

Conference June 5-8, 1995
Exhibit June 6-8, 1995
Atlanta, Georgia USA

Attend the world's largest CAD and computer show for design and construction professionals — learn how to use technology to

- produce quality projects
- on-time and within budget

A/E/C SYSTEMS '95 and EDM '95 plus the following concurrent events:

- Intellimap
- Facilities
- Virtual/Design
- M/cad Expo
- Autodesk Expo
- Bentley
MicroStation Mall
- ESRI World
- IBM Technology Center

For complete information call
1-800/342-5718
(24-hour a day fax back service)
or 203/665-0153 or fax
203/666-4782.

CALL

1-800-342-5718

TODAY!

Rinnai Blue Flame Heaters




New for 1995, Rinnai is introducing, Azure, a line of vent-free blue flame heaters. The Azure is the most cost efficient heater in a wide range of vent-free heating systems in the Rinnai family & comes with a 3 year warranty covering parts, labor, & shipping with no pro-rating. Azure features include an Oxygen Depletion Sensor (ODS), matchless lighting, dress guard & glass flame protection, 99.9% efficiency, an automatic thermostat & a designer cabinet. Models now available are 10,000 & 20,000 BTU's in natural or LP Gas & includes the heater base for floor mounting. 1662 Lukken Industrial Dr. West, LaGrange, GA 30240, (800) 621-9419.

Rinnai America

Circle 43 on Inquiry card

Molded Millwork



FYPON, Inc.[®] is the manufacturer of over 3,500 millwork products. Moldings, Door/Window Trim, Louvers, Entrance Features, Brackets, Turnings, Balustrade Systems, Polymer/Steel Columns & more. All are available in FYPON STANDARD™ (a high density polymer), FYPON E-84™ (a fire rated material) & 3 other specialty materials. Ask for the new 108 page full color catalog. Call or write FYPON, Inc., 22 W. PA Ave., Stewartstown, PA 17363. 1-800-537-5349.

FYPON, Inc.

Circle 44 on Inquiry card

Outdoor Smoking Area



- For today's smoke-free workplace
- A complete line of tables, benches and ash urns
- Durable materials deliver years of use


1-800-633-2394, ext 5262

Ultrum by GameTime, Inc.
P.O. Box 121
Fort Payne, AL 35967

GameTime, Inc.

Circle 45 on Inquiry card

Door and Wall Protection Systems




IPC - Institutional Products Corporation is a manufacturer of high impact door, corner and wall protection systems. Our catalog illustrates a product line that includes Handrails, Corner Guards, Wall Guards, Kickplates and Wallcovering. Our durable vinyl products, offered in 50 designer colors, provide an attractive way to protect interior finishes from damage.

Institutional Prods. Corp.

Circle 46 on Inquiry card

Ancor Granite Tile



Ancor produces over fifty No. American and imported granites in a full range of colors and finishes for residential, commercial and institutional use. Standard format is 12 x 12 x 3/8"; other sizes up to 18 x 18 x 1/2" available. honed finish tile is particularly suitable for high traffic commercial areas. 435 Port Royal West, Montreal, Quebec, H3L2C3, Canada. Ph# (514) 385-9366. Fax# (514) 382-3533.

Ancor Granite Tile

Circle 47 on Inquiry card

Fence Systems



This new aesthetically appealing Euro-design fence system combines see-thru good looks with strength and durability of 6-gauge galvanized steel mesh. Powder-coated in a large variety of colors to suit any design and enhance the appearance and security of any property it surrounds, this fence system is virtually unclimbable, rugged, maintenance-free and easy to install. OMEGA FENCE SYSTEMS, Laval, Quebec. 1-800-836-6342.

Omega Fence Systems

Circle 48 on Inquiry card

TOTAL DOOR[®] SYSTEMS by OPENINGS[®]




The TOTAL DOOR[®] SYSTEM is an architect-designed integrated door assembly. It includes prefinished door panels and all hardware. Fire rated pairs do not require coordinators, vertical rods, astragals, flush bolts or floor strikes. Will retrofit to any frame. Meets all codes and ADA. Wood and metal faces available to 3 hours. Lifetime limited warranty on locks and panics. OPENINGS, 40 West Howard, Pontiac, MI 48342, 1-800-852-6660.

OPENINGS.

Circle 49 on Inquiry card

Chadsworth Columns



Color brochures feature wood, fiberglass, polyester, E.P.S., stone and marble columns. Variety of sizes and styles. Round, square or octagonal with plain or fluted shafts. Loads-bearing for exterior or interior applications. Job site delivery. Largest selection anywhere. For catalog (800) 394-5177. Sales (404) 876-5410. Free brochures.

Chadsworth Columns

Circle 50 on Inquiry card

Manufacturers' Spotlight

Jacuzzi Whirlpool Bath




JACUZZI WHIRLPOOL BATH - presents The International Designer Collection of whirlpool baths, faucetry and The J-Dream™ Family of shower systems. This 50-page, full-color catalog features beautifully styled products, integrating the most innovative luxury features. For more information please call 1-800-678-6889. *Catalog free of charge.*

Jacuzzi Whirlpool Bath

Circle 51 on Inquiry card

Wood Windows and Doors




For 75 years, Zeluck has served both architects and custom builders with architectural wood windows and doors unparalleled for flexibility, quality and service. Zeluck offers a wide selection of glass and hardware, and timber from responsibly managed forests. Our triple hungs, European casements, tilt & turns, copper clad, bent units, bi-folding doors, lift-sliding doors and French doors are but a portion of our product line. Whether a custom home, hotel, institution or historical project, we can make your fantasy a reality. For a free catalog, call 800-233-0101 Or 718-251-8060.

Zeluck Architectural Windows & Doors

Circle 52 on Inquiry card

Decorative Grilles



Unusual visual effects emerge when our grilles are designed for area effects. Versatility is the theme. R&G offers architects and interior designers many ways to express the changing forms of metal with the integrity of R&G's architectural grilles. Custom or standard finishes are available plus any grille can be made in matching color to blend with your decor. 202 Norman Ave., Bklyn. NY 11222. 800-521-4895. Fax: 718-349-2611.

Register & Grille Mfg., Co.

Circle 53 on Inquiry card

Cabinet Hardware/ Bath Accessories




Green Street Details offers a complete line of contemporary and transitional cabinet hardware and bath accessories. Components are precision machined, hand finished, and assembled at their own manufacturing facility in Portland, Oregon insuring complete quality control and on time delivery. Custom projects, finishes, and colors are welcome. Call (800) 275-7855 for more information or a free catalogue.

Green Street Details

Circle 54 on Inquiry card

Grilles



Atlas Door Corporation, the leader in commercial and industrial doors, offers rolling grilles in a comprehensive array of materials, sizes, and patterns. These grilles are ideal for use in shopping centers, schools, garages, and banks, and offer optional features that enhance security, safety, and cosmetic appeal. Call (800) 959-9559.

Atlas Door Corp.

Circle 55 on Inquiry card

Stone Panels




Ultra-Lite natural granites, marbles, limestones & slates. Offering natural stones with 80% less weight. Reinforced for high impact & flexural strength. Especially well suited for renovation & re-clad. Saves on back-up framing & structure requirements. Reduce installing labor costs. Used on building exteriors throughout the world. Also elevator cab & lobby cladding, ceilings & locations requiring real stone but less weight.

Stone Panels, Inc.

Circle 56 on Inquiry card

Elasti-Plus Resilience

The Key for Barrett Center Activities



Serving the many different sports & recreational needs of elementary students is the goal of the Charles Barrett Recreational Center in Alexandria, VA. Center Director for the Northern Virginia facility, Mac Slover, noted, "the advantage of Elasti-Plus for our facility is its good resilience & subsequent reduction of stress on elementary children, teens & adults who use our facility for a wide variety of activities." Slover continued, "the synthetic system's flexibility also allows us to better manage full utilization of the facility for all types of activities ranging from volleyball & basketball to shuffleboard, four square & Italian hop scotch. I am convinced that this type of surface is best for our type of facility & ultimate users. I highly recommend Elasti-Plus," he concluded. For more information on the Elasti-Plus system, call 800-833-7144 today.

Connor • AGA

Circle 57 on Inquiry card

Pave with Grasspave²



Grasspave² invisible porous pavers are made entirely from recycled plastics, saving truckload volumes of plastic articles from landfills, and creating sparkling green and real grass-covered spaces where asphalt once reigned - in firelanes, overflow and event parking lots, and residential drives and parking.

Invisible Structures, Inc.

Circle 58 on Inquiry card

Antique Plank Flooring from recycled barnwood




Our planks are naturally Distressed by Mother Nature, Aged by Father Time™ and can be used for flooring, panelling or mill-work. From old barnwood emerges a precision-milled plank that retains the patina and character imparted by decades of wind, rain and sun, and the signs of old-time craftsman. Free brochure.

Aged Woods®

Circle 59 on Inquiry card

EGIS™




Aegis ornamental fence systems feature strong Forerunner™ rails, internal retaining rods, & specially designed panel brackets. Aegis II industrial ornamental fence offers the strongest security ornamental fence available in today's market. Aegis holds the distinction of having its fence systems specified by more architects & builders than any other in the market. Both industrial & residential brochures are available upon request & include data on structure, design, & options available. Panel design is a component system for easy shipping. For additional information & a free 8-page brochure, call (800) 321-8724. P.O. Box 581000, Tulsa, OK 74158-1000. Fax# (918) 835-0899

AMERISTAR®

Circle 60 on Inquiry card

The Discrete Access & Egress Solution




Security requirements, space constraints and aesthetic considerations are a few of the problem-solving applications for the JOMY Safety Ladder. The ladder's discrete appearance makes it an ideal solution for access and egress requirements. The ladder looks like a drainpipe when closed, but opens to a heavy-duty ladder with slip-resistant rungs and a safety rail. Jomy Safety Ladder Co., 1728 18th St., Ste. 201, Boulder, CO 80302. Phone 800-255-2591.

Jomy Safety Ladder

Circle 61 on Inquiry card

Concrete Waterproofing by Crystallization




Applied as a slurry coating, Xypex is a chemical treatment that waterproofs by penetrating the concrete with a crystalline formation that 'plugs' the pores of the structure preventing water seepage. Xypex is ideal for use on the 'inside' of wet underground structures.

Xypex Chemical Co.

Circle 62 on Inquiry card

Applied Design by Stuart Dean




When a new architectural design technique is impressive enough to be used by firms like Pei, Cobb, Freed & Partners and Frank Williams and Associates, at only half the price of etching, it catches everyone's attention. Stuart-Dean's Applied Design is a versatile method for decorating and refinishing elevator doors, metal, wood or glass. It can often be applied on site, overnight. You can choose stock patterns or custom artwork. 1-800-322-3180.

Stuart Dean

Circle 63 on Inquiry card

Trespa® Toplab® Lab Panel




Trespa® Toplab® grade resists strong acids, e.g. 96% Sulfuric, and other chemicals. Toplab is durable, easy-to-clean, and available in colors. It will not rot, rust, delaminate, or support bacteria. Toplab is available in sizes up to 1" thick and 12' in length; it remains flat for excellent butt joints and is 25% lighter than epoxy. 1-800-4-TRESPA.

Hoechst Celanese Corp.

Circle 64 on Inquiry card

Bicycle Lockers




CycLockers are all-steel modular bicycle storage cabinets that accommodate two bicycles per unit. Modules can be used individually or in linked groups sharing common walls. Choose from over 170 coating colors, two-toned color schemes, or stainless steel versions. For new brochure call 1-800/547-1940; request extension 530. Columbia Cascade Co. Portland, Oregon.

Columbia Cascade

Circle 65 on Inquiry card

Natural Design Collection



When selecting natural building materials for the home or commercial building, choose carpets woven with nature's resilient fibers. Sisal, coir, reed, jute, and wool are woven on power looms into traditional textures and patterns. With the proper care, these floor coverings will retain for years the characteristics of their natural origins. Design Materials, Inc., 241 S. 55th St., Kansas City, KS 66106, 800-654-6451

Design Materials, Inc.

Circle 66 on Inquiry card

Manufacturers' Spotlight

REASONS Stacking System for Improved Office Spaces




REASONS from Transwall Corp., a manufacturer of movable office partitions & systems furniture, is a new stacking system designed to provide improved office space facilities with maximum flexibility & a minimum of parts inventory. It offers quick off-module changes for work surfaces & overhead storage, which can easily be rearranged on horizontal rails without structural panel changes. Total wire management is provided in the 4" thick panels, as well as an unlimited choice of aesthetic color selections.

Transwall Corp.

Circle 67 on Inquiry card

Conwed Respond Ultimate I Panel



Conwed Respond Ultimate I is an acoustical wall and ceiling panel designed for use in areas requiring abuse resistance and acoustical absorption. It utilizes a glass fiber core faced with an acoustically transparent open perforated rigid vinyl sheet and wrapped with fabric or vinyl. Ideal for use in: gymnasiums, theatres, and multi-purpose rooms. Conwed, 1205 Worden Ave. E., Ladysmith, WI 54848, 800-932-2383, Fax: 800-833-4798.

Conwed

Circle 68 on Inquiry card

SENERGY CAD-NET SOFTWARE




Architects can cut hours to minutes when designing exterior walls with SENERGY's CAD-NET, a new AutoCAD-compatible (V.11 and higher) specification & detail drawing program for Exterior Insulation & Finish Systems (EIFS). The CAD-NET program provides specifications & details for SENERGY's Senerflex, Senerthik & QRsystem. CAD-NET is available on either 3-1/2" or 5-1/4" diskettes. **For more information: SENERGY 1-800-221-WALL. Leaders in EIFS.**

SENERGY

Circle 69 on Inquiry card

Anchoring bolts easier with EPOXY-TIE™




Low-cost epoxy system for retrofits in concrete or masonry provides stronger anchoring than can be achieved with mechanical anchors. Epoxy-Tie™ bonds with surrounding concrete; anchor is less prone to side-burst during close-interval installation. Higher resistance to moisture and vibration than mechanical anchors. Full information in brochure **F-ET**.

Simpson Strong-Tie® Co., Inc.

Circle 70 on Inquiry card

Hoover Treated Wood Products




New video from the U.S.'s largest producer of fire retardant treated wood shows how treated wood is produced and tested, and describes Hoover's complete line of treated wood products including **PYRO-GUARD** interior type fire retardant treated lumber and plywood, **EXTERIOR FIRE-X** exterior type fire retardant treated lumber and plywood, and **CCA KDAT** preservative treated lumber and plywood that's kiln dried after treatment.

Hoover Treated Wood Products, Inc.

Circle 71 on Inquiry card

IBP Glass Block Grid System™



The Innovative Building Products (IBP) Glass Block Grid System™ combines a strong, lightweight aluminum frame with glass block and weatherproof sealant, to provide cost-effective glass block installation without mortar. Applications of the IBP Grid System are limited only by the imagination. Over thirty thousand successful installations worldwide include doors, store fronts, curtain walls, mosaics, shower enclosures, retail displays, signage, furniture, sun spaces and floor.

Acme Brick Co.

Circle 72 on Inquiry card

Architectural Woodcarvings



Comprehensive selection of Architectural elements carved in solid woods. Color Product Catalog shows complete line of capitals, corbels, moldings, onlays, panels, mantel fascias and bases available in Maple and Oak. Design Portfolio illustrates applications. Catalog set-\$20 (refundable with order). Visa and MC welcome. Complimentary brochures. Manufacturing and Showroom: 16506 Avalon Blvd., Carson, CA 90746. Ph. (310) 532-1400, Fax (310) 532-2042.

Raymond Enkeboll Designs

Circle 73 on Inquiry card

Accessible Lavatory Insulation



A full color catalog will explain the different Handy-Shield safety covers offered for the new or retrofit projects that need to comply with the American Disabilities Act. The specific use, sample specifications, drawings and color choice are all summarized in this easy to understand catalog.

Plumberex

Circle 74 on Inquiry card

New Fireplace Tested as a Wall Furnace




Heat-N-Glo Fireplace Products has taken its direct-vent technology and incorporated it into a new high performance fireplace. Model 6000 Supreme is a high efficiency fireplace (thermal efficiency up to 74%) and has a AFUE (Annual Fuel Utilization Efficiency) rating of 63%. Also, the 6000 Supreme is standard with a variable regulator to adjust the flame and BTU input with the turn of a dial. Heat-N-Glo, 6665 West Hwy 13, Savage, MN 55378, 1-800-669-HEAT.

Heat-N-Glo

Circle 75 on Inquiry card

Prefabricated Glass Block Panels




Circle Redmont offers standard and custom, Prefabricated Glass Block Panels for installation as windows, walls, skylights, skybridges, floors, stairs, side-walks and complete structures. Structurally engineered, preglazed and fully waterproof, they are constructed of reinforced monolithic grids in aluminum using hollow glass block, steel, cast iron or concrete using solid glass pavers.

Circle Redmont, Inc.

Circle 76 on Inquiry card

Garaventa Hillside Elevator



Make your client's beautiful hillside terrain accessible with the Garaventa Hillside Elevator. Ideal for both residential and commercial applications, the Hillside Elevator is custom-designed to meet your client's needs for value, size or comfort. Starting at \$35,000, the Garaventa Hillside Elevator is a valued addition to your client's lifestyle. For more information, call 800-663-6556 or 604-594-0422.

Garaventa (Canada) Ltd.

Circle 77 on Inquiry card

Interior Systems LaCrosse




Arkid tecture Funsclapes is the newest addition to **Interiors Systems' Signature Series**. The **Arkid tecture** collection uses a unique computerized cutting system to produce standard and custom acoustical ceiling tile designs for schools, children's clinics, hospitals, daycare centers, retail stores. Use single or multiple panels with any design, logo, or color. Call 1-800-782-0070.

Interior Systems

Circle 78 on Inquiry card

Sheet Metal Decoration




INTRODUCING THE NEW ALPHA COLLECTION FOR 1995. With 24 patterns to choose from, ranging from the most basic vandal resistant **TEXTURES**, to innovative **STANDARDS** and our new **ULTRA Series** (photo). Patterns come in standard sheet sizes with border-to-border decorations, using distinctive finishes on a variety of metal surfaces for elevator doors and interiors, wall panels, column covers and trim. Starting at less than \$10 per sq. ft. for Textures, the average price for stainless steel Standards is \$12 to \$15 per sq. ft.. Call 800-537-1127.

Surface Design + Technology

Circle 83 on Inquiry card

Back Issues of Record Lighting




Add to your files by ordering back issues of **RECORD LIGHTING**, the exciting color supplement to *Architectural Record*. The price per issue is only \$3.50 each (includes postage and handling). Send check or money order to *Architectural Record*, 1221 Ave. of the Americas, New York, NY 10020. Attn: Back Issues.

Record Lighting

Circle 84 on Inquiry card

Ceramic Tile Catalog



We provide tile to enhance any environment - both commercial and residential. From exceptional floor tile and graceful mosaics to glistening marble and natural granite. Whatever your design, Interceramic tile will add that distinctive touch of beauty. Call today for a free brochure: 1-800-496-TILE. The Best The World Has To Offer.

Interceramic USA

Circle 85 on Inquiry card

Sand Etched Curved Glass Lighting



G-8 Collection of pendant and ceiling fixtures explores light through graceful bell shaped etched glass. Sizes to 36" diameters, with choice of stems. Finishes in brass, chrome and bronze. Equipped for incandescent or fluorescent lamping. Matching wall sconces and table lamps complete the group. Model shown: G-8036-H with 5 stems. Call or write, catalog available: TSAO+CLS, 31 Grove St., New Canaan, CT 06840. 203-966-9550 or FAX 203-966-2335.

TSAO+CLS

Circle 86 on Inquiry card



Gas 60" W. Ranges




Gas 48" W. Ranges



Gas 36" W. Ranges



Gas 30" W. Ranges



Gas 36" W. Ovens



Electric and Gas 27" W. Ovens



Gas 48" W. Rangetops



Gas 36" W. Rangetops



Gas 30" W. Rangetops



Electric 30" W. Warming Drawers



Ventilation Hoods



Rear Downdrafts



Dishwashers



Trash Compactors



Heavy-Duty Disposers

VIKING INTRODUCES ITS WIDEST RANGE EVER.

Fifteen product categories. With a wide selection of accessories. For one discerning customer. The one who settles on Viking, and refuses to settle for anything less. Why not show them the full line of Viking products, readily available in nine designer finishes with optional brass trim. Because once they've decided on Viking, they'll probably want the whole range.



Professional Performance for the Home

Viking Range Corporation Department 121 111 Front Street Greenwood, Mississippi (MS) 38930 USA (601) 455-1200 Extension 81

Classified Advertising

To Advertise Call Cherie Jolley 801-974-2843 or Fax 801-972-9409

POSITIONS VACANT

Architectural Designer: Provide professional services under the supervision of a licensed architect in the research, design, construction & alteration of commercial, federal, public school & hospital facilities. Prepare designs, presentations, specifications, material selections, cost estimates & building layouts for projects. Integrate engineering elements into unified design. Generate construction documents using the in-house CADD systems. Must have bkgd. in Computer Aided Design (CADD) systems. Bachelor of Architecture Degree & 1 yr. prior exp. in job or as Architect Intern req'd. 40 hrs/wk, \$33,000/yr. Jobsite/Interv. in Jackson, MS. Reference Job # MS2710849. Apply Mississippi State Employment Service, P.O. Box 13348, 5959 I-55 N. Frontage Road, Jackson, MS 39236-3348.

Autoclaved Aerated Concentrate engineer In Seattle, responsible to research feasibility of local manufacture & construction applications of autoclaved aerated concrete (AAC). Administer the importation & local construction applications of AAC. Requires bachelor's degree in civil engineering. Requires four yrs. in the job offered or four yrs. exp. as civil engineer utilizing AAC in construction applications. Exp. must include regularly performing project supervision of construction process utilizing AAC. Fluency in English. Pays \$18.50/hr, \$27.75 OT, averages 40 hrs/week, 5 hrs.OT, 8am-4:30pm. Send resumes by May 13, 1995 to Employment Security Dept., E&T Div., JOB#476264, PO Box 9046, Olympia, WA 98507-9046.

OFFICIAL PROPOSALS

Services to institute a purchasing system for construction and maintenance work on school buildings. The Board of Education of the City of New York, Division of School Facilities, intends to issue on Request for Proposals starting March 24, 1995 for the provider of a system to facilitate the purchase of maintenance and new construction services for Board of Education buildings. A pre-proposal meeting will be held at 2:00 P.M., on April 7, 1995 in the Office of the Deputy Director of Program Management, ninth floor, at the Division of School Facilities, 28-11 Queens Plaza North, Long Island City, New York. Copies of R.F.P. invitation can be obtained at the Division of School Facilities, 28-11 Queens Plaza North, Long Island City, New York, Room 606, between the hours of 9:00 A.M. and 5:00 P.M., Monday through Friday. Proposals will be received at the Division of School Facilities, 28-11 Queens Plaza North, Long Island City, New York, 11101, Room 606, until close of business, 5:00 P.M. on April 21, 1995.

BUSINESS OPPORTUNITIES

Residential design firm for sale. Austin, Texas 12 years in business with established clientele and extensive plan inventory. A great business opportunity in one of America's strongest markets. Mail inquiries to P.O. Box 1991, Austin, Texas 78716.

EDUCATIONAL SERVICES

Call For Manuscripts - Professional Publications, Inc., a leading architecture and interior design publisher seeks manuscripts and book proposals aimed at practicing professionals or for exam review. Please write to Mary Fiala, PPI, 1250 Fifth Ave, Belmont, CA 94002; call 800-426-1178, ext. 14; or send e-mail to mfiala@crl.com.


USED EQUIPMENT

PREFABRICATED BRIDGES

CUSTOM ENGINEERED FOR SPECIFIC APPLICATIONS INCLUDING:

- VEHICULAR
- PEDESTRIAN
- UTILITY SUPPORT
- OVERPASS

CALL TOLL FREE
800-328-2047



CONTINENTAL BRIDGE

8301 State Hwy 29 North • Alexandria, MN 56308
Ph: (612) 852-7500 • Fax: (612) 852-7067

NATIONWIDE DELIVERY

SPECIAL SERVICES

The ARCHITECTURAL INDEX for 1994 is now available.

- It is an invaluable tool for research into your files of architectural magazines.
- You can search for Building Type, Location of Building, Architect or Designer as well as specific subjects.
- The ARCHITECTURAL INDEX is designed for your use by an architect...since 1951!

Magazines included are: **Architectural Record**, **Progressive Architecture**, **Architecture**, **Landscape Architecture**, **Interiors**, **Interior Design**, **Builder** +.

The current issue for 1994 is \$25.00. Call or Write:
The ARCHITECTURAL INDEX
PO Box 1168, Boulder, CO 80306
303 449 7031 or fax 303 449 3748

Circle 79 on Inquiry Card




COMPLETE PREPARATION FOR THE REGISTRATION EXAMS

Architectural License Seminars (310) 208-7112
924 Westwood Blvd., #840 Los Angeles CA 90024

TO REPLY TO BOX NUMBERED ADS:

Address separate envelopes (smaller than 11" x 5") for each reply to:
Key number from ad
Architectural Record
Post Office Box 900;
NY NY 10108



Have Lunch With Southern Pine

Lunchtime learning is the new rage at more and more architect and engineering offices, where the staff enjoys a free deli or brown bag repast while listening to a lively briefing on the innovative uses of Southern Pine lumber.

It's the closest thing to a free lunch that you'll find anywhere.

On the menu for the 45-minute briefing are new design values for dimension lumber, engineered wood systems, lumber seasoning and grading, pressure-treated wood, code conformance, timber supply and environmental stewardship, and case studies of residential and commercial construction using Southern Pine.

For dessert: a sprightly question and answer session.

Architects and engineers like the fact that the presentation is a technical, *how-to* session on a basic building material, rather than a promotional pitch.

If you'd like to have lunch with Southern Pine, or see a sampling of those who already dined, just contact the Southern Pine Council.



504/443-4464 • FAX 504/443-6612
P.O. Box 641700 • Kenner, LA 70064

The Renewable Building Material

Circle 80 on inquiry card

Advertising Index

For detailed data, prefiled catalogs of the manufacturers listed below are available in your 1995 Sweet's Catalog File as follows:

Bold Face - page number
Italics - Reader Service number

A

A/E/C Systems '95, **114** ; 42
(800) 451-1196
Andersen Commercial Group, **22-23** ;
14, 15 [G-H]
Armstrong World Industries, Inc.,
Cov.II-1 ; 1 [G-E]
(800) 448-1405
Artifice, Inc., **44** ; 19
(800) 203-8324

B

Baudisson Concept Window Corp.,
44 ; 18
(617) 569-2927
Bonnevill Power Administration,
16Wa,16Wd ; 7, 10

C

CalComp, **103** ; 30
(800) 932-1212
California Redwood Association,
24 ; 16
(415) 382-0662
Case Window and Door, Inc., **109** ; 36
(800) 227-3957
Ceco Building Systems, **5** ; 3 [G]
(800) 474-CECO
Cedar Valley Shingle Systems,
108 ; 34
(800) 521-9523
CertainTeed, Celadon Ceramic Slate,
Cov.III ; 81 [G-E-H]
(800) 699-9988
CPI International, **45** ; 21
(800) 759-6985

D

Directory of Specialty Consultants,
106
(801) 974-2847

E

EFCO/RotoSwing Division,
53 ; 26 [G]
(800) 221-4169
Ellison Bronze, Div. of Dowcraft
Corp., **54** ; 27 [G]
(716) 665-6522

F

Follansbee Steel, **16** ; 6 [G]
(800) 624-6906

G

GE Lighting, **110** ; 37 [G-E]
(800) GE-LAMPS
Georgia-Pacific Corp., **57 to 59** ; 28
[G-I-H]
(800) BUILD GP
Gordon, Inc., **105** ; 32 [G]
(800) 747-8954

H

Heartland Building Prods., **112** ; 39
[G-H]
(800) HEART-01
Hewlett-Packard Co./Designjet,
20 ; 13
(800) 851-1170
Hewlett-Packard Co./Laserjet, **6**
(800) LASERJET

I

IBM, **52** ; 25
(800) IBM-4FAX
Inclinor Co. of America, **113** ; 40 [G]
(717) 234-8065
International Conference of Building
Officials (ICBO), **16Wc** ; 9
(310) 692-4226

K

Kalwall, **107** ; 33 [G]
(800) 258-9777

L

Laticrete International, Inc.,
60 ; 29 [G]
(800) 243-4788
Leviton Mfg. Co., **10** ; 5
(800) 824-3005
Litecontrol, **55** ; 20
(800) 852-3455
Louisiana-Pacific, **50-51** [G-I-H]
(800) 299-0028

M

Mannington Commercial, **18** ; 12 [G]
(800) 241-2262
Manufacturers' Spotlight, **115 to 119**
McGraw-Hill Publications OnLine, **17**
(609) 426-5523

(G) General Building & Renovation
(E) Engineering & Retrofit
(I) Industrial Construction &
Renovation
(H) Homebuilding & Remodeling
(C) Contract Interiors
(L) Light Source

N

NCARB, A.R.E. Handbooks, **120**

P

Parex, Inc., **104** ; 31 [G-I-H]
(800) LePAREX
Planter Technology, **109** ; 35 [G]
(800) 542-2282

R

Range Rover, **56**

S

Simpson Strong Tie Co., Inc., **111** ; 38
[G-H]
(800) 999-5099
Southern Pine Council, **121** : 80
(504) 443-4464
Summitville Tiles, Inc., **8** ; 4 [G]
Sweet's Group, McGraw-Hill, Inc.,
46-47 ; 22
(800) 992-0535

T

Technical Glass Products, **113** ; 41
(800) 426-0279
Tischler und Sohn, **17E** ; 11
(800) 282-9911
Tomen Building Components, Inc.,
16Wb ; 8 [G]
(909) 428-1600

U

USG Interiors, Inc., **Cov.IV** ; 82
[G-H-C]
(800) 950-3859

V

Visa Lighting Corp., **43** ; 17
(800) 788-VISA

W

Western Wood Products Assn., **44**
Willamette Industries, Inc., **2-3** ; 2
(503) 744-4655
Won-Door Corp., **48** ; 23 [G]
(800) 453-8494

Z

Zumtobel Lighting, **49** ; 24
(201) 340-8900

Sales Offices

Main Office

Mc Graw-Hill, Inc.
1221 Avenue of the Americas
New York, NY 10020

Publisher
Howard M. Mager (212) 512-2500
Fax: (212) 512-2007

Administrative Assistant
Susan M. Baldwin (212) 512-2037

Director of Business and Production
Joseph R. Wunk (212) 512-2793
Fax: (212) 512-4256

Assistant Promotion Manager
Sheryl Berger (212) 512-2234

Classified Advertising
Cherie Jolley (801) 974-2843

District Offices

Atlanta
4170 Ashford-Dunwoody Road
Atlanta, GA 30319
Ollie Bieniemy (404) 843-4781
Fax: (404) 252-4256

Chicago / Dallas / Houston
2 Prudential Plaza
180 North Stetson Avenue
Chicago, IL 60601
Ollie Bieniemy
(312) 616-3338
Fax: (312) 616-3323

Philadelphia / Pittsburgh / Cleveland
1700 Market Street
Suite 1520
Philadelphia, PA 19103
Tom Esposito (215) 496-3834
Fax: (215) 496-3828

Los Angeles / San Diego
7801 Mission Center Court, Suite 216
San Diego, CA 92108
Ty Kramer (619) 291-8114-5
Fax: (619) 291-8654

New York
1221 Avenue of the Americas
New York, NY 10020
Laura Viscusi (212) 512-3603
Fax: (212) 512-4256

San Francisco / Seattle
Media Sales Associates
9017 Peacock Hill
Gig Harbor, WA 98332
William Hague (206) 858-7575
Fax: (206) 858-7576

Canada
Frank A. Spangenberg (905) 898-3911
Fax: (905) 853-9394

Donald R. Wall (416) 967-4314

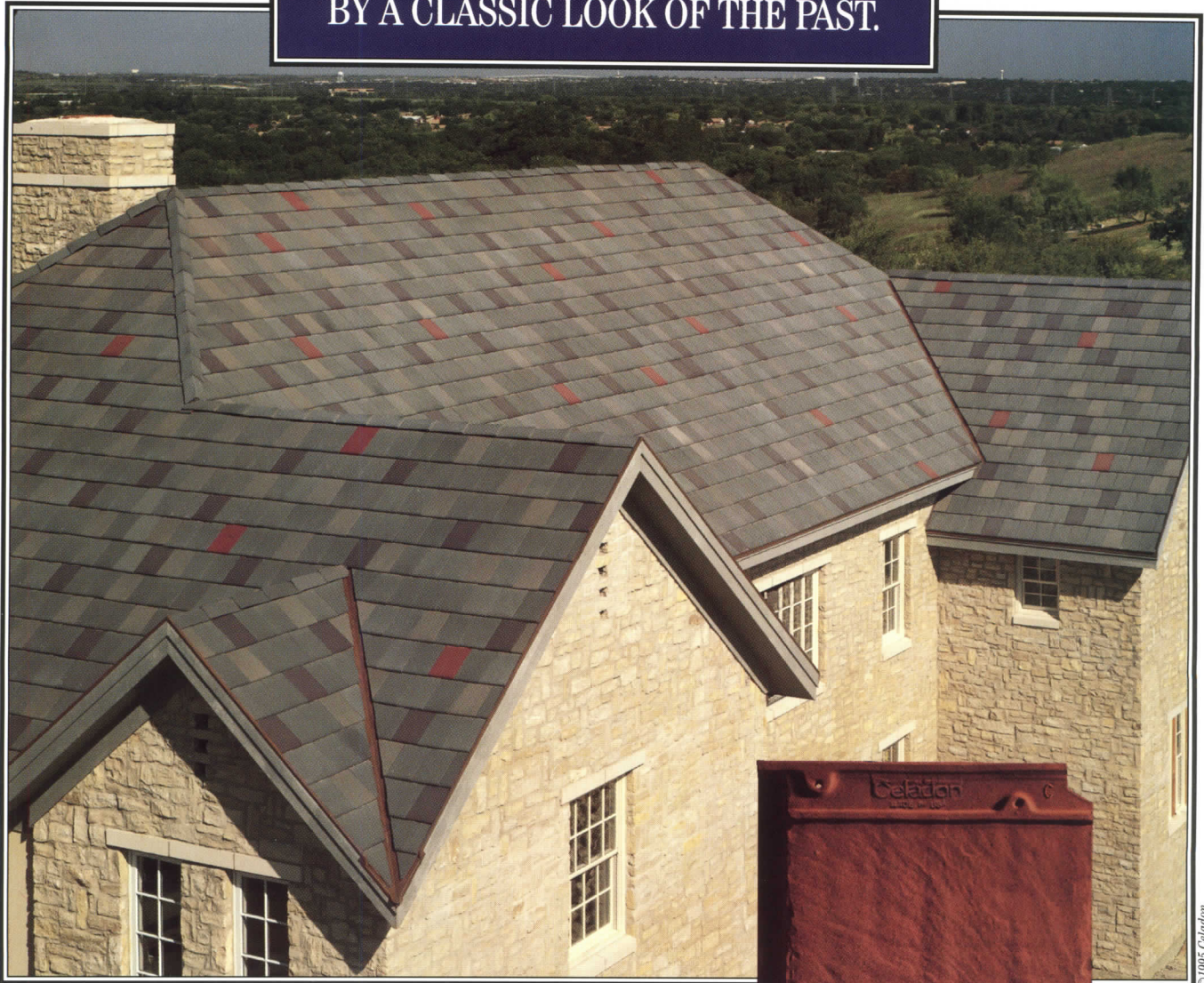
The Marketplace / Manufacturers' Spotlight

Gabrielle Boguslawski
Ally Klarin
1221 Avenue of the Americas
New York, NY 10020
1-800-544-7929
Fax: (212) 512-2074

Postcard Service

Matt McLiverty
(212) 512-2422
Fax: (212) 512-2074

A LASTING IMPRESSION INSPIRED
BY A CLASSIC LOOK OF THE PAST.



©1995 Celadon

You're looking at a revolutionary way to create timeless beauty. Celadon™ Ceramic Slate™ - combining the beauty of natural slate with the strength and durability of ceramic tile. A product with the appearance and texture of natural slate - at a fraction of the weight, and cost.

Celadon Ceramic Slate is impervious to the effects of freeze-thaw cycles, fire, moisture and efflorescence. Its color is permanently fired in to never flake or fade. It's backed with an extraordinary 60-year limited, transferable warranty including First Fifteen™ Protection*. And you can choose from five rich slate colors—all designed to be used alone or in classic combinations.

If, in the past, you've been reluctant to specify slate because natural was too expensive and synthetic too inferior, Ceramic Slate is a product to meet your needs. For more information on Celadon Ceramic Slate, please call **1-800-699-9988**.

Celadon™
C E R A M I C S L A T E ™

*Guarantees 100% of the replacement cost for labor and materials, including roof tear-off and disposal costs, in the event that a manufacturing defect should occur during the first 15 years following installation (see warranty for specific details and limitations).

Circle 81 on inquiry card



THE BEAUTY IS THE ACCESSIBILITY.

CADRE™ and QUADRA™ ceiling panels provide accessibility to everything above with no aesthetic compromise. Panels which recreate the elegance of handcrafted ornamental plaster. Or the rich detail of woodgrain. Made of fire-resistant, glass-reinforced gypsum in a variety of designs, colors and finishes, so they're a natural complement to traditional or contemporary interiors. For more information, call (800)950-3839. And see just how accessible beauty really is.

USG Interiors

© Copyright 1994, USG Interiors, Inc.
CADRE and QUADRA are trademarks of USG Interiors, Inc.
First in a series of landscape photographs by Gary Irving. For a poster, call (800)950-3859. Posters available only while supplies last.

Circle 82 on inquiry card