



THOMAS & BETTS HEADQUARTERS, RARITAN, NEW JERSEY, BY GWATHMEY SIEGEL
GELCO OFFICE BUILDING BY THE LEONARD PARKER ASSOCIATES
CLEAR-CUT PSYCHOLOGY FOR SOME VAST INTERIORS AT CBS
S.I. MORRIS ASSOCIATES' HOUSTON SCHOOL OF ART
BUILDING TYPES STUDY: HOUSING
FULL CONTENTS ON PAGES 10 AND 11

ARCHITECTURAL RECORD

SEPTEMBER 1979

9

A MCGRAW-HILL PUBLICATION

\$5.50 PER COPY

**The Armstrong Commercial Corlon® Flooring System.
A new concept that's been proved in use for over 20 years**



Armstrong Luminaire C-60. Considering the soaring costs of energy, it's the ceiling system whose time has come.

The Luminaire C-60 provides lighting comparable to that of a conventional ceiling with 4-lamp troffers, yet it operates on 40% fewer watts per square foot. And it does something else, too. It helps you see better.

High-quality light.

Seeing better is not just a matter of shedding more footcandles of light on a subject. It's a matter of increasing the usefulness of what light there is. And the most accurate measure of usefulness is Equivalent Sphere Illumination (ESI).

ESI measures precisely how well a viewer can see what he's doing while performing various tasks. In the comparison chart, notice how the C-60 System, with 24% fewer footcandles and 40% fewer watts per square foot, provides an ESI level significantly higher than the recessed troffer system.

Virtually eliminates glare.

The Luminaire C-60 System evenly distributes light and minimizes glare. Its special quality of light is produced with the help of vaulted modules. Acoustical panels angle outward from each single-lamp fixture. They reflect more than 80% of the incident light and diffuse it so that glare is minimized.

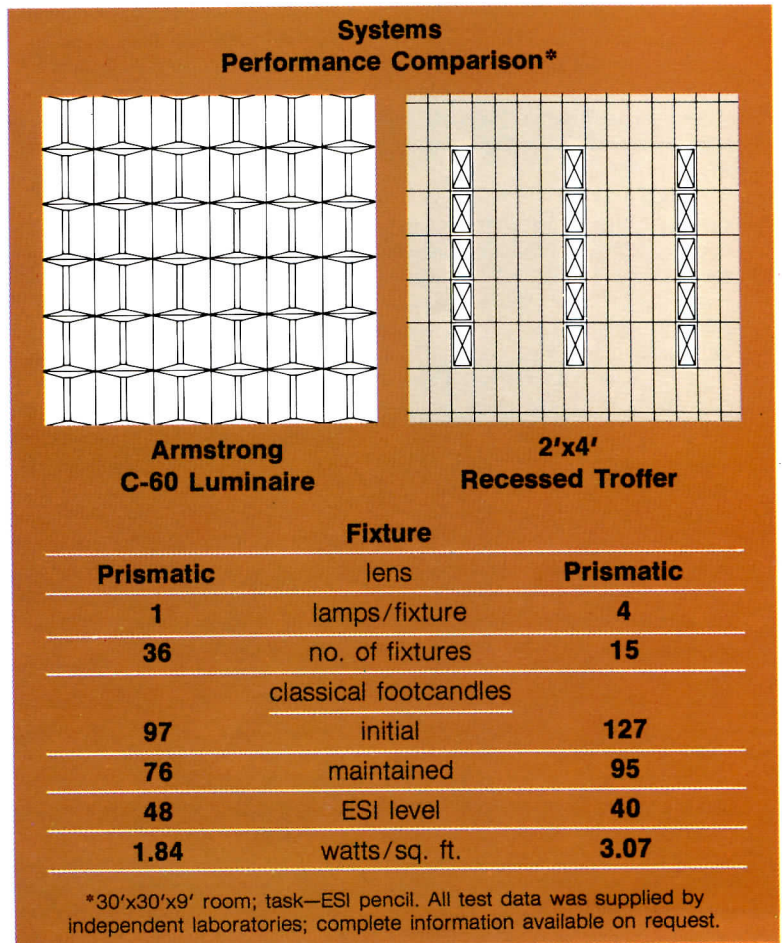
Because of the uniformity of light, there's less need to place fixtures over specified work locations, making it an ideal system for open plan spaces. It's aesthetically more pleasing, too.

An integrated ceiling system.

The Luminaire C-60 does more than put a premium in quality light for less energy. It diffuses air evenly for cooling and heating. And its panels are both acoustical and fire-retardant. They'll quiet noise and give you up to

two-hour-rated fire protection. Why not find out more about this completely integrated ceiling system.

The comparison data quoted here is part of our informative show entitled "Light Wars." It's a highly entertaining film that includes an explanation of ESI and a documentation of energy savings.



If you wish to see "Light Wars," or receive a free booklet on ESI and the C-60 Ceiling System, just write to Armstrong, Dept. 95NAR, Lancaster, Pa. 17604.



Circle 2 on inquiry card

Letters to the editor

Your article on "Mervyn's: a fast-moving clothing merchandiser" (see RECORD, June 1979, pages 117-120) showed a well-designed interior space for a wholesale business utilizing a program for industrial style traffic. I take issue with your use of the term "high-tech."

While the position of high-tech designers is not well clarified, Helmut Jahn offers us at least a beginning of understanding in his unpublished article "Determinators of Architectural Form." He differentiates lucidly between the industrial look and high-tech. He writes that the industrial look deals with the use of conventional items in unconventional situations. The look is nostalgic and eclectic. High-tech, Jahn claims however, has real intention concerning function and purpose. It is aided by technology, engineered rather than designed, with attention to performance, not just appearance.

High-tech is a viable approach to design solution, and to disregard its proper position in the contemporary architectural idiom by a flagrant misuse of its terms offers no assistance to either historical or critical evaluation.

Ken Draughon
Knoxville, Tennessee

For a statement from Helmut Jahn on the "determinators of design," see RECORD, July 1979, page 98.—Ed.

The "partial guide to painless construction management projects" that appeared in the May and June issues of ARCHITECTURAL RECORD was indeed partial, but certainly not painless. Any one of a growing number of competent construction management firms could and probably will take exception to much of what was written. Unfortunately, a great number of practicing construction managers who are still aspiring to competence will accept the article at face value, and innocently move on to still lesser heights in their practices of the art.

The article by Herbert McLaughlin and Cynthia Ripley was obviously written from the perspective of bad CM experiences, experiences with inadequate construction managers, or both. The result is a fragmented essay that will only relate to those practitioners with similar experiences or those that still keep the CM project delivery system at arm's length.

At this stage of its development, CM deserves a more complete and accurate critique from the design community than that provided by the

authors. It's time that CM be accepted as an orderly, organized project delivery system that is both definable and explainable. True, CM has many forms; however, the prime elements of an operating CM format are essentially the same, regardless of who provides the service. The only variable is in the degree of proficiency of the construction manager.

Unfortunately, many construction industry participants do not have a complete awareness of the industry they themselves are a part of. We suggest that RECORD take time to look at the whole CM picture and not be satisfied with an obscure point to fill its pages. We don't believe the article does justice to the profession, the industry or to the construction management project delivery system. All three deserve more authenticity, more depth and more consideration.

C. E. Haltenhoff, President
Elzinga & Volkens, Inc.
Construction Managers
Holland, Michigan

With such an elegant, economical and most of all inspiring house designed by Francis Mah (RECORD, June 1979, page 113-116), it's too bad the accompanying article wasn't more comprehensive and technically informative.

Some questions: Is the rest of the "inner house" fully insulated? How hot does the pool/greenhouse area become in summer? Just how much did do-it-yourself work and the re-use of materials contribute to the low price? (I suspect quite a lot.)

This house is so uncharacteristic that all of these elements need to be explained more fully.

RECORD usually gives us the philosophy behind the design of a building, but all too frequently I would like to know how something was done. How was it detailed? How well do the details work? How expensive is the detail?

Obviously, a whole magazine could be devoted to this kind of information, but think of what could be gained. Is it possible to have more of this from time to time?

Jack Sillaman, Architect
Latrobe, Pennsylvania

Correction

The architects and engineers of record for Bartle Hall in Kansas City, whom RECORD credited incompletely in its July issue, page 35, are Convention Center Associates, a joint venture of Seligson Associates, Horner & Blessing, Howard-Needles-Tammen & Bergendoff, C. F. Murphy Associates.

Calendar

SEPTEMBER

Through September 15 "Canada: History Through Architecture," at the Museum of the Building Arts, The Pension Building, Washington, D.C. Sponsored by the Committee for a National Museum of the Building Arts.

10-11 Seminar, "Design Trends & Techniques for Contemporary Office Interiors," at the Water Tower Hyatt House, Chicago. Program will be repeated Oct. 8-9 in New York City at the Halloran House. Contact: Charles E. Hamlin, ARCHITECTURAL RECORD SEMINARS, 1221 Avenue of the Americas, New York, N.Y. 10020 (212/997-3088).

12-13 Seminar, "Designing Contemporary Office Lighting," at the Water Tower Hyatt House, Chicago. Program will be repeated Oct. 10-11 in New York City. Contact: Charles E. Hamlin, ARCHITECTURAL RECORD SEMINARS, (see Sept. 10).

14 Seminar, "Marketing Nonresidential Interior Design Services," at the Water Tower Hyatt House, Chicago. Program will be repeated Oct. 12 in New York City. Contact: Charles E. Hamlin, ARCHITECTURAL RECORD SEMINARS, (see Sept. 10).

21-23 Seminar, "Water/Power/Solar," sponsored by the Los Angeles Chapter of the American Institute of Landscape Architects; held at the University of California Conference Center, Lake Arrowhead, Calif. Contact: Stephen Schwartz, Chairman, AILA, 4122 E. Chapman Ave., Orange, Calif. 92669.

OCTOBER

9-10 National Executive Committee of NIBS Consultative Council, held at the Hyatt Regency O'Hare, Chicago.

11 through December 2 "Emergence and Progression: Six Contemporary American Artists," an exhibition exploring and comparing the works of Jim Dine, Donald Judd, Roy Lichtenstein, Robert Morris, Frank Stella and Andy Warhol; at the Milwaukee Art Center. Sponsored by the Miller Brewing Company and Phillip Morris Incorporated. Contact: David Resnicow, Ruder & Finn Fine Arts, 110 E. 59th St., New York, N.Y. 10022.

12-19 XI Congress and Assembly of the International Council of Societies of Industrial Design entitled "Industrial Design as a Factor in Human Development"; to be held in Mexico City. Contact: XI Congreso Y Asamblea Del Consejo Internacional de Sociedades de Diseño Industrial, Av. Insurgentes Sur 753-9 Piso, Mexico City 18, D.F. Mexico.

ARCHITECTURAL RECORD (Combined with AMERICAN ARCHITECT, ARCHITECTURE and WESTERN ARCHITECT AND ENGINEER) (USPS 132-650)

September 1979, Vol. 166, No. 4. Title® reg. in U.S. Patent Office, copyright® 1979 by McGraw-Hill, Inc. All rights reserved. Copyright not claimed on front cover and editorial four-color separations. Indexed in Reader's Guide to Periodical Literature, Art Index, Applied Science and Technology Index, Engineering Index, and The Architectural Index.

Quotations on reprints of articles available. Every possible effort will be made to return material submitted for possible publication (if accompanied by stamped, addressed envelope), but the editors and the corporation will not be responsible for loss or damage.

EXECUTIVE, EDITORIAL, CIRCULATION AND ADVERTISING OFFICES: 1221 Avenue of the Americas, New York, N.Y. 10020.

OFFICERS OF MCGRAW-HILL PUBLICATIONS COMPANY: president, Gordon L. Jones, group vice presidents: Gene W. Simpson, James E. Boddorf; senior vice presidents: Ralph R. Schulz, editorial; vice presidents: Robert B. Doll, circulation; James E. Hackett, controller; William H. Hammond, communications; Thomas H. King, manufacturing; John W. Patten, sales; Edward E. Schirmer, international.

CORPORATION OFFICERS: Harold W. McGraw, president, chief executive officer and chairman of the board; Robert N. Landes, senior vice president and secretary; Ralph J. Webb, treasurer.

ASSOCIATED SERVICES/McGraw-Hill Information Systems Co.: Sweet's Catalog Files (General Building, Engineering, Industrial Construction and Renovation, Light Residential Construction, Interiors), Dodge Building Cost Services, Dodge Reports and Bulletins, Dodge/SCAN Microfilm Systems, Dodge Management Control Service, Dodge Construction Statistics, Dodge regional construction newspapers (Chicago, Denver, Los Angeles, San Francisco).

SUBSCRIPTIONS: Subscriptions solicited only from architects and engineers. Position, firm connection, and type of firm must be indicated on subscription orders. Please allow 4-12 weeks for shipment. Subscription rates for U.S., U.S. Possessions: \$21.00 for architects, engineers and others in the field served; all others \$29.00. In Canada: \$23.00 for architects, engineers and others in the field served; all others \$31.00. In all other countries: \$45.00 for architects and engineers; all others \$49.00. Domestic and Canadian single copy price: \$5.50 except the mid-May issue which is \$5.95. Foreign single copy price: \$7.00.

GUARANTEE: Publisher agrees to refund that part of subscription price applying to unfulfilled part of subscription if service is unsatisfactory.

CHANGE OF ADDRESS: Forward changes of address or service letters to Fulfillment Manager, Group A, ARCHITECTURAL RECORD, P.O. Box 430, Hightstown, NJ 08520. Provide both old and new address, including zip code; if possible attach issue address label.


PUBLICATION OFFICE: 1221 Avenue of the Americas, New York, New York, 10020. ARCHITECTURAL RECORD (USPS 132-650) published monthly except May, August and October when semi-monthly, by McGraw-Hill, Inc. Controlled circulation postage paid at Strasburg, Virginia. POSTMASTER: PLEASE SEND FORM 3579 to Fulfillment Manager, ARCHITECTURAL RECORD, P.O. Box 430, Hightstown, NJ 08520.

THIS ISSUE is published in national and separate editions. Additional pages or separate editions numbered or allowed for as follows: Western Section 32-1 through 32-10.




From roof to basement,
from wall to wall...



Homasote products protect your client's energy investment.




**Homasote Easy-ply®
Roof Decking** offers
pre-finished interior
ceiling beauty and a
vapor barrier too.



**Homasote Easy-ply®
Roof Decking plus
Thermasote®: R 27**



**Homasote 4-way®
Floor Decking** for
sound-deadening and
resiliency: R: 3.27



Super 440™ provides
twice the insulation
value of wood (R 1.2),
replaces costly plywood
for corner bracing.

When you build with Homasote products, you build in energy protection in every application. Every Homasote product from roof decking to sidewall sheathing to sub-flooring—even to decorative paneling—has inherent insulating qualities which result from its unique structure of homogeneous, high-density, all-wood fibre.

Homasote resists air and moisture penetration, counters temperature change and provides a constant insulation value. In open beam construction, roofs made with Homasote Easy-ply® Roof Decking and new Thermasote® Nail Base Roof Insulation provide insulation values of over R 27.

Let your Homasote representative give you the full story on how Homasote products can help you build a more energy efficient building every time.



Made from 100% recycled material.

Circle 6 on inquiry card

homasote Company
P.O. Box 7240
West Trenton, N.J. 08628

Founded 1909

YES, please send me literature on the following:

- Thermasote® Homasote 4-way® Floor Decking
 Super 440™ Homasote Easy-ply® Roof Decking
 Please call me for an appointment.

I am a Builder Architect Other _____

Name _____

Address _____

City _____ State _____ Zip _____

Phone _____



FORMS + SURFACES

Architectural Tambour

Architectural Tambour is now available in a wide selection of solid woods, wood veneers, metal and plastic laminates. This versatile material offers imaginative new design possibilities for interior architecture.

Forms & Surfaces Box 5215 Santa Barbara, California 93108 (805) 969-4767

Visit our New York Showroom: Martin Gellman Associates, 211 W. 56th Street, Suite 8K, New York, NY 10019, (212) 757-7781

Circle 7 on inquiry card

NCARB: reassessing itself—and the training and skills of architects

This summer, after years of somehow or other not managing to get to an annual meeting of the NCARB, I did attend the 1979 (and 58th) meeting of that august body (maybe because it was in Cambridge and Boston—my favorite cities and the scene of my college days). I'm very glad I did, because I returned with a renewed conviction that the members of NCARB are activists, actively concerned with the issues of education and examination and licensing that can so affect the future of the profession.

Lorenzo (Pete) Williams' year as president had as its theme "Reassessment"—and it seems clear that thoughtful, well-organized reassessment of NCARB's mission and methods will continue under the new president, John Ross of California.

Mr. Williams outlined some of the questions that the reassessment is designed to answer: "We thought we knew exactly where we were going when we designed a new professional exam some ten years ago. Later on, when we began to hear doubts expressed about it, we assembled a panel of distinguished architects to tell us—if they could—what we were doing right and what we were doing wrong. The panel expressed general approval of our exams—yet the doubts persist. It seems only yesterday that a ground swell of discontent developed into a mandate to test our candidates' design and site-planning abilities. This mandate produced what we now call Section A of the exam. It, too, seems less than perfect."

Another question under reassessment: "We've heard doubts from around the country that with IDP [Intern Development Program] we've bitten off more than we can chew—that IDP criteria or forms aren't quite what they should be. [Whether or not they are], the simple fact is that we've made a commitment, professionwide, to structured internship as a further assurance to the public—and we must keep that commitment." On that score, it was reported at the annual meeting that 14 states have adopted IDP and have systems in place, six more are "in the pipeline" of developing their IDP organizations, and 12 more are "interested." The consensus of the NCARB board members was that AIA and its components had been supportive and helpful in lining up advisors for the graduates working in their area.

The continuation of the theme of reassessment was the subject of the most important debate of the meeting—on Resolution 5, which passed by a vote of 50-0 after extensive debate. It resolves that "NCARB is directed to analyze and to define the knowl-

edge, skills, abilities and functions necessary for minimum competence for the practice of architecture in the U.S. [task analysis] and apply these findings to an evaluation of the current NCARB examinations, internship standards, education standards and practice standards, and recommend criteria as necessary and appropriate to conform those findings [validation study]." The steering committee to implement this resolution consists of one person chosen by each NCARB Regional Conference plus one alternate; is empowered to retain outside independent experts (specifically including testing experts); may call upon any NCARB committee for assistance, is directed to report periodically to the NCARB board of directors and member boards, and is required "to report to the 1980 annual meeting its findings and recommendations with regard to 'task analysis' and 'validation study.'"

This was, as anyone attending the meeting would report, voted on as a major commitment. Competition among attendees for a place on this committee was brisk, despite the conviction that the work of the committee would be time consuming and difficult. The committee will also clearly be financed as necessary (the figure of \$100,000 was bandied about) to do the work right.

This new reassessment committee begins not just with the overwhelming support of the NCARB member boards, but with a base of information established this past year by a Task Force on Registration, chaired by Martin Crennen of Montana. In his report to the meeting, summarizing the ground work for Resolution 5 which his committee had done and urging its passage, Mr. Crennan said that "the steering committee may very well find it advisable to go beyond NCARB and solicit the informed opinion of leaders from the other architectural organizations—from AIA, NAAB, ACSA, and the students. . . . We may need, and perhaps should invite, the participation of regulatory officials, consumer-interest spokespersons, educators and others.

"The spirit of Resolution 5 requires that we make certain all legitimate concerns within the profession are not only listened to, but also taken very seriously. . . . What seems clear is that NCARB, through Resolution 5, is expressing its determination to 'let it all hang out'—to challenge old assumptions, question the status quo, entertain new possibly unexpected ideas. In short, to take a hard look and let the chips fall where they may."

It seems to this observer that the chips are already falling in all the right directions. Right on, NCARB! —Walter F. Wagner, Jr.

ARCHITECTURAL RECORD September 1979 13

New York's Museum of Modern Art exhibit "Recent Acquisitions: Architecture and Design" will be on display until September 30. Directed by J. Stewart Johnson, Curator of Design at the museum, the display presents a wide range of objects in a variety of materials, made both by industrial and craft processes and spanning one hundred years of design history. Included in the display will be works by Otto Wagner, Mies van der Rohe, Eileen Bray, French Art Nouveau innovator Hector Guimard, Scots designer and architect Charles Rennie Mackintosh, and Louis C. Tiffany. The exhibition was made possible by a grant from the National Endowment for the Arts.

How do you design the

NEWS REPORTS

Recent work of nine American architects is the subject of European exhibition and catalog

An architectural exhibition entitled "American Architectural Alternatives" is being circulated in Europe during the autumn of 1979 and the spring of 1980. The show will open in London at the Architectural Association September 24, and then travel to Amsterdam, Paris, Zurich, Rome and Madrid.

The selected architects represent three architecturally active geographic areas in America. Representing the West Coast are architects Frank Gehry, Franklin David Israel and Craig Hodgetts. Representing the East Coast are architects Cesar Pelli, George Ranalli and Roger Ferri, and representing the Midwest are archi-

ects Stanley Tigerman, Thomas Beeby and Stuart Cohen.

Each of the nine architects' recent ideations will be displayed on three one-meter-square panels with a statement describing their current attitudes. In addition, a catalog will attempt to capsule the work of the exhibition and will include critical essays by Ross Miller, discussing the work of the West Coast architects; Pat Pinnel, discussing the work of the East, and Nory Miller for the Midwest. The show is intended for exhibit in Europe only and is supported by a grant from the Graham Foundation for Advanced Studies in the Fine Arts.

French and American urbanists convene in Paris

The Institute for Urban Design is a recently formed nonprofit group for the study of urban problems. It is funded by the National Endowment for the Arts, and its director is Ann Ferebee, former editor of *Urban Design* magazine. The Institute began its work in an ambitious way, in the form of an urban design conference in Paris, July 8-13. A co-sponsor of the conference was France's *Metro-polis* magazine, and it was organized with the help of Centre Pompidou.

Both French and American planners took part (Centre Pompidou providing instantaneous translation), and emphasis was on advocacy planning and adaptive use. Visits were made to both city and national planning agencies, to the Paris transit authority and to the new town of Marnes-la-Vallée. American participants included Mary Means, Midwest Regional Director of the National Trust for Historic Preservation, Ron

Schiffman of the Pratt Center for Community Development, and David Lee of Boston's Southwest Corridor. On the final day, Jonathan Barnett, director of the Graduate Program in Urban Design at the City College of New York, made clear some useful distinctions between adaptive use and preservation, between advocacy planning and preservation, and between urban design and urbanism. Leaders of a closing summary included Marc Emery, editor of *Metro-polis*, and Jacques Mullender, director of Centre Pompidou's Centre de Creation Industrielle.

The next conference to be sponsored by the Institute for Urban Design will be held in Philadelphia October 17-20. Those interested in attending should write Ann Ferebee, Director, Institute for Urban Design, Main P.O. Box 105, Purchase, New York 10577. —Stanley Abercrombie, *New York City*.


Awards program to spur quality hospital design

The Graduate School of Architecture and Urban Planning at the University of California at Los Angeles, the Columbia University Graduate School of Architecture and Planning, and ARCHITECTURAL RECORD are sponsoring the second biannual competition to reward and encourage outstanding architectural design in the health-care field. By October 31, applicants should send a \$50 entry fee for detailed instructions to the Graduate School of Architecture and Urban Planning, 405 Hilgard Avenue, Los Angeles, California 90024 attention: Harriet Gold. Submissions must be dated by November 30, received at UCLA no later than December 7, and must be in an 8½-by-11-inch format—including photographs, plans, sections, axonometrics and narratives to describe the project adequately.

Judging will take place in mid-

December. The jury will include: Michael Bobrow, curriculum coordinator for Health Facility Planning and Design at UCLA, and a principal of Bobrow/Thomas and Associates; Charles Moore, program head at UCLA; Charles William Brubaker, executive vice president of Perkins & Will, Chicago; Joseph Sprague, director, Design and Construction, Department of Health Facilities and Standards, American Hospital Association; William Parker, program head, Columbia University Graduate School of Architecture and Planning Program in Health Facility Design; and William Marlin, associate editor of ARCHITECTURAL RECORD and architecture critic of *The Christian Science Monitor*.

Entries will become property, and part of the library, of the UCLA School of Architecture and Urban Planning. Winners will receive certificates and their designs will be included in a special section of ARCHITECTURAL RECORD next spring.



Lasers and photo-flash adapted to construction work

A new technique developed to restore damaged works of art—using pulses of intense light to clean metals, stone, and fabrics—may have wide applications in construction. The "Old Red Courthouse" in Dallas is a test case.

Using only a laser and xenon flashlamps, a crew of three men removed a heavy coating of rust from over 5,000 square feet of steel trusses in Dallas' historic courthouse. The cost was \$42,000, or "one-fifth the cost of treating the steel conventionally" (removing floors and ceilings to gain access, then sandblasting and painting). Not only did the pulsed light equipment clean the steel quickly and easily, it also gave it a protective surface treatment said to be similar to anodizing for aluminum.

Project architect, James R. Pratt of Pratt Box Henderson & Partners, Dallas (shown in photo above with remote flashlamp driver), read in a preservation journal about art restoration work being done in Venice by an American physicist. Dr. John F. Asmus, director of the Laser Laboratory of Maxwell Laboratories, Inc., San Diego, had developed special lasers and xenon flashlamp devices for use in cleaning and restoring stone and metal art objects as well as pollution-damaged stone in buildings. Dr. Asmus has also developed flashlamp units that are cheaper, less sophisticated, and more rugged than the laser, and better adapted by reason of broader "coverage" to construction uses. Although the lasers are still used, they are only required for handling intricate shapes and angles (about 1 per cent of the Dallas courthouse project). Xenon flashlamps, which are most commonly used as beacons on airplanes and in photocopy machines, are, according to Dr. Asmus, "very similar to electronic photoflash units except that they are a few thousand times more powerful. When these lamps are placed close enough to a surface, they can produce enough light to do the same kind of things that you can do with a laser. But since the beam diverges widely, you can prepare surfaces which are much more extensive and larger than would be possible with a laser."

The lamps produce about 1 million watts for about 1,000th of a second, thereby raising the surface temperature to between 1,000 and 3,000 degrees Kelvin, driving out the oxygen and water of hydration (which converted the surface steel into rust) and at least partially restoring the steel particles to their original form—the flash of light removes the scale and loose rust and at the same time it creates a very thin layer of molten metal. This metal layer, technically called a glass because it does not have a crystalline structure, resists corrosion and creates a protective layer.

Dr. Asmus claims the flashlamps are as simple to operate as a photoflash unit on a camera, but due to the intensity of light and heat, caution is to be exercised in much the same way as with welding.

For the Dallas courthouse, the crew consisted of an engineer/technician for operating the flashlamp and a laborer to move the heavy unit. The first major construction application of the flashlamp process in the United States was inside the dome and rotunda of the 106-year-old California State Capitol Building in Sacramento. All of the original mural paintings were covered with three to nine layers of overpaints, which essentially held together the mural. Conventional cleaning tended to damage the murals as it removed the overpaint layers, but the light-induced cleaning provided a successful solution. Several hundred square feet of the original paintings were revealed after photo-decomposition of the paint layers using a laser and flashlamp radiation. When cleaning large interiors, such as the Capitol building, the xenon flashlamps can irradiate a much larger area than a laser beam, but the laser can be directed over a large distance to clean high ceilings and wall areas which would normally be accessible only by scaffolding.

Other jobs slated for Dr. Asmus's flashlamp and laser are cleaning the fabric wallcoverings and mural ceilings in a South Dakota courthouse, which have been painted over with masonry paints, and cleaning Indian cave paintings in Texas. —Lorraine Smith, *World News, Dallas*.

NSPE joins AIA in following Judge Sirica's ruling

The National Society of Professional Engineers (NSPE) has joined the AIA in scrapping the so-called "supplant" rule in its code of ethics. The rule barred a professional from taking the work of another once a deal has been struck.

The NSPE amended its code at an annual meeting in Knoxville after the ruling of U.S. District Judge John J. Sirica, (see August RECORD, page 34) which says the supplanting standard in AIA's code is "an unreasonable restraint on competition." The NSPE considered itself covered by the ruling even though it was not mentioned by name.

The NSPE also made another significant change in its professional ethical standards when it lifted a prohibition on the use of commission agents to help its members secure design work. New language in NSPE's code permits the payment of commissions or brokerage fees so long as the payments go to "bona fide employees of bona fide established commercial or marketing agencies retained by the NSPE member."

Milton F. Lunch, NSPE's general counsel, said the new language would still prohibit "a pay-off to the mayor's nephew" while making it possible to use legitimate agents.—*William Hickman, World News, Washington.*

President Carter's Cabinet changes delight urbanists

Elected city officials with good credentials as molders of an improved urban environment came out as winners in President Carter's recent Cabinet shuffle.

The President's appointment of Moon Landrieu, former mayor of New Orleans, as Secretary of the Department of Housing and Urban Development and Portland, Oregon, Mayor Neil Goldschmidt as Transportation Secretary delighted urbanists, who hold the new Cabinet officers in high regard, as both New Orleans and Portland made impressive strides under their direction.

Mr. Landrieu's main contributions centered on efforts to preserve the French Quarter while promoting nearby development such as the Superdome. Mr. Goldschmidt's mark has been primarily in the transit field, and his programs have raised the number of people coming in to Portland via mass transit from 10 per cent to 25 per cent.

The 49-year-old Mr. Landrieu was mayor from 1970 until 1978. Since leaving office, he has been president of Joseph Canizaro Interests, a firm developing the \$500-million Canal Place Project on the Mississippi River in New Orleans. While mayor, Mr. Landrieu was identified not only with the revival of

downtown New Orleans but also with the campaigns of the U.S. Conference of Mayors for the general revenue-sharing program and other programs to pump Federal funds to the central cities.

As Transportation Secretary, Mr. Goldschmidt, 39, is expected to be a staunch supporter of mass transit, with more restrained enthusiasm for highways. He was one of the first city officials to use the "Interstate Transfer Provision" to free up highway money for other uses when a freeway project was cancelled. He was also influential in obtaining state funding for the construction of a downtown transit mall that has brought development back to the center city of Portland.—*William Hickman, World News, Washington.*

Department of Defense revives design awards

The American Institute of Architects has commended the Department of Defense for reactivating its annual DOD Awards Program and has responded to requests from the Air Force to improve its four-year-old design awards program through close collaboration and assistance.

AIA President Ehrman B. Mitchell, Jr., pledged the Institute's support for DOD efforts to recognize design professionals "who meet and exceed the challenge to produce quality architecture for the Department of Defense."

The DOD program, discontinued in early 1977, was revived this year to honor architectural and engineering design excellence by the military departments and the professional community in DOD construction projects. In addition to creating interest in excellent design, the program seeks to dramatize DOD's concern for creating a more livable environment for members of the military departments.

AIA first vice president and president-elect R. Randall Vosbeck, of Alexandria, Va., has been appointed to serve on the jury for the DOD program. The competition is open to all military construction projects and on-base "non-appropriated fund projects," including in-house designed projects and those designed by architect/engineer firms under contract to the government. To be eligible, entries must have been completed no more than three years prior to submission.

The Air Force Design Awards Program is also receiving the Institute's support this year. For the first time, the AIA and Air Force are collaborating to improve this program that recognizes design excellence in Air Force projects. Like the DOD awards, the Air Force program acknowledges the achievement of excellence in architectural and engineering design by the military and the professional community.

International involvement for Israeli neighborhoods

Israel has decided upon a new type of program to attack the problem of urban renewal. The project, known as "Operation Renewal," brings together the national government, local authorities, the Jewish Agency (a quasi-governmental agency primarily involved in fund-raising) and Jewish communities from abroad. The aim is for these groups to work as a team in helping to renew underprivileged neighborhoods of Israel that house some 300,000 people.

Each correspondent American community in the program has adopted an area in Israel and will be responsible, along with local and national forces, for coming up with not only funds but ideas. The project has brought together such disparate cities as New York and Tel Aviv's Hatikvah slum, Baltimore and Jerusalem's Kiryat Menashe district, San Diego and the town of Kiryat Malachi, and London and the Israeli town of Ashkelon.

One major difference in this program compared to past urban renewal programs in Israel and elsewhere is that architects are included as members of a combined staff that brings together social planners, sociologists, town planners, and experts in the fields of health and education. Project Director Eliezer Rafaeli says he does not expect the plans to come from Baltimore or New York, but definitely foresees cooperation on every level between the communities involved. Rafaeli says the program differs in that it is based on finding a comprehensive solution that will necessitate combining efforts in all fields. The project is viewed as a renewal of neighborhoods and involves no transfer of population.

Rafaeli notes that many programs in the past have failed because they dealt solely with housing and not with the local people in the neighborhoods. "Operation Renewal" especially differs in that each of the

groups from abroad will spend time in the Israeli neighborhoods. This is to assure for the residents a sense of self-help while at the same time aiding the experts in the renewal process. Rafaeli adds that the experiment is not an easy one since it involves groups whose ideologies are totally different.

Those people who are now involved have already spent time in the neighborhoods, living in the same quarters as local residents. This, he feels, "is better than years of sociology courses at a university for giving Americans a truer feeling of the problems." Jewish officials say that in most cases this type of direct approach has worked, as the involvement becomes more than an exercise in fund-raising. New York has already sent a group that included town planners, architects, and sociologists to examine the problems of the Hatikvah quarter of Tel Aviv—known as the country's worst slum. Another and larger delegation from New York is expected in the near future.

The program is just now getting off the ground, but so far about 50 neighborhoods have been adopted by Jewish communities in the United States and elsewhere. The preliminary work now being done includes checking into the number of people in an apartment and social services available in the area—such as stores, clinics, schools, and entertainment. In addition elements such as crime and juvenile delinquency are being taken into account.

Rafaeli admits that the first stages have been difficult, mainly because of the problems of getting the local residents involved, but he adds that without neighborhood cooperation "Operation Renewal" will fail. And he expects the process of involvement to be a gradual one "since it takes time for the inhabitants to trust and accept outside groups."—*Neal Sandler, World News, Jerusalem*



Douglas Haskell
1899-1979

Douglas Haskell died August 11 at Lake Placid, New York, after more than 50 years of journalistic and other service to the cause of architecture. Mr. Haskell was affiliated with ARCHITECTURAL RECORD for 20 years (1929-1949), serving first as contributing editor and from 1943-1949 as senior editor. He also, for 13 years, wrote a monthly column on architecture for

The Nation, and served as Editor of *Architectural Forum* for 15 years (1949-1964). Besides his prodigious work as a writer, editor, and critic, Haskell was active in the causes of urban renewal, public architecture, preservation, and landmarks. He was adjunct professor at Pratt Institute and Columbia University.

Although never a practicing architect, his concern with architecture led the AIA Board in 1953 to admit him as a corporate member, in 1962 as an AIA Fellow, and this year he was awarded an AIA Medal for his contributions to the cause of architecture.


Throughout his career, his central, passionate concern was with architecture, which he saw as a concept "of man working upon the whole of his environment to put it into habitable, workable, agreeable, and friendly shape."

The City Club of New York presents the 17th Annual Bard Awards


The Bard Awards for Excellence in Architecture and Urban Design were established in 1962 by the City Club of New York. They are named in honor of Albert S. Bard, a former trustee of the club who had crusaded for 60 years to improve the quality of civic design and urban living. By giving the reward of public recognition to the best of the city's architecture and urban design, the program encourages architects and their clients to strive for higher standards of achievement. The jury of architects, engineers and developers made the following comments about the 1979 award winners:

United Nations Plaza Hotel Roche Dinkeloo & Associates, Architects

"One United Nations Plaza acts as a pleasing visual and functional complement to the UN complex across First Avenue. The color and form of this hotel/office building demonstrate a complex and convincing response to the site. Particularly noteworthy is the manner in which the building meets the street: the glass and metal canopy not only gives variety to the sheer surface, but also acts as an inviting and protective extension to the sidewalk."




Doris Brautigam



Bob Zucker

Abraham Goodman House Johansen and Bhavani, Architects

"The Abraham Goodman House—combining a school for music and dance and a center for Jewish culture—is perhaps the most noteworthy example among this year's winners of a building which extends itself to the community. Of city-wide cultural importance is its 460-seat concert hall of acoustical excellence. The building's form, too, relates to its surroundings—the facade of the Goodman House takes its cue from neighboring structures and the glass-faced corridors provide an awareness of the outside world. The economy of means and space which produced this building in no way deters from success—in fact, the attention given to details such as the subtle use of color prove as interesting as the over-all impression of the building."



**Pedestrian shelter, TWA Flight Center, JFK International Airport
Witthoefft & Rudolph, Architects**

"The architects of this shelter have achieved what under the best of circumstances is a difficult task—the design of an addition which is both func-


tional and sensitive to the existing building. That they have achieved this synthesis with a building as unique as Saarinen's TWA terminal is a

further measure of the quality of their efforts. . . as well as a fine design, this shelter acts as a fitting gateway to New York City."

**265 East 66th Street—Apartment Tower
Gruzen and Partners, Architects**

Through the combined talents of the architects and the entrepreneurial spirit of the developer, an apartment building of high quality has been produced in a market so often devoid of excellence. The jury recognizes the elitist and isolated character of this

high-income residence and has reservations about the extensive use of glass in such energy-conscious times. Nevertheless, 265 East 66th breaks the monotony associated with this indigenous New York building type and justly deserves the label of luxury."



Doris Brautigan



Bill Rothschild

Turtle Bay Towers, Bernard Rothzeit, Architect

"The reconstruction of this damaged former industrial building into an apartment complex of quality is a credit to its architect. Through the inclusion of such features as an applied glass facade, greenhouse enclosures and a new entrance lobby, the Turtle Bay Towers set a high standard for adaptive re-use projects. Through its selection of this

renovated structure, the jury wishes to encourage the continued conversion of older building stock not originally intended for residential use. The value of projects like the Turtle Bay Towers extends beyond the building itself, through the improvement of street life, giving new incentive to the upgrading of the community at large."



All-Steel 8000 Series Systems Furniture: New freedom of choice for your office plan.

Consider the possibilities inherent in the 8000 Series. At one extreme, it is a complete system of integrated, modular components which can be combined to create the total office plan.

At the other extreme, 8000 Series components can be introduced into any existing office piece-by-piece, over an extended period of time. The transition will be smooth because Series 8000 components are compatible with conventional free-standing furniture.

As growth, change, or relocation require, Series 8000 com-

ponents can be rearranged quickly and easily to meet new needs.

To learn how smoothly our 8000 Series Systems furniture can meet the present and future needs of your clients, write All-Steel Inc., Aurora, IL 60507.



ALL-STEEL
ONE OF THE **CTI** COMPANIES

Showrooms in:

New York: 212/752-2610

Aurora: 312/859-2600

Chicago: 312/321-9220

Los Angeles: 213/659-2000

In Canada:

All-Steel Canada Ltd.

Montreal, Toronto

Circle 32 on inquiry card

1979 Red Cedar Shingle & Handsplit Shake Bureau/AIA Award Winners Announced


Our projects from widely separated locations have been selected as First Award recipients in the 1979 Red Cedar Shingle & Handsplit Shake Bureau/AIA Architectural Awards Program. A biennial event initiated in 1973, the program was conducted to honor architects and their projects which demonstrate design excellence and significant functional or esthetic uses of red cedar shingles or shakes. There were 218 entries from architects in 42 states and two Canadian provinces. The winners were selected by a jury consisting of chairman William Turnbull, Jr., San Francisco, California; Richard Bergmann, New Canaan, Connecticut; and E. Fay Jones, Fayetteville, Arkansas. Additionally, ten projects were given merit awards. They are: MackKinney/Winnacker/McNeil, AIA, & Associates, San Francisco, for a mountain solar house in Lake Tahoe and Orindawoods in Orinda, California; Larson, Lagerquist, Morris/Architects, Seattle, Washington, for the Larsen residence in Seattle; Norman Jaffe, AIA, New York City, for a house in Montauk, Long Island, New York; Bissell & Wells, Architects, New York City, for the Flintoft residence in Nantucket, Massachusetts; John Blanton, AIA, Manhattan Beach, California, for the Marsh remodeling in Manhattan Beach; Arne Bystrom, Architect, AIA, Seattle, Washington, for the Bystrom family cabin on the Washington coast; The Mithun Associates, Architects, Bellevue, Washington for the Towerhouse Building in The Meadows, Edmond, Washington; Sohl & Palmer, Architects, AIA, Santa Rosa, California, for professional offices in Santa Rosa; and Fisher-Friedman Associates, San Francisco, for Summit Ridge in Walnut Creek, California. Pictured are the First Award winning structures with judges' comments.



"Sandanwede," a coastal Massachusetts shingle-style mansion, was cited by the jury for "the respect for the existing

fabric of the old house and the thoughtful restoration of the exterior. New additions relate to the old forms in a sensitive

manner." This landmark project was designed by Short and Ford, Architects, of Princeton, New Jersey.



The Architects, Inc., of Cleveland, Ohio, received a First Award in the competition for its design of Hidden Harbor restaurant, of Pompano Beach, Florida. The curved-roof


shake-clad project was cited by the jury for its "bold handling of space, light and form. The curved roof forms enhance the reflective light quality of the cedar shakes."

Pacific Heights Townhouses is project completely compatible with its traditional San Francisco row house environment. Designed by Daniel Solomon & Associates of San

Francisco, the complex was cited for "very good use of materials without elaboration or 'gimmickry.' Simplicity of interior space provides a consistency with the exterior."



Designed by Roger H. Newell, AIA, Seattle, Washington, this First Award winning residence was planned for a single person who desired a maximum interaction with the site and maximum privacy. The structure was cited by the jury for the "skillful handling of sculptural and volumetric qualities; the cascading living spaces with natural light entrances, the interior orientation to light and landscape."



Celotex makes the stuff the best roofs are made of

The Pink Stuff: Thermax® Roof Insulation

Thermax Roof Insulation is the most efficient on the market with a Factory Mutual Class 1 Fire Rating. Thermax provides from 75% to 250% more insulating efficiency per inch than fibrous glass, composite, perlite and fiberboard roof insulations. Yet Thermax's unique construction makes it thinner and lighter than less efficient insulations.


Thermax's isocyanurate foam core is reinforced with glass fibers for greater dimensional stability. It is sandwiched between two asphalt-

saturated inorganic facers which give it the additional strength necessary for good roofing application. It can be installed directly over steel deck with no other material (like perlite) between.

For architects, that means: less deadload factor, thinner nailers at roof perimeters and around roof openings, and smaller fascia design.

The Green Stuff: Tempchek® Roof Insulation

Tempchek gives you the same high "R" factor as Thermax, with the same top-rated insulating efficiency per thickness. Tempchek also has the same



Post-occupancy study leads to insights on elderly housing

Why do a post-occupancy evaluation study? Like other people in service professions, architects want to know just how good their services are and how they can improve them. The ability to improve their services depends, in part, on taking time to visit the building they have designed in order to find out how users view and react to the spaces the architects have provided. Such studies provide architects and people who plan specialized kinds of facilities and buildings with information about: 1) How well basic concepts and specific design features are working; 2) For which users they work most and least successfully; and 3) Under what conditions various aspects of the design are most and least enjoyed. A post-occupancy study can enable designers to find out if their basic pre-design assumptions about the lives and activities of the users were accurate and, if not, what the major differences are between those assumptions and current reality. The post-occupancy evaluation study suggests ways in which the architects might modify the present design—if this is still a possibility—and the most desirable ways to go about future planning of similar buildings for similar kinds of users.

The study summarized in this article was intended to provide the San Francisco firm of Kaplan/McLaughlin/Diaz with information about Martinelli House, a 66-unit apartment house (photo below) for the elderly designed by the firm in 1974. In addition, the firm felt that by studying other elderly housing projects at the same time, different but equally valid approaches to meeting the needs of similar tenants might be discovered.

Two projects were located that resembled Martinelli House in many ways, but not in their basic design concept. Four weeks were spent at Martinelli House in San Rafael, California and two housing projects (A and B) in Oakland, visiting, talking with tenants, observing, meeting with project managers and architects, asking questions, and having many questions asked of the researchers. The findings are presented with the understanding that they are part of an ongoing process of questioning and discovering what works—and for whom—in the design of housing for the elderly.

In order to begin the study the firm's researchers had to find other projects which, like Martinelli House, were designed for independent living. They had to be very similar to Martinelli House in terms of: 1) The age, sex and health of their tenants; 2) The past history of tenants, such as their income/occupations, their familiarity with the neighborhood/community, and their race or ethnic backgrounds; and 3) The role played by the resident project managers in the lives of tenants.

The research took about four weeks to accomplish and was carried out by an urban planner/environmental psychologist, and an architect/anthropologist: Judith Bernstein and Laurie Hart. They divided their time among the three projects, visiting them at different times of the day and evening, and on differ-

ent days of the week. Their research was designed to learn:

- What activities are happening—when, where, how often, and with whom participating—and how does the basic project layout and design influence these activity patterns?
- How tenants were using the central outdoor courtyard and a variety of multi-level patios, terraces and sitting places at Martinelli House in comparison with the more traditional outdoor spaces of miniparks and landscaped grounds at the two other projects.
- If tenants enjoyed the many choices of common outdoor spaces provided at Martinelli House or if they would have preferred more private outdoor spaces.
- If apartments grouped around a central open courtyard and connected by an open corridor system resulted in more socializing and casual encounters than did the conventional double-loaded corridor system at the other two projects.

Finding: central grouping of activities and multi-use space enliven the house

Tenants seem to enjoy activities and facilities which cluster together and flow into each other at Martinelli's "activity hub," or courtyard, where lives can easily and casually touch and connect. The more activities which are grouped together, the more tenants have the opportunity to engage in them; there is then a logical flow of routine daily events and a chance for spillover activities and unplanned encounters to happen.

Different areas of the hub are important at different times of day. The mid-morning arrival of the mail was one of the day's exciting events and drew tenants down to the mail area to await the mailman. Because this is a time to exchange greetings and news, people are often in a mood to socialize; the location of the mail area on the activity hub makes it easy for conversations to continue over longer periods by moving to the immediately adjacent community room or patio. For people who are in more of a hurry, the route they take through the open corridors and patio as they come to collect their mail means that they, too, have many opportunities to greet fellow residents: along the open corridors; through the bordering apartments' Dutch doors; in the elevators; on the two sets of outdoor stairs; and on the first-floor and upper-level patios.

Tenants gather in the community room on a fairly regular basis throughout the day. But because the community room sits squarely in the center of the hub and is so easy to

text continued on page 70



When Hewlett-Packard selects you to supply building system

It started with a building in Cupertino, California. Hewlett-Packard combined Vulcraft's computer designed steel joists and joist girders with a fast-track construction schedule, and helped shave two months off the construction time of the building.

This shaved the costs. Not just because the lightweight nature of steel joists and joist girders makes them easier and faster to erect than other, heavier systems. But also because supporting columns can be placed further apart. And foundation size can be decreased.

All of which makes the Vulcraft system more economical than a traditionally fabricated structural steel system. Simply because it's lighter. And faster.

So much faster, that buildings like those constructed for Hewlett-Packard can be delivered to the



Because electrical and mechanical systems can pass through the open web of the joists and joist girders, installation goes quicker. And changes can be made more easily when needed.



The high strength to weight of steel joists and joist girders can provide increased clear span areas, because supporting columns can be spaced further apart.



Although the Hewlett-Packard buildings using Vulcraft system have basically the same structural design, the exterior features vary.

Architects: Ehrlich, Heft & Rominger. Structural Engineers: Rinne & Peterson. General Contractors: Rudolph & Sletten, Inc., Jacobsen Construction Company, Vik Construction Company, E.A. Hathaway, Nielson Construction Company. Steel Contractors: McLean Steel, Inc., Western Steel Mfgr., Bannister Steel, Inc.

They expect results. They got them from Vulcraft, all six times.

...ner as much as two months ear-
...r than if a traditional structural
...stem were used. And the Vulcraft
...stem has since been used in five
...ore Hewlett-Packard buildings: a
...cond in Cupertino; two in Corval-
...Oregon; one in Boise; and one in
...n Diego.

The Vulcraft system can work
just as well for you. To learn how,
contact your local Vulcraft represen-
tative for your Joist and Joist Girder
Specification Guide. Or write
Vulcraft, P.O. Box 17656, Charlotte,
North Carolina 28211. (See Sweet's
5.2/Vu.) Or call 704/366-7000.

We have the know-how. And we
have five plants located around the
country to make sure your deliveries
are on time. So your building can be
ahead of its time.

VULCRAFT

A Division of Nucor Corporation



The Hewlett-Packard facility in Cupertino, California, the first of six to use the Vulcraft system.



The efficiency of Vulcraft's standardized column
sections speeds up steel erections and saves costs.



The versatility of designing with Vulcraft steel
joists and joist girders helps meet complex design
requirements like this unusual eight foot
interstitial floor space.



Vulcraft joists and joist girders can be designed
to easily accommodate all lighting, heating, air
conditioning, wiring, duct and pipe requirements.

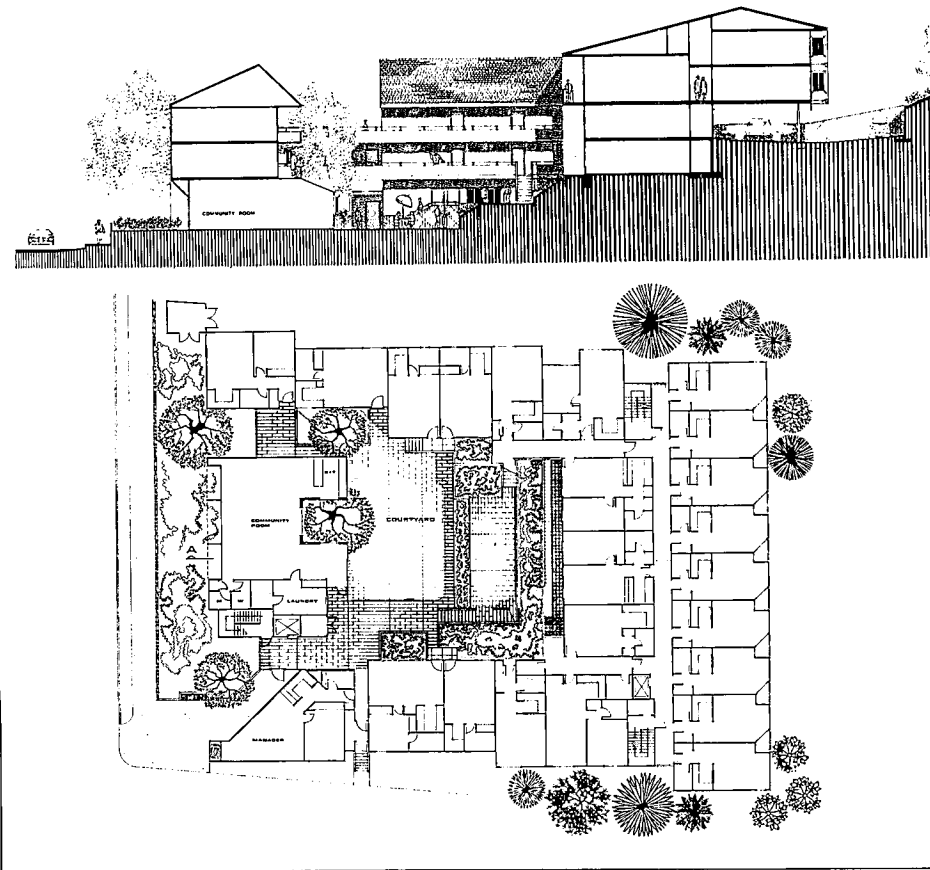
Circle 54 on inquiry card

Martinelli House

The site of Martinelli House is an 85-acre parcel located in the city of San Rafael, which is bounded on one side by a small-scale commercial street and on the other by an established residential neighborhood. The downtown shopping area of the city, located within walking distance of the project, provides tenants access to a full range or required goods and services including specialized centers of senior citizen activity.

The primary organizational concept of the project is the large open central courtyard which is the major focus of the living units. The majority of the 66 units—49 studios and 17 one-bedrooms—are accessible via a system of terraces and decks.

Access to the building is provided through a controlled main entrance, visually supervised from the manager's unit, and through a keyed door at the parking lot. Restricting the points of entry to the building to two doors is a feature designed to minimize uncontrolled or random access to the building, thereby addressing the tenants' potential concerns for security. Parking for residents is provided at the rear of the site, screening it from the view of all residents and neighbors and minimizing its functional intrusion into the building.



enter from three different entries, residents often drop in for short visits when they're in the vicinity carrying out chores (mail collection, laundry) or going about activities (gardening, sunning on patios). Thus, the courtyard, by acting as a functional, social and visible hub of activity, makes the community room an integral part of the project's daily life; there is a high amount of use as hub activities overlap and a social flow is created.

Finally, the outdoor circulation paths, which are part of the central courtyard activity hub, bring people into physical contact, visual and aural, as they surround and circulate into the hub.

The activity hub at Martinelli House is missing one important element: a physical and/or visual connection between the community room and the mail/entry area. Such a connection is needed for several reasons:

People want to see when the mailman or friends arrive without having to stand by the door or pop up and down at nearby benches.

Tenants prefer the option of dropping into the community room when there are people present whose company they enjoy. In order to see who is in the room, they must now come directly into the large, undivided space; this can cause embarrassment if a decision to depart is made. If there were a glass wall or a large window on the community room side bordering the entry/mail area, tenants could view arrivals, would have more information to decide about visiting the community room, and people sitting in the community room would have more passing activity to watch.

Finally, the location of activities in close

proximity to one another could be reinforced with furniture and amenities which enhance participation. Elderly people find benches with firm, high backs to be the most comfortable and easily used form of seating; the placement of benches or other seating on the patio with good views of all points on the hub would enhance the courtyard.

Finding: designers should take advantage of the natural rhythm of daily events

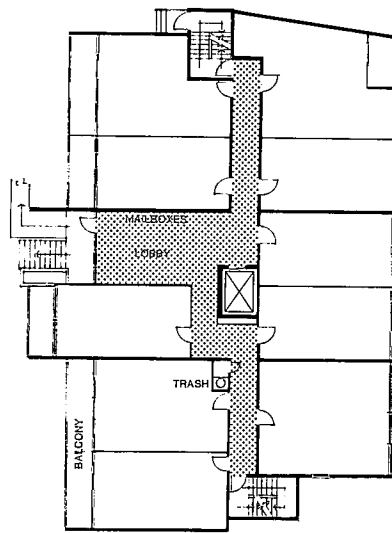
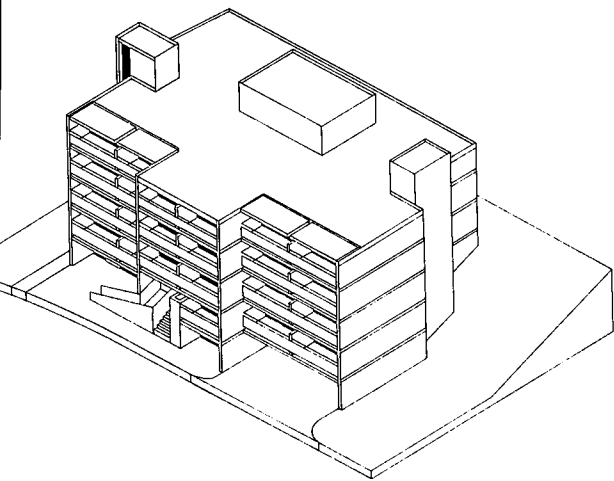
Projects A and B took a more static approach to grouping community activities. At Project A tenants enter the front door immediately from the street via a short ramp or stairway, and then find themselves in the lounge/mail area, near the elevator. The recreation room and laundry are located in the basement and are reached by elevators, while the outdoors space—a small, pleasant minipark—is reachable only by traveling out the front door and around to the back or through a basement side door.

At Project A, tenants have the most opportunities for unplanned encounters and casual chats while they are sitting in the entry floor lounge before or after mail arrival. They also have a relatively good view of the street from the lounge, and enjoy watching activity and waiting for arrivals while sitting together on the couch. Unfortunately, other community activities are separate and distinct from one another; tenants must make purposeful trips to sit in the recreation room, visit the outdoor sitting space, wait for/collect mail, or catch friends in the process of coming and going. The provision of a small, homey lounge within the mail area of Project A is, however, a successful idea and is enjoyed by tenants for a morning meeting spot.

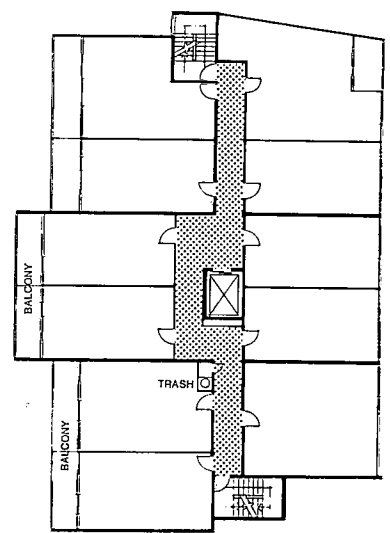
At Project B, community activities are better grouped, but are too far apart and lack enough space and/or amenities to give rise to a true "activity hub." Residents approach via a long walk—long for some of the older tenants—through a parking lot, over a bridge and up an inclined driveway which some feel is relatively steep. The outdoor area includes attractively landscaped grounds and a sunken minipark. One then uses an intercom security system to gain entry to the building. The entry is not really a full-scale lobby, but it does provide access to a good deal of activity: the driveway with its vehicular and pedestrian arrivals, the mail area with a small bench, the elevator, the lounge, and a corridor leading to the laundry. Many tenants gather or casually meet here for brief periods of social exchange at predictable times of day: mail time, lunch, and early morning/late afternoon arrivals and departures.

The entryway is quite small, considering all the activity that does, and potentially could occur there. Rather than being confined by the somewhat limited space and uncomfortable seating, residents often disperse to their apartments after passing through briefly. Had the entryway been somewhat larger, more attractively and comfortably furnished, and better integrated with the lounge (for sight-lines) and outdoor grounds (for immediate proximity of inviting seating) an activity hub might have resulted.

Study of the three projects suggests that designers should take advantage of the natural rhythm of daily events by providing space and facilities which enhance the social possibilities of these occasions. However, mere placement of activities near each other is not enough: there must also be careful attention



FIRST FLOOR PLAN



TYPICAL FLOOR PLAN
FLOORS 2,3,4

Project A

The site of Project A is an urban lot of approximately 14,000 square feet (.32 acre), bounded on the front by a mixed residential and service street leading to a small shopping area approximately two blocks away. One side of the site is bounded by small single-

family residences and thick vegetation, while the other side is occupied by a four-story apartment building. The rear of the site slopes steeply down to a small stream.

The basic layout of the building is a double-loaded corridor served by an elevator

core. Studios and some one-bedroom apartments open off the corridor, with apartments on the front and some on the rear having balconies. The exterior of the structure is a basic rectangle with parking and services underneath four apartment floors.

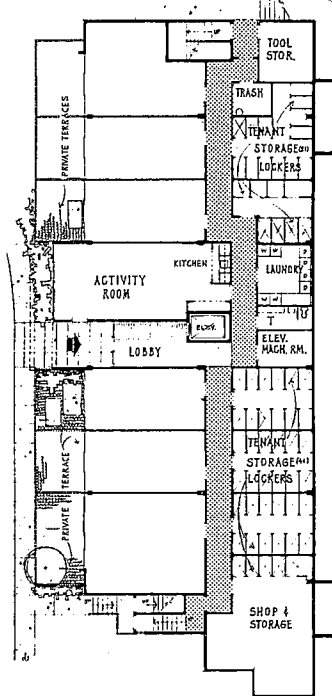
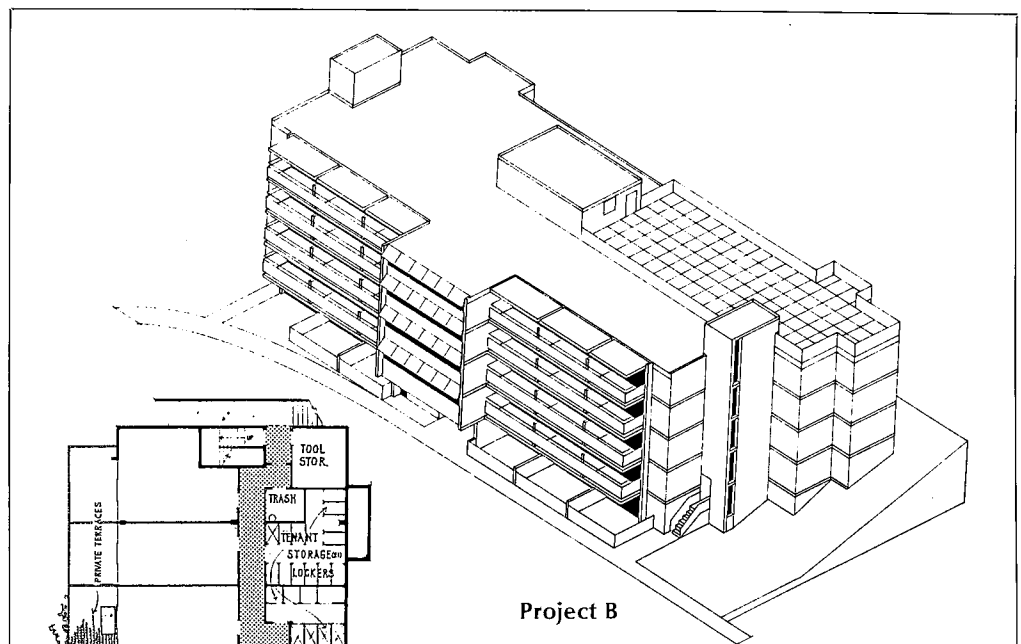
paid to spatial needs of regularly occurring events, the physical requirements of the elderly, and the design and furnishing of these areas.

Finding: circulation should provide options for exercise, and social exchange

Elderly people vary widely in physical capabilities and in their need for exercise; in fact, the same person's needs and abilities may vary from day to day. It is important, then, to offer the residents of an elderly housing project a choice of circulation routes and of different types of movement through their environments, so that they can move in accordance with their physical competence and desires. In addition, this variety of routes accommodates circulation needs throughout the year, recognizing seasonal variations in the weather. Projects A and B do not offer many such options. With the exception of fire stairs, there is only one possible route from the entryway to an individual apartment: door-to-elevator-to-double-loaded-corridor. As a result, tenants do not have variety in their movement patterns, nor are they presented the challenge of exercise that circulation paths may provide. Arriving at Martinelli House, you are confronted with several ways of reaching your home destination: if you live on the ground floor, your apartment is on the open courtyard, or just off it. If you live on an upper floor, you may choose a route taking you past terraces and open corridors—and perhaps people sunning or gardening—as you move from the front elevators to the rear elevators which go to the upper floors.

People used the elevators in combination with other routes and their individual use patterns varied from day to day. The

text continued on page 74



BASEMENT PLAN

Project B

Project B is located on a wooded interior lot surrounded by single- and multi-family residences and bounded by a stream which runs through the property. Access to the site is via an entrance drive which circles in front of the building and also contains a number of parking spaces. The distance from the street to the building is the length of two blocks, and is uphill leading toward the residence. The nearest shopping area is approximately two blocks away. A steep embankment, sloping uphill behind the building, is covered with brush and trees.

The building is a five-story structure with apartments on all levels. Apartments open onto a single double-loaded corridor and all apartments have balconies.

Now you can specify as well-engineered The Cummins

Now, for the first time, you can install a gen set completely engineered by Cummins as an integral package. Read how this new generator design can make your job easier from initial spec to startup.

Until now, specifying a generator set usually required a lot of make-work on your part. Finding the most reliable diesel for the job. Matching the proper size power generator to it. Specifying an assortment of components. Then hoping it will all go together with some semblance of order.

Cummins recognized the problem. Then threw out this creative challenge to the engineering department: Find a better way.

An open door to design

This presented an unusual opportunity: to start from the ground up with a whole new design. There were no restraints. No limitations of modifying existing design.

As a result, the new Cummins generators have an extraordinary array of features never before combined in a single package from Cummins.

You will have to examine a Cummins generator a feature at a time to appreciate these engineering achievements.

Look at something simple, such as the ventilating fan. Some competitive models offer *assemblies*, with weldments or rivets that can fatigue and fail. But our engineers reasoned "why not create a single piece *cast aluminum* fan?" This new fan is now more efficient, with an adjustment-free cast outer ring for positive blade support at operating speed.

Premium insulation

When you're starting from scratch, why not use only the *best* materials in a new design. You will find this philosophy throughout the Cummins generator. Take the insulation we use. The stator undergoes five different dip and bake cycles of top-quality, non-hygroscopic varnish, followed by an additional coating of epoxy for moisture and abrasion resistance.

The rotor is layer wound with thermo-setting epoxy between each layer. A final *additional* coating of epoxy is applied over the whole assembly. And a small but significant point. NEMA Class F or better materials are used *throughout*.

Designed for maintenance

Much of your success as a specifier is reflected in the performance of the product from your client's point of view. So why not recommend an installation *designed* around easy maintenance.

With the conduit box on every new Cummins generator, not only is load entry possible from five of the six planes for simplified installation, but the entire front is removable in one piece—the entire louver assembly comes off as a unit. One competitor requires you to remove *seven* different pieces.

And here's a big feature—the entire exciter stator and rotor assembly are located inside the *conduit box*, outboard of the bearing. That means fast and *inexpensive* maintenance.

Standby or prime

Cummins generator sets are available in 56 different sizes and ratings. They range from 105 kw up to 1,000 kw, with a variation to suit almost any application. They are equally at home as prime power units, or in standby power applications. They are available either as 50 hertz units, or 60 hertz units. They are also available in a wide range of specialized high voltage configurations.

Too much to list

We have only told part of the story here. There are many more exciting and beneficial features you will want to know about:

Our vertically mounted voltage regulator that seals out dust and humidity.

Rotating rectifiers *also* mounted in the conduit box for easy access.

Unirotor™ construction with integral die-cast amortisseur winding and coil supports.

A minimum B-10 bearing design life of 40,000 hours!

And much, much more.

a generator set as a Cummins diesel generator set.

Cummins is the world's *largest* independent manufacturer of diesel engines. The solid engineering that goes into Cummins diesels has been proven in gen set applications around the world. Now you can have this same high quality in a total, factory-assembled package with genuine Cummins components throughout.

Interested in the full story? Fill in the coupon and we will send you detailed specification sheets and a FREE booklet entitled *Diesel Electric Generator Sets* (Bulletin 3382106).

Mail to: Generator Set Systems—40642
Industrial Division
Cummins Engine Company, Inc.
1000 5th Street
Columbus, Indiana 47201

Circle 55 on inquiry card



©1979 Cummins Engine Company, Inc.

Yes, I would like detailed specification sheets and your FREE booklet: *Diesel Electric Generator Sets* (Bulletin 3382106). AR


Name _____ Title _____

Phone _____

Firm Name _____

Address _____

City _____ State _____ Zip _____



second-floor corridor was most heavily used since it served people on that floor; people passing through to take the rear elevator to floors three through five; and people walking up/down the two sets of stairs from the patio. Tenants used the corridors for exercise on occasion: one man was seen in jogging shoes, running around the second floor corridor. The circulation system includes the upper level patio, which some people used to extend their walking spaces, and the indoor fourth and fifth floor corridors used by residents of these floors only (as contrasted with project-wide use of the outdoor corridors).

A common use of the corridors is as an extension of personal space and a means of displaying gardening skills: plants in tubs, on tables or stands, some creeping up walls, line the second and third floor corridors and their railings. The width of the outdoor corridors, the strategic placement of sitting terraces along the circulation system, and the extensive natural light have contributed to the secondary uses of the corridors.

Although the corridors of the fourth and fifth floors function somewhat differently in that they are used by residents of each floor, they too have many of the residents' personal touches: plant stands, antiques, old trunks, and paintings fill the halls, particularly near windows. These corridors have views of mountains and receive bright light through windows located at either end which create an outdoor-indoor effect lacking in typical artificially lit, double-loaded corridors. Undoubtedly, these bright areas at the ends of the corridors first attracted tenants to display and grow their plants. From this practice came the idea of placing personal belongings outside the units in the corridor space, thus creating additional common space. The choice of high-quality carpets, attractive woods for handrails, and a light color for the walls also contributed to an inviting ambience. What was designed as a circulation path has become a living space.

Residents expressed the opinion that the internal circulation system is safer than in other buildings where there are many entrances and surrounding pathways. By directing all access, except tenant parking (even taxis must wait on the street), through the front door and, subsequently, through an interior courtyard/open corridor system, the design provides tenants with many opportunities to function as their own security system. Residents said they felt completely comfortable with their "Dutch doors" open during the day since they knew that strangers would easily be spotted and questioned, if necessary, by tenants in and around the courtyard. The fact that many people pass by a given individual's open Dutch door during the course of the day provides an additional sense of personal security to tenants on the open corridors. In addition, if they became sick or were just lonely, the chance of contact with a passer-by has been enhanced by this design feature.

The corridors are of ample width for current uses and users, as are the elevators. The size of these areas—five-foot-wide corri-

dors—is established by current standards for elderly housing. However, project management and residents have voiced some concern regarding their future adequacy when the current residents are older and may use wheelchairs, walkers or other devices. In addition, the necessity for all tenants to use at least short stretches of outdoor circulation space to reach apartments or elevators means exposure to wind and damp during the Bay Area's rainy season. Also, it is not known to what degree the open circulation system reduces desired levels of privacy for individuals on the open courtyard, and whether increased social contacts for these tenants compensates for the increased noise and visual intrusion they experience.

Projects A and B link their interior spaces and activities primarily with lobby-oriented elevators and with double-loaded corridors. Outdoor spaces are external to both projects. At Project A there are no front grounds and no visible circulation links to the rear minipark; minipark users may reach it by exiting through the front of the building or a basement side door and then walking through the sheltered garage/driveway to the back. At Project B, a visitor approaches the building via a small sidestreet, passes through the parking lot, walks over a small bridge, and up the circular driveway to the front door. Extensive grounds, which include a sunken minipark, are located on both sides of the driveway.

At Projects A and B, the circulation systems do not bring tenants in contact with each other unless they meet by chance in the elevator or in the corridors on the various floors. Activity areas which adjoin one another are not specifically linked by the circulation system, but are simply located in proximity. Hence, the circulation system per se does not lead to flow or spillover between activity spaces, as it does at Martinelli House. And finally, a circulation system in which tenants must take one route to a lounge and another to a minipark may mean that they have to make several trips to reach activities/spaces, which are reached at Martinelli on one route/trip. Hence, the circulation system may lead to less use of well-designed, but inconveniently situated, spaces.

Residents at Projects A and B have not personalized their interior corridors although management has placed furniture in alcoves near the elevators in Project B. Tenants apparently do not regard these areas as opportunities for personal expression or territorial expansion as they do at Martinelli House. Primarily, this is because these areas are artificially lit and will not support plant life. Additionally, the corridors are not inviting because of the darkly colored walls and paintings which have been provided by the management. The initiative for individual decoration has been discouraged in these settings.

There are some potential advantages to these traditional circulation systems. First, there seems to be a high degree of corridor/floor spirit with a "buddy system" between tenants for security/health reasons.

Neighboring is more corridor-confined and less project-wide and perhaps it is more intimate and intense than it is at Martinelli House. There is also more individual privacy on the interior corridors at Projects A and B, and some tenants may value this highly.


Finding: 8 factors influence use of outdoor spaces by the elderly

An inviting place in the sun—or the shade on hot days—is particularly appreciated in California where the weather is mild much of the year. Often, elderly housing projects are located in neighborhoods or communities where there are miniparks, pathways and gardens. Some elderly people enjoy a short walk or bus ride to a setting away from their home environment, but most spend a good deal of time at home and prefer to relax outdoors in a place where they feel safe and among friends. Many elderly housing projects are located on small sites with little open space. It is, therefore, most important that outdoor spaces be well-designed and conveniently located at such projects to maximize their potential benefit to residents.

Based on research at the three housing projects, and extensive readings in the fields of gerontology and open space design, approximately eight key factors have been identified which appear to influence the extent to which the elderly use and enjoy outdoor spaces: 1) Options/variety in types of spaces, their potential uses, their location, and degree of shelter afforded; 2) Proximity to main circulation routes and to common activity spaces; 3) Contact with visual/aural pleasures of the natural world; 4) Variety of tenant exercise and recreational activities; 5) Opportunities for personalization and territorial expansion; 6) Security and freedom from intrusion of outsiders; 7) Location within hearing/sight of other tenants; and 8) Accessibility to individual apartments.

Tenants at Martinelli House who have access to private areas indicated that they appreciate the chance to sit alone and to personalize these spaces with tables, chairs and household items. Uses of the outdoor spaces for sitting and relaxation were primarily influenced by climatic conditions: when the sun was directly on the balconies and patios, tenants did not use them because of their eyes and skin being sensitive to extremes of heat and brightness. When these private spaces were cool/cold in late afternoon, they were not used for similar reasons. These private spaces were also used to accommodate the placement of some personal objects, and household tasks such as shaking out dustmops were also performed on them.

The ground floor patio (photo) is most frequently used during the afternoon when people return from shopping or community activities. Residents often check for mail, rest packages on the patio tables, obtain a cup of coffee from the the common room, and sit talking with friends. The patio also is occupied before and immediately after the mail arrives. The success of the patio is due to its central location at an activity hub or "cross-roads" and the sheltered and functional



space afforded by its tables and umbrellas. More variety in seating options, and perhaps additional shaded areas to use on hot mornings might lead to increased patio use.

The upper-level patio is primarily used as a resting point between the two short flights of stairs from the first to the second floor, but as the residents have begun to add plants, people are strolling by to look at them. This level is quite brightly illuminated throughout the day and probably wouldn't be used for sitting/socializing unless shelter were provided. Since a diversity of concrete patios and terraces is provided throughout the project, the upper-level patio might draw more users if it offered a visual contrast to the rest of the building or an opportunity for activity not occurring elsewhere.

The various terraces and patios on the second and third floors have not been used exactly as the architects had anticipated. Those which are located between two apartments (rather than on the "neutral" courtyard side of the corridor) or in front of an apartment have not been used as common spaces. Because of their placement, those residents living adjacent to the space have highly personalized them with lawn furniture, plants and other personal possessions. One resident spoke of this area as "my deck" and how other residents were "invited" to visit there on special occasions.

Finding: variety should be provided in open spaces, including private areas

When considered as a system, Martinelli House's open spaces offer variety in the types of settings they provide and in their location. However, in light of the desire of many residents for access to quiet, private places, it is recommended that future designs include more private or semi-private secluded spaces. These could be provided by eliminating some of the numerous terraces and the upper level patio. There are some kinds of

activities/spaces that are not provided, including: 1) Recreational facilities or more active "doing" spaces; 2) Focal points to observe such as fountains or bird feeders; 3) An area designated for more ambitious gardening; and 4) A garden-like setting with trees to stroll through.

Both Projects A and B have provided some outdoor spaces, although their variety is more limited than at Martinelli House. Both Projects A and B have private balconies, which are attached directly to apartment units. Tenants use these balconies primarily for gardening and occasionally for observing the busy street life. Residents were rarely observed sitting on the balconies and this may be due to the extremities of heat/cold and lack of privacy. Tenants do, however, place a high value on balconies; one resident related, "I couldn't stand to live in an apartment without one; I'd feel all cooped up." An unfortunate design aspect of some balconies, however is that they are accessible to intruders equipped with ladders. One problem does appear to be common in all projects with private balconies/outdoor spaces. When some residents have such spaces and others do not, there may be some degree of jealousy unless those apartments without the spaces offer some additional amenities such as a sleeping alcove, a sit-in kitchen or a superior view.

The common outdoor spaces at Projects A and B potentially lend themselves to varied types of use, particularly the extensive and attractively landscaped grounds at Project B. They are not, however, being extensively used, due to their location away from activities/circulation routes and due to limited facilities/amenities, aside from a few benches. When residents were asked what value the outdoor spaces had for them, there was general agreement that the opportunity to see trees, flowers, and animal life was a special pleasure; contact with the natural world was gained by walking through the grounds or observing the park from the units.

At Project A the minipark is not directly connected to the main building by any circulation path, and its only connection to an activity space is its adjacency to a small parking lot—and this proximity may actually reduce its use. At Project B the landscaped grounds are connected to the pedestrian/auto approach routes, but the designated seating areas are not linked to pedestrian circulation paths and are clearly separated from activity hub spaces.

Martinelli House does not offer an opportunity for a variety of tenant exercise experiences, but its open corridor system does provide a chance for frequent walking as part of the everyday routine. Project A provides the least opportunity for exercise—only a short walk to the minipark. Project B provides, and virtually requires, the most physical effort since many tenants walk to and from the nearby shopping area on an almost daily basis. It, too, fails to provide a variety of exercise options for people of different levels of physical competency. The

extent of the grounds, the steep slope of the driveway, and the location of the park down a flight of stairs may, in fact, be too much physical exertion for some of the older tenants and discourage their use of the outdoors.

Unlike Martinelli House's public display of tenant plants and decorations, Projects A and B offer opportunities for personalizing space only on private balconies and patios. This, then, partially explains the high premium placed on having such spaces, and the jealousy felt by those who do not. Rooftop common open spaces do not seem to answer this need; tenants at Project B who have such a space rarely use it because it is windy and remote.

The interior courtyard system at Martinelli House is designed for maximum security without the psychological intrusion of high fences and obvious barriers between it and the surrounding neighborhood. At Project A, there is a possibility for outsiders to enter the minipark from either the street or by climbing down a gully at the rear. The project's orientation toward a busy street does provide visual exposure to all passers-by in addition to the surveillance provided by project residents; hence security is only a minor factor in the under-utilization of its outdoor space. At Project B, however, the potential level of visual supervision is limited because the grounds are open on many sides to penetration by pedestrians, cars, bicycle riders and children on skate boards. Elderly people not only worry about personal safety, but are easily annoyed by random intrusions and the boisterous behavior of young people. Since the means to control the access of the outside world to portions of the project have not been provided, both a security and a privacy problem have been created.

Martinelli House's interior courtyard approach is not the only solution to security issues, though it is a successful one. Project A might have included a partially walled outdoor terrace directly off the lounge, or could have divided the building into two low-rise elements, facing each other on either side of the creek. Whatever approach, designers should carefully study the traditional neighborhood use of a project's grounds before they plan its open spaces and should be aware of the opportunities for intrusion that specific elements of their design may create.

Finding: management attitudes, location are keys to success of a community room

The function of a community room has often gone unquestioned by designers of elderly housing. It has been assumed that elderly people have a good deal of free time, and that they enjoy a place to gather. Most designs for seniors' housing, therefore, have included such a space, calling it a "community room," "lounge" or "recreation room." This study found somewhat less use of community rooms than might have been expected, particularly in the evenings. Discussions with the tenants and project managers brought out some of the possible reasons.

Elderly tenants participate in local community groups and activities. When they return home after a day or afternoon out, they are often looking forward to the privacy of their individual apartments, rather than to more social contact. Once the "public" self has been put aside, tenants do not like to go down to the lounge unless there is a particular event or occasion of interest.

Tenants and management prefer not to have a television in the community room because it disrupts other activities and may lead to disagreement over program choice. However, tenants do spend a large proportion of their in-project time watching television and this can only be done in individual apartments.

These constraints and problems notwithstanding, community rooms or lounges are seen as an integral part of the activity system in an elderly housing project. Since not all tenants are interested in either casual socializing or planned community events, there are some locational, design and management factors which appear to contribute to the success of community rooms:

Location close to, but not necessarily on, circulation routes and activity hubs.

Provision of furniture which is comfortable (but not soft), home-like and functional (tables for cards, coffee, and packages), and facilities for making coffee/tea and cooking for special occasions.

Opportunities to enjoy views of nature, day-to-day activities, and streetlife. Lounges should be located "where the action is," giving tenants a "window on the world."

Management's attitude toward community room use, including discouragement/encouragement of daytime/evening drop-in use; planning of events such as pot-luck suppers, Thanksgiving dinners, bingo night, slide shows, etc., and the manager's presence in and use of the lounge.

Variety in lounges/recreation rooms: there might be a small area for reading and quiet conversations, a larger, more general purpose space for social mingling; and a workspace for crafts.

As mentioned previously, the community room at Martinelli House is located off of the central courtyard and can be entered on three sides. It is a large, spacious, brightly-lit room with furnishings which are of living-room quality. There is a roomy kitchen area to the rear of the room with ample space for cooking and warming food. It is sometimes used by various churches and charities for meetings and events unrelated to Martinelli House. These uses are supported by tenants except when use by outsiders is constant and, therefore, disruptive.

Project A has a recreation room located in its basement adjoining the laundry room. The room is located partially below-grade and as a result it is poorly lit and offers no views of street life. Linoleum floors, the prominence of a card table and the basement location give it a "rumpus room" feeling, and its primary use has come to be for games, monthly slide shows and holiday parties. Use of the room on special occasions only is in

contrast to the daily, drop-in casual socializing found in the community room at Martinelli House. The under-utilization of this room at Project A is primarily due to its remote location away from almost all other project activities, entrances, and circulation routes. Management policies such as not making coffee available, keeping lights off and clearing the room after scheduled events have led to the impression that casual lingering and spontaneous use are not appropriate.

The lounge at Project B is better located than the lounge at Project A in that it is, like Martinelli House, visually and physically connected with the entry/elevator/mail area. Thus, opportunities for unplanned visits to the room are greatly increased. The furniture, while not particularly attractive, is functional and comfortable and a window at one end permits a view of the landscaped grounds.

In spite of the central location of the lounge and adequate furnishings, it is not well utilized in terms of the number of users and types of uses. A core group of from approximately four to six women gather here regularly each day, and about 20 per cent of the residents attend regularly scheduled bingo games, tenant meetings and birthday parties. Although management has not provided coffee or other attractions as at Martinelli House, tenants are encouraged to use the room as they desire. Possibly, the under-use is due to the age of the project's tenants who, generally speaking, are somewhat older than those at Martinelli House.

Additional design issues: apartment layout, changing tenant profile

There are some issues which have not been explored during the course of this study, but which are relevant to the general topic of the design of housing for the elderly. The first such area is the design of individual apartments. Little time was spent talking about private spaces, yet certain issues were raised at all three projects with some insistence. The first such issue emerges from the fact that approximately 80 per cent of the residents of these projects are women, and that women of this age group are about four inches shorter than young women today. For this reason, kitchen shelves, cabinets, stoves, and various bathroom fixtures should be placed with both this height factor and with the physical limitations (back problems in stooping, etc.) of older women in mind. Second, many people come to elderly housing projects from single-family homes or from one- or two-bedroom apartments. Although they are good-natured about their reduced space, attention should be given to creating some spatial differentiation in studio apartments between living room/social areas and sleeping space/private areas. Some residents felt this would be especially desirable if they were sick or simply in need of a psychological change within their private living space. A sliding door or movable screen device in conjunction with additional square footage, if possible, would serve this purpose. Third, although people moving to seniors projects are prepared to reduce the amount of furni-


ture and belongings they have, there is a need to bring enough of their former lives with them to feel emotionally whole. Therefore, some storage space in addition to one clothes closet would be highly valued. Finally, there was expressed a need to strike a balance between apartments which are acoustically sealed-off and where no sound from neighbors intrudes—since this does not permit informal monitoring of a neighbor's well-being—and apartments where noise is a constant irritant.

The importance of the manager in creating an ambience of friendly and open living cannot be over-emphasized. If the basic concept and the site plan/design features of a project are deficient in important ways, then even an enthusiastic manager would be unable to generate community spirit. Some locational drawbacks such as the community room and minipark at Project A, for example, present major limitations. When lifestyles and special physical needs of the elderly have been considered in the design of a housing project, a proportion of the successful utilization of the various facilities and common spaces can often be credited to the policies and personality of the manager. In the course of the interviews with tenants at all three projects, typically someone would reply to the question of what they liked best about life at the project, "Oh, the best thing is how wonderful a person the manager is; she's just terrific and really cares about us!"

Finally, there is the sensitive issue of what happens as tenants get older. There are three kinds of changes that can affect the use and enjoyment of seniors' projects: 1) Physical and emotional changes that happen when tenants move into their eighties; 2) Changes in the original tenant group as residents move for health or other reasons and are replaced by new tenants, who might differ from them in ways not anticipated by the designers; and 3) Changes in the surrounding neighborhood (the kinds of stores, the price range of their goods, the number and types of social programs for seniors, etc.) which may make tenants more or less dependent on in-project services and social programs.

Designers have been most concerned with issues relating to the changes in physical capacities as tenants age and what this may suggest in terms of individual apartment, corridor-circulation system and common rooms' designs to accommodate wheelchairs and other devices. These are important questions, as is the whole issue of whether projects such as Martinelli House and Projects A and B should be designed for maximum flexibility or whether tenants whose abilities to care for themselves diminish appreciably should be required to move to a setting requiring less independence. There are, however, many other kinds of subtle changes that may occur even for a relatively healthy group of tenants as they lose friends in the project through death and relocation, and as they themselves become older. Designers need to consider broad issues of change in lifestyle and physical needs when planning housing for the elderly.

Versacor multi-layer protection. Because the beauty you depend on now may not be enough.



As corrosive factors in the environment continue to intensify, many simple paint finishes—even finishes that now seem adequate—may not be able to take the punishment.

A better kind of beauty.

That's why Robertson developed Versacor—a new multi-layer protective system for metal walls and roofs. Versacor's beauty is tough enough to handle even the most aggressive building environments. And that's just as important for commercial and institutional buildings as it is for industrial structures, because the more your building is going to be seen, the more it needs to retain its original appearance.

Beauty that can handle acid rain.

In addition to the damaging effects of sun and weather, the contemporary environment poses a new and growing problem: acid rain.

Normal rain water, combined with pollutants in the air, now carries the effects of harsh environments hundreds of miles from their source—no building site is immune.

Beauty that's proven in the field—and in independent tests.

Already, Versacor has proved itself in a full decade of applications throughout Scandinavia, where rain has been recorded at 50 times normal acidity. Moreover, Versacor has demonstrated its superiority to other finishes in a battery of independent tests.*

Beautiful freedom in design.

Versacor's striking profiles,

flatwall panels, and unlimited range of colors let you design the building you want—at a cost your clients will appreciate. And Versacor looks even better when you consider life-cycle economies.

For additional information and independent test results, write: H. H. Robertson Company, Dept. A-9, 400 Holiday Drive, Pittsburgh, PA 15220.

You'll find that Versacor truly is a better kind of beauty.

*Standard ASTM, EMMAQUA, and Kesternich tests—designed to measure fading, chalking, salt fog damage and moisture penetration—were conducted by the Pittsburgh Testing Laboratory, Carnegie-Mellon University and Desert Sunshine Exposure Tests, Inc.

The Robertson projects shown here were completed before Versacor's introduction in America. They would look identical if finished in Versacor.



Above: San Mateo County Social Services Building, Palo Alto, CA
James W. Foug & Associates, Architect.

Left: Academic facility for Rush University at Rush-Presbyterian-St. Luke's Medical Center in Chicago, Illinois. Architects-Engineers: Metz, Train, Olson & Youngren, Inc.

VERSACOR®

Robertson

Interstitial steel frame helps hospital achieve optimum space flexibility...

costs 20% less than competitive framing systems considered.

How do you design a full-range, 404-bed health care center, integrate it with a medical teaching curriculum, and blend it architecturally into the surrounding retail community? That was the problem facing the designers of Thomas Jefferson University's new Clinical Teaching Hospital, Philadelphia, Pa. The solution: A ten-story, steel-

frame building arranged around horizontal and vertical circulation spines. The spines run from the basement to the penthouse and east-west through the center of the building. The conventionally framed portion of the structure is located north of two large 56-ft x 120-ft skylighted courtyards. This portion, fed vertically from the mechanical penthouse, contains all bedrooms and physicians' offices.

The interstitial section extends the length of the site on the south side of the spine. Odd-numbered floors contain diagnostic and therapeutic facilities; even-numbered floors include interstitial space framed with steel trusses 84 ft 5 in. long. The interstitial spaces house mechanical services for the intervening floors and are flanked by additional spaces for physicians' offices.



Economy points to steel

"Steel was the outright winner in cost savings against other structural systems," reports Charles C. Ang, chief structural engineer, D'Ambly, Inc., consulting engineers. "Considering material costs, fabrication, erection, and engineering time, we estimated that steel could save between 15 to 20 percent over other framing systems on this project." Beyond this several other reasons for selecting steel were cited:

(1) "Rapid erection of the structural frame was critical to the building's fast-track construction schedule.

(2) "The program requirement for flexible space arrangement on the ancillary floors involved long, clear spans suitable only for steel trusses.

(3) "Longer than average spans and minimal ceiling cavity space required that deflection control be achieved with minimum-depth members. This was dictated by the mechanical services required in the patient care and physicians' offices."

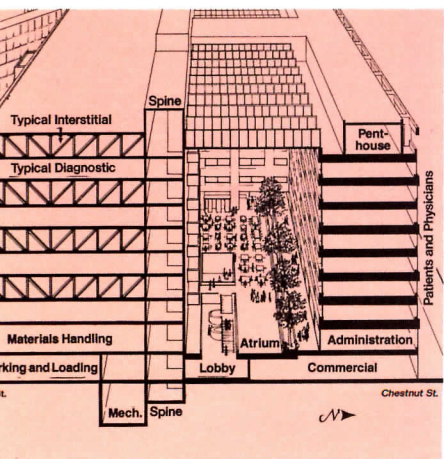
Story-high trusses

Much of the steel frame is conventionally designed using steel columns, beams, and girders with

spandrel trusses supporting the architectural curtain wall.

The interstitial service area utilizes story-high trusses which support a 3-in. composite steel floor deck topped with 2½ in. of concrete. An inverted cellular steel floor deck is installed in the interstitial areas.

Our Sales Engineers offer a broad variety of technical and advisory services. They'll be happy to give you the details. For more information, get in touch with a Bethlehem Sales Engineer through one of the Bethlehem sales offices listed below. Bethlehem Steel Corporation, Bethlehem, PA 18016.



(ABOVE CENTER) The 750,000-sq-ft Clinical Teaching Facility is essentially a series of smaller, administratively autonomous hospitals stacked vertically within one building.

(ABOVE LEFT) All ductwork, plumbing, electrical distribution, and large pieces of equipment are arranged within the interstitial spaces to permit future revisions to rooms without disrupting adjacent spaces.

(LEFT) A building-high atrium separates the patient care areas from the diagnostic and treatment areas. A dining area, located on the deck of the atrium, serves visitors, students, and staff. Glass-enclosed elevator lobbies overlook the center court.

(ABOVE RIGHT) A steel-framed bridge, utilizing curved beams to accommodate differences in floor levels, connects the new building with the existing hospital.

Cross-sectional view shows how patient rooms are separated from diagnostic areas by a building-high atrium.

Owners: Thomas Jefferson University, Philadelphia, Pa.

Architect: H2/L2 Architects/Planners, Philadelphia, Pa.

Consulting Engineers: D'Ambly Inc., Philadelphia, Pa.

Prime Contractor for Structural Steel: Lehigh Structural Steel Co., Allentown, Pa.

Sub-Contractor for Erection: Cornell & Company, Philadelphia, Pa.

General Contractor: Hospital Constructors, A Joint Venture of R. M. Shoemaker Co. and Irwin & Leighton, Inc., Philadelphia, Pa.

depend
on
Bethlehem



Give us a call:

Atlanta (404) 522-4918
 Baltimore (301) 685-5700
 Boston (617) 267-2111
 Buffalo (716) 856-2400
 Chicago (312) 664-5422
 Cincinnati (513) 381-6440
 Cleveland (216) 696-1881
 Detroit (313) 336-5500
 Houston (713) 659-8060
 Los Angeles (213) 726-0611
 Milwaukee (414) 272-0835
 New York (212) 688-5522
 W. Orange (201) 736-9770
 Philadelphia (215) 561-1100
 Pittsburgh (412) 281-5900
 St. Louis (314) 726-4500
 San Francisco (415) 393-4800
 Seattle (206) 285-2200



KAWNEER SEALAIR® WEATHERING SYSTEM.

For all those times when a door is a wall.

Of course, a door is meant to open and close. And during the operation, energy efficiency is a total loss. But, for more than half of its life a door is really a wall. Therefore, it should weather like a wall.

Unfortunately, during those times the only thing most doors let in is . . . air. The conventional pile weathering found on most entrances is so inefficient that air infiltrates it at a rate equivalent to cutting a 2" x 4" hole in the glass.**

Sealair Weathering System shuts the door on air infiltration.

Sealair Weathering for Kawneer Entrances is an advanced system of weathering components which tightly seal a door's perimeter to create a positive air infiltration barrier. The result is a reduction in air infiltration of as much as 86% when compared to conventional pile weathering. This revolutionary system is now standard on all Kawneer 190 (narrow), 350 (medium) and 500 (wide) stile entrances.

These are the same aluminum entrances which are specified more often than any other entrance system.

No printed page can tell everything you'll want to know about all the benefits of this new entrance weathering system. So, for more information about Kawneer entrances with the Sealair Weathering System, please contact your Kawneer sales representative or write: Kawneer Company, Dept. C, 1105 N. Front Street, Niles, MI 49120. (616) 683-0200.

 **Kawneer**
The designer's element
Circle 62 on inquiry card

Sealair Weathering System is covered by U.S. Patent: 4,157,634

**Independent tests at 6.24 PSF—or equivalent to 50 mph wind.

Certified test reports available on request.

A SECTION THROUGH THE THINKING OF GWATHMEY SIEGEL ARCHITECTS



Otto Baitz

Up on the seventh floor of Carnegie Hall, out of the old elevator, one comes upon a smudged-up wall, a door, and (next to the door) the faded, flaking outline of what used to be raised letters reading: Gwathmey Siegel Architects.

Knowing that one of the toughest, most sensitive teams in the field is working in there, one sort of wonders where the letters went, but in any case, the scruffiness of it all, giving way to offices in which even the clutter is immaculate, is an aptly played-down introduction to Charles Gwathmey and Robert Siegel who, while standing for style in its most polished, permanent sense, do not stand on ceremony.

Gwathmey—first in practice with Richard Henderson (from 1966), then with both Henderson and his high school chum Siegel very briefly, and finally with Siegel alone (from 1969)—was one of the “New York Five.” The other four were Peter Eisenman, Michael Graves, John Hejduk, and Richard Meier. This group was proof, after one of Andy Warhol’s quips, that in the future every architectural movement will be famous for five minutes.

Yet when *Five Architects* (that book!) was brought out in 1973, several town criers of the profession yelled out, across the land, that a “school” had formed, which it had not, since all the “school” had in common, other than a syntactical crush on the early Corbusian *oeuvre*, was axonometrics to grind.

“Let’s put away the Five,” says Gwathmey, glowering.

Well enough. But the three buildings we are here to discuss, while taking a section through the thinking of Gwathmey and Siegel themselves, also afford a useful perspective on architectural thinking generally over the last few years—years that have seen diversity of style described as the new revolution, years that have seen the lamps of history relit, and years that have seen that good old modern architecture wandering in and out of our lines of sight like a gregarious wraith, wanting to be of some assistance.

Here are the three buildings we are here to discuss: a large, complex headquarters in New Jersey for Thomas & Betts (above, overleaf); a dune house on Long Island (page 96); and the dormitory and dining hall of the New York State College at Purchase (page 100). The headquarters and the house are new; the buildings at Purchase were completed in 1972.

There is an all-around facility at work here, at many levels of function and scale, along with a respect for materials and for the ways materials are put together. These architects obviously like to *build*. They do not carry their intellectuality as conspicuously as some of the other architects they have been identified with, but then it must be said that some of those do not seem quite as convinced that *building* is one of the two, three, or four most important things about

the art of architecture—from the semiotic seminarians, with their Jesuit rigor, who behave as though a building should not be built at all unless it is an uncompromised fulfillment of its own theoretical terms, to those who, sacking the Renaissance for clues to stylistic diversity, have incited a mob of screaming Borromini’s.

Whether the Corbusian *oeuvre* is one’s cup of tea or not, Gwathmey and Siegel, of all those who have acknowledged they have a crush on it, have demonstrated the most consistent understanding of the technical and environmental circumstances of architecture. Thinking and doing are on an equal footing. They are totally convinced of what they are doing, but they are also questioning—pushing and pulling at the boundaries of what they have done, dicing Corb’s cubes in many directions, and on as important a level, the cubes of old New England as well. They are not precious. They risk their antecedents (and themselves) amidst the practical facts and rigorous physicality of the world. The buildings generally—the ones here—did not “want” to be concrete or stucco, instead of granite-aggregate panels (the headquarters), cedar (the dune house), or brick (the dormitory and dining hall at Purchase). The larger-scale buildings did not “want” to be jacked-up versions of smaller-scale obeisance to the Villa Savoye or the Villa Stein.

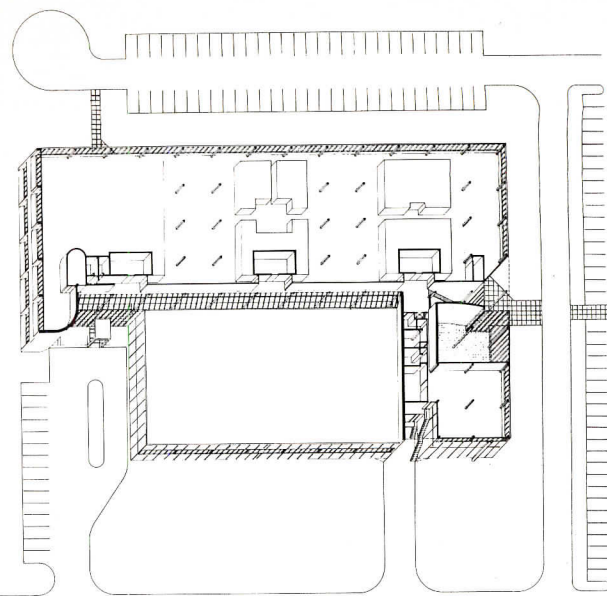
“What worries me about architecture today is that so *much* is so temporary.”

Gwathmey is unconsciously thumping his fingers on a book about Palladio; a sheaf of drawings of a house for developer Gerald D. Hines is next to it. "The history of architecture isn't about that! The history of architecture is about a lintel being a lintel, and about material and form being inherent to each other. Now a lintel is often a cardboard-thin image of a lintel; now material and form often mock each other; now you're back to pattern books, to pictorial representation. I try to be possessionless in that I stay away from ideas that are so strict and abstract that unless they're built full-blown they must lose. To be possessionless, you purge yourself recurrently; you negotiate with yourself; you keep working out, hoping you'll always be able to feel the ache of muscles you didn't know you had. And you damned well better put yourself in the company of a partner like Bob Siegel—it was the High School of Music and Art, in New York City, where we met—who will be a real critic, someone who'll tell you you're full of. . .well, you know: keep you from getting the wrong kinds of possessions."

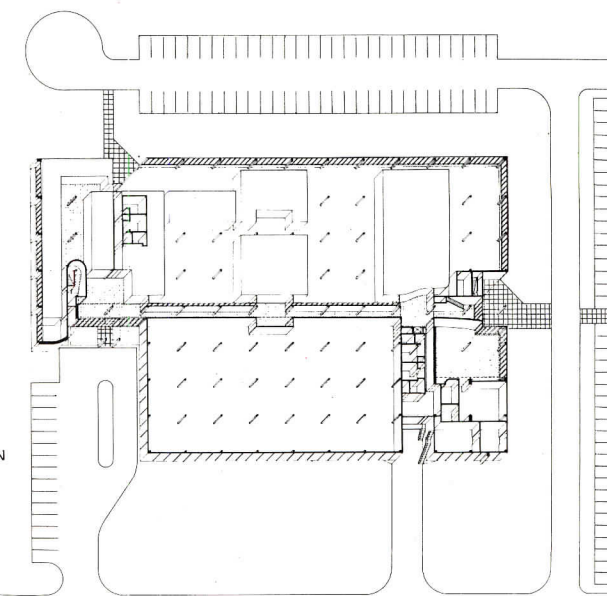
While Corb is obviously a major reference for Gwathmey and Siegel, it is such a renegotiated inspiration. "Corb still works for me," says Gwathmey. "That perception of space, the richness of the intersections, the clarity and the complexity, the articulation that is systematic but never stultifying, and that is never whimsical and yet has romance. Furthermore, though it is not so outwardly evident, Wright works for me. Corb and Wright. Both of them understood *section*; both of them understood incidence, horizontally and vertically; both of them understood physical and sensory movement as a material consideration. With Wright, for example: You take Unity Temple, the Robie House, the Larkin Building, Johnson Wax, the Taliesins; no one handles incidence quite so richly. And because structure was in the service of such an understanding, Wright's structure had an integrity and presence far beyond those associated with mere technical innovation.

"Corb and Wright. They are reasons why I have this passion for permanence. For *style*, sure, but also for soundness. And I had to find out what that meant for myself. The Cedar House, the one for my parents that got all the attention (that's back to 1966 now)—the Cedar House, I built it myself with the help of a couple guys from Brooklyn who still do work for Bob and me. Is it Corb? No one's gonna let me say it isn't, and I wouldn't, but all I know is that I researched the hell out of cedar; it's a really built house, every last board of it. And maybe, as some have pointed out, it's really quite an American house, too, what with its woodness and lightness and the roof slants and its plain-spokenness. All right, Corb works for me formally; that is an attitude I have maintained, but also one that I have constantly reinterpreted, looked at from different vantage points, and poked at—just as a structural grid is given support by subtle but strategically located distortions. There is a difference between a formal attitude and formalism."

The Thomas & Betts headquarters in New Jersey is interwoven with long skylit galleries



SECOND FLOOR





FIRST FLOOR

Otto Baitz photos



The headquarters for Thomas & Betts, a New Jersey maker of electrical components, was "set up" conceptually, say the architects, by three principal concerns that became the design issue for them: public space, circulatory elements connecting the public spaces and interweaving the 150,000-square-foot building, and the introduction and celebration of natural light throughout. Accordingly, the building is articulated in three principal sections: managerial and general office space is on two levels, with research laboratories on one and a half levels; a skylit gallery, separating the offices and the labs, running the length of the building; and a lobby on one end of the building (opposite, top) and a dining area on the other end (opposite, below) that are joined by the gallery. Precast wall panels with granite aggregate are used outside, giving texture and tautness.



An example of this formal attitude working with its sleeves rolled up is the Thomas & Betts job in Raritan, New Jersey—the most recent pick of the crop of office buildings, classy and economical at the same time, that Gwathmey Siegel has done in recent years (see *RECORD*, December 1977, page 108). The firm's facility with scale, at many levels, is dramatized here, because although the architects approached the design of this 150,000-square-foot building much as they do a house, this is not to say that it (or any of their larger buildings) looks like a distended cubistic composition. "Just like the houses," says Gwathmey, "we look for a clear and convenient arrangement of spaces, and those spaces for circulation (which we think are as important as rooms) organize the whole thing."

Thomas & Betts had already worked out a guaranteed lump-sum price under a design-build contract, with J.L. Williams & Co., an investment builder in Dallas, when Gwathmey Siegel came aboard. Now this business of "designing to suit," in the no-nonsense parlance of the industry, would drive most high-style firms up a wall (if they ever got the chance to be so driven). But Gwathmey, while pulling no punches in making design suggestions, is eloquent and persuasive in his fashion. And Siegel is an absolute genius especially, on these larger corporate, speculative, or institutional jobs, in directing such punches in the general direction of making Gwathmey's suggestions realizable. So what these two have been able to accomplish, even in the rawer speculative market, and certainly here at Thomas & Betts, amounts to a lot more than just souping up prepackaged specifications.

Three basic elements were braided together with the office and research precincts—public space, including a lobby on one end of the building and a dining area on the other end; circulation space; and light, the matter of letting it in, letting it loose. "You let the thing organize itself," says Gwathmey. "Once you've got the vitals clear, once you've got what is priority, you get a richness by allowing the thing to do that. And this organization *is* circulation, which is about orientation. In architecture, it's not just room; it's about moving on through, physically and psychologically."

Moving on through Thomas & Betts, there is a central gallery rising up between a two-level section containing managerial and office space and a one-and-a-half-level section containing research laboratories. This gallery also connects the lobby (shown at the right)—it has a mural by Richard Shepard and Samina Quraeshi—with the dining hall—which has a mural by Charles Nesbit. Having the gallery extend into these public areas (it glistens over the lobby like a greenhouse) was Gwathmey Siegel's principal concept, given a far less eventful connector suggested by that design-build "package." They further suggested using quarry tile in these public areas, vinyl wall covering, and some elegant pipe railings (most of which were treated as extras, thereby not affecting the lump-sum agreement). The physical, and one must add





The central gallery at Thomas & Betts connects the lobby (left, and near below) with the dining hall on the opposite end of the building (below, far right). "Through places"—like stairways (right)—are as cleanly, carefully detailed as "to places" such as the managerial suites (far below). Gwathmey Siegel's project architect on this job was Richard Nash Gould. Geiger Berger Associates was the structural engineer; Thomas A. Polise, the mechanical engineer; and the general contractor was J. L. Williams & Co.



Otto Baitz photos



sensory, outcome of all this caring (and at times heavy consultation) is an architectural experience far richer than a study of the budget alone would ever suggest. The skylit gallery, splicing the spatial elements of the structure together, is utility at its light-stepping best; the stairways are as impeccably detailed as the executive suites. The juxtaposition of the two major sections of the building, edging the gallery opposite one another, is scaled just right.

From all around, the building shows Gwathmey Siegel's interest in composing rectilinear surfaces and volumes, weaving in and out with curvilinear ones. The tautness of the exterior is, if continuous and sweeping in its over-all effect, hardly featureless. The prefabricated insulated wall panels, of varying size, have a granite aggregate embedded in a cement matrix on a four-inch-thick asbestos board over metal studs. Depending on the light, it looks either like a pebbly enameled surface or a matte finish. While most of the materials and methods used at Thomas & Betts may be called conventional, the building has composure in the landscape, and an invigorating atmosphere inside—both of which reflect the architects' practicality as well as their creative convictions.

It is of course at the scale of the house, not the office building, that Gwathmey Siegel (and going back to Gwathmey's earliest association with Richard Henderson) has worked out those convictions most concentratedly.

"Much in the sense that Corb did, I see the house as an investigatory framework, and while making a house work for a particular, localized set of circumstances, you can resolve questions of scale and organization that are applicable at many other levels," says Gwathmey. "See, beyond making a house work for itself (you do that naturally), you make it work in other ways, and again as in Corb, even the most rural house can have urban implications (something Wright certainly understood too)."

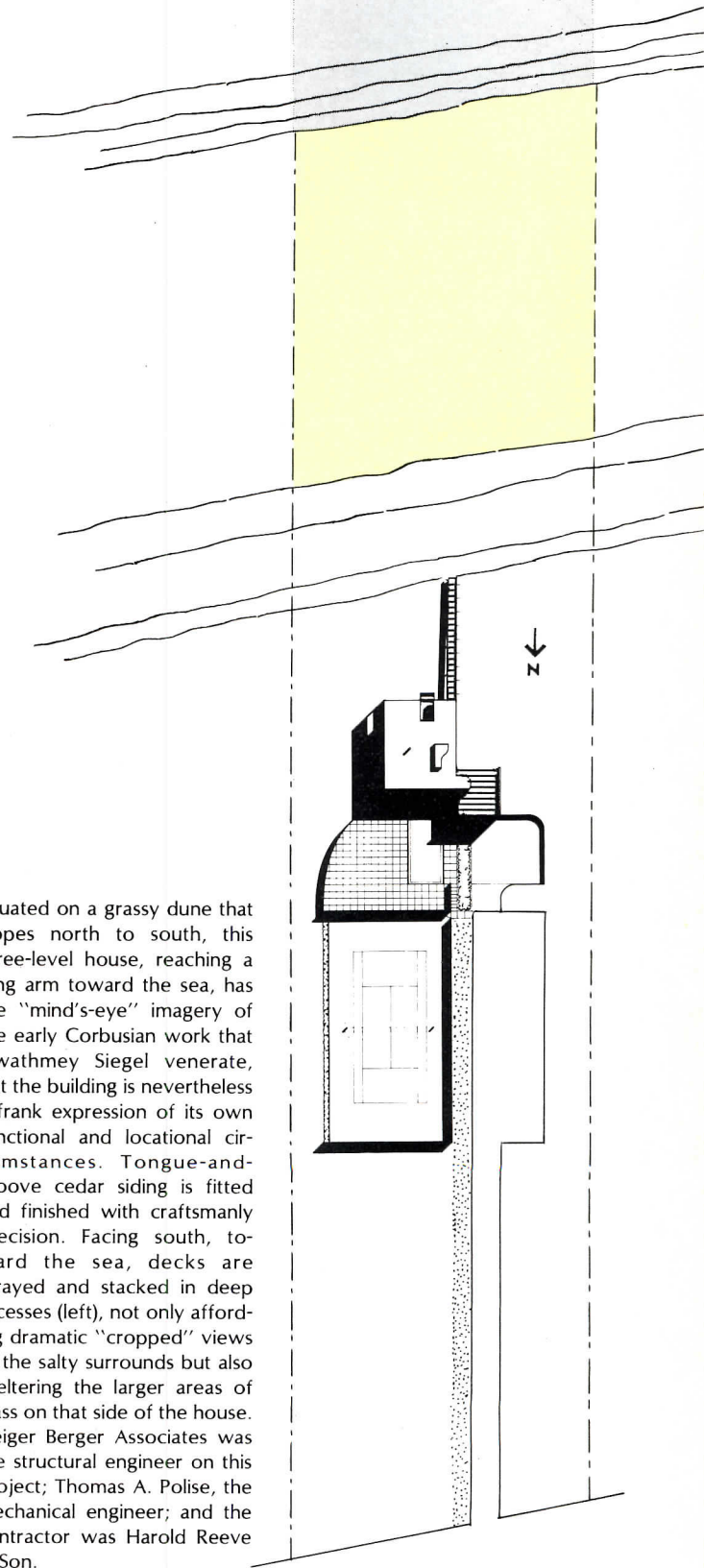


This recently completed house at Quogue, Long Island (shown at the right) is built on dunes that slope steeply from the north upward to the south. Its owners required two separate guest suites, each with its own kitchenette, bathroom, and direct access from the outside. In addition, the program called for two studies for the owners, plus a lot of deck and terrace space, a pool, and tennis courts. Not only did this present a complex challenge from the standpoint of separating the private and public areas of the house, but it also presented one from the standpoint of knowing where to hinge the hierarchies of sharing and solitude within.

The wood-framed house is clad with tongue-in-groove cedar siding; the interior surfaces are of laminated sheet rock; the floors are either carpeted or surfaced with quarry tile; the cabinetwork is of white oak and laminated plastic. Ever since *the Cedar House* (the one for his parents), Gwathmey has kept a special place in his psyche (not to mention work) for this material, and here its handling and finishing are brought off with a technical attentiveness worthy of that passion



Norman McGrath photos

This house on Long Island is the robustness of nature frankly expressed

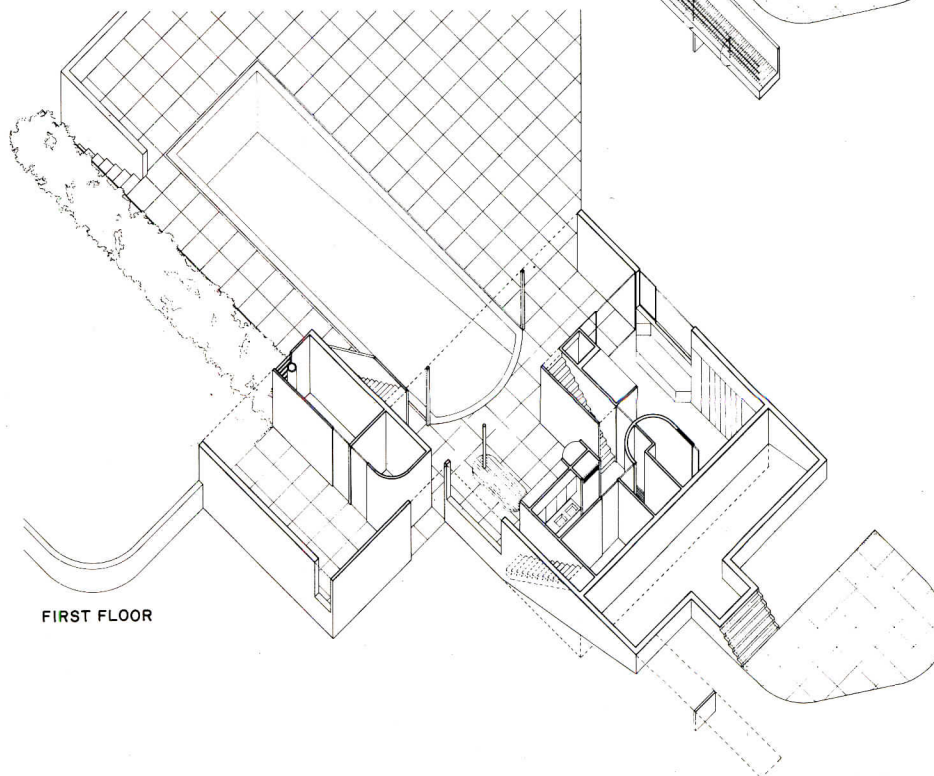
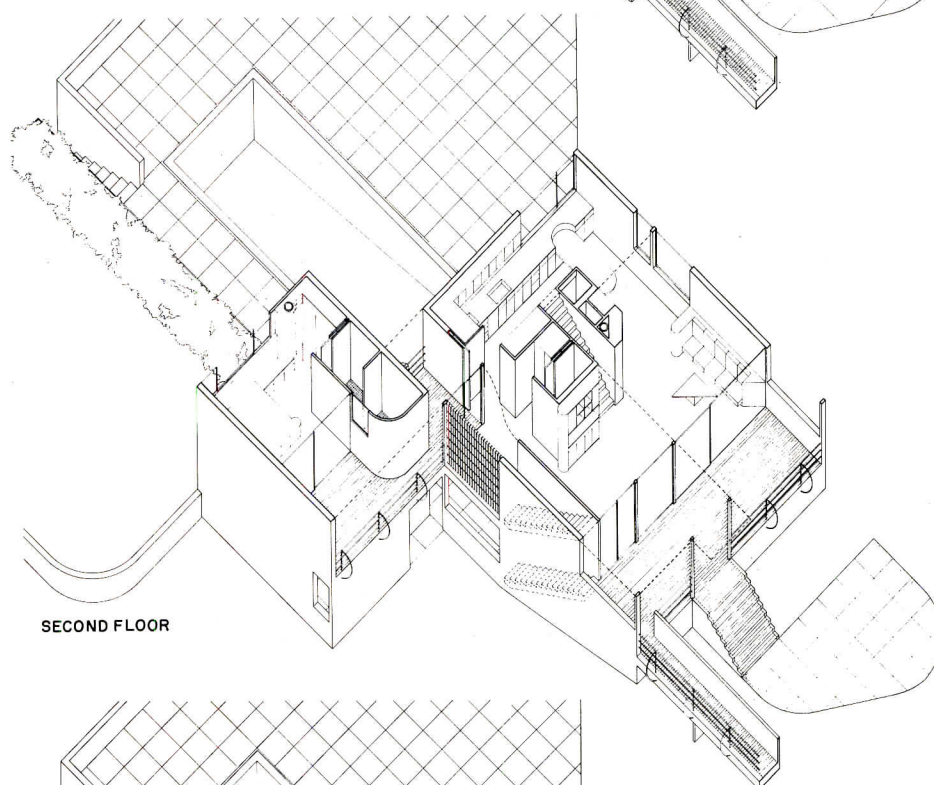
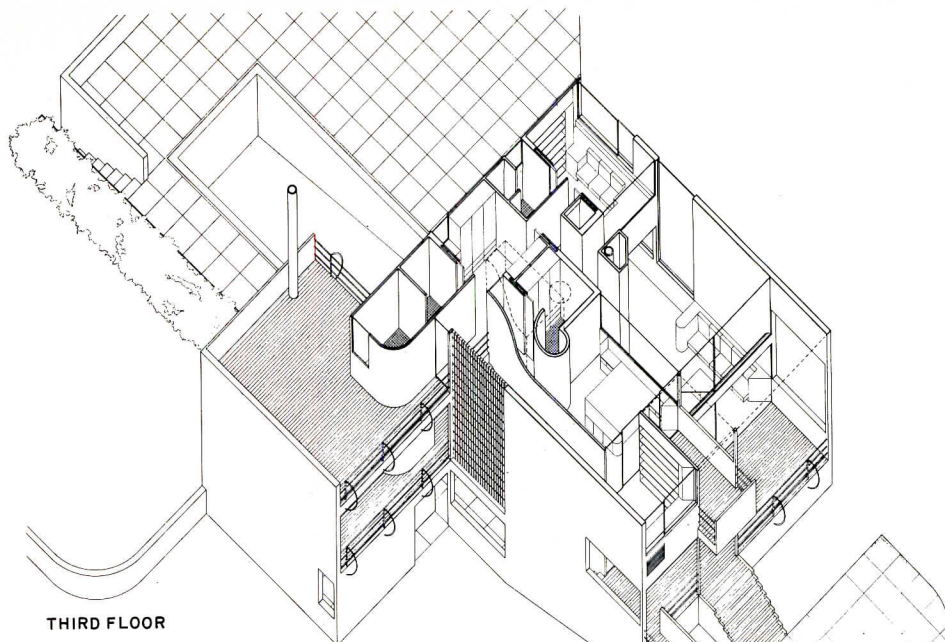



Situated on a grassy dune that slopes north to south, this three-level house, reaching a long arm toward the sea, has the "mind's-eye" imagery of the early Corbusian work that Gwathmey Siegel venerate, but the building is nevertheless a frank expression of its own functional and locational circumstances. Tongue-and-groove cedar siding is fitted and finished with craftsmanly precision. Facing south, toward the sea, decks are arrayed and stacked in deep recesses (left), not only affording dramatic "cropped" views of the salty surrounds but also sheltering the larger areas of glass on that side of the house. Geiger Berger Associates was the structural engineer on this project; Thomas A. Polise, the mechanical engineer; and the contractor was Harold Reeve & Son.

he was describing for permanence.

The formal adventure, given the essential needs of the client, began with reconciling the organizational implications of the program with the site, the views, and not least of all, the movement of the sun. Gwathmey Siegel point out that this matter of "energy efficiency" everyone has been fretting over is really a matter of "architectonics," and what that means here is that there are roof extensions over the seaward southerly decks, protecting the major areas of glass, plus the use of insulated glass and, in all of the walls, soffits, and ceilings, full thick batt insulation. Not so incidentally of course, this solution to "energy efficiency" has effloresced great formal elegance and spatial interest while, all around, the rambling dunes have made themselves very much at home and the bracing views are very much at home inside. This is much more than the reification of some treasured Corbusian model; it is a solution to actual problems, but one engineered with a tenderness that is sensual; expressed with a directness that is seductive.


Driving up the dune from the road, toward the tennis courts, one starts hitting it off with this place, seeing two white cubes cozying up to one another. The ground level takes in the carport and one of the two guest suites. The pool with its terrace is on this landside as well, and the pool is slid slightly beneath the second-level overhang, and people are sitting around, soaking up serenity. Already, and to be repeated at several points on the other sides of the house, the "pure" volumes (imagery of those treasured models) have been chipped away at. Now one notices, just to the side of the pool, this stair going up. And it goes up to that second level where there is a second guest suite, housed in one of the "pure" volumes (one turns to the right). The main living, dining, and related residential elements are housed in the second, larger "pure" volume (except that looking on through the living area from the second-level entrance, one sees the deep overhangs beyond the glass toward the ocean and knows that many more than two dimensions have been measured in here). So one comes into the living room, turns around, and there is this *other* stair going up; in fact, the whole room is going up, grabbing hold of the third level and, as it goes up, the room is also flowing out of a tall window. This and other sheets of glass explode any sense of confinement. These stairs (there is another flight coming up from the ground level at this point as well as the one coming up from beside the pool) are Gwathmey's organizer and, as if to emphasize this practical fact, this stair up to the third level (where the master bedroom and the two studies are) is announced with a two-level-high pillar that houses a fireplace and, above the fireplace, a built-in television. At every level, the organization of the house is expressed with lucidity. The flow of space and the disposition of structural elements are tightly knit as are the inside and the outside of the house. The second-level kitchen-and-dining area and its windows are clearly expressed outside, and





Norman McGrath photos

As much as Gwathmey Siegel has learned from Le Corbusier, this house shows that they are not bound by the so-called pure, inviolable volumetric associated with his early work. Here the volumes frankly express the complex public and private functions they enfold; there is no shoe-horning of function in deference to some ideal model. The landside (below)—past a pool and, in the carport, a *Porsche*—gives a stair up to the living areas (right and below right); another stair (left) leads up to the master suite. These levels interweave and overlap, as the window patterns outside suggest (above).




the tall living room window generates a composition of smaller windows that clearly clue one into the relationship between the ground-level suite, the living room itself, and the third-level study. As already mentioned, there are deep overhangs on the southerly side, where the decks of the second and third levels are, but again, on the east facade (the side where the tall window is) these deep overhangs are alluded to by way of a large square punch-out in the side wall bracketing the overhang. This punch-out gives a "cropped" view of the study on the third level that sticks out over the far side of the second-level deck. The forms frankly express the functions they enfold; there is here, as in Gwathmey Siegel's work generally, no forced play of shapes and volumes as an incantation of some eternal "truth." The changes of height, the juxtapositioning of levels, the ways in which different parts of the house share themselves with all the other parts—all evoke "old modern" precedents—but there is no jerking of the head around as one vista or volume takes hold of one's attention and another lets go, and there is a distinct feeling that the place *is* a remembrance, but of things present.

The architectural historian and critic Kenneth Frampton wrote of an earlier period in architecture: "Pure reduced structure became the paradigm of architecture, and light came to be regarded as a metaphor for the illumination of reason itself." Beautifully put! That may have been the "self-evident lucidity" of one of the 18th century's ideas of architectural expression, which Frampton was addressing (and that of the early 20th century's?) But the lucidity of this house, the lucidity of this firm's approach, while "self-evident," need not illuminate more than the multiple dimensions of this specific situation in time to be significant.


The whole proposition about purity, the prismatic purity of early Corb, his philosophical attitude toward light—both are interpreted freshly in these house designs. Certainly this one is a microcosm of one man's development, a place to think about how circumspectly Gwathmey has reconnoitered Le Corbusier in the process of reasoning out the nature of Corb's persisting radiance. "I could never build my parents' house again," says Gwathmey, "and I won't be able to build *this* house again. Art is not about what you believed fifteen years ago or five years ago; it's about what you believe today; it's about what builds up in you, and around you, moment by moment. But it is this very moment that matters most, and if you get that straight, then you can keep a judicious distance from references like Corb at the same time that you can draw his most lasting artistic value to you exactly to scale." This house is such a judicious distance. . . exactly to scale.

Gwathmey Siegel's facility with scale, the firm's agility amidst practical constraints, its love of materials, and its creativity with the elements of circulation and orientation in architecture, got a thorough schooling in the late 1960s and early 1970s in the course of



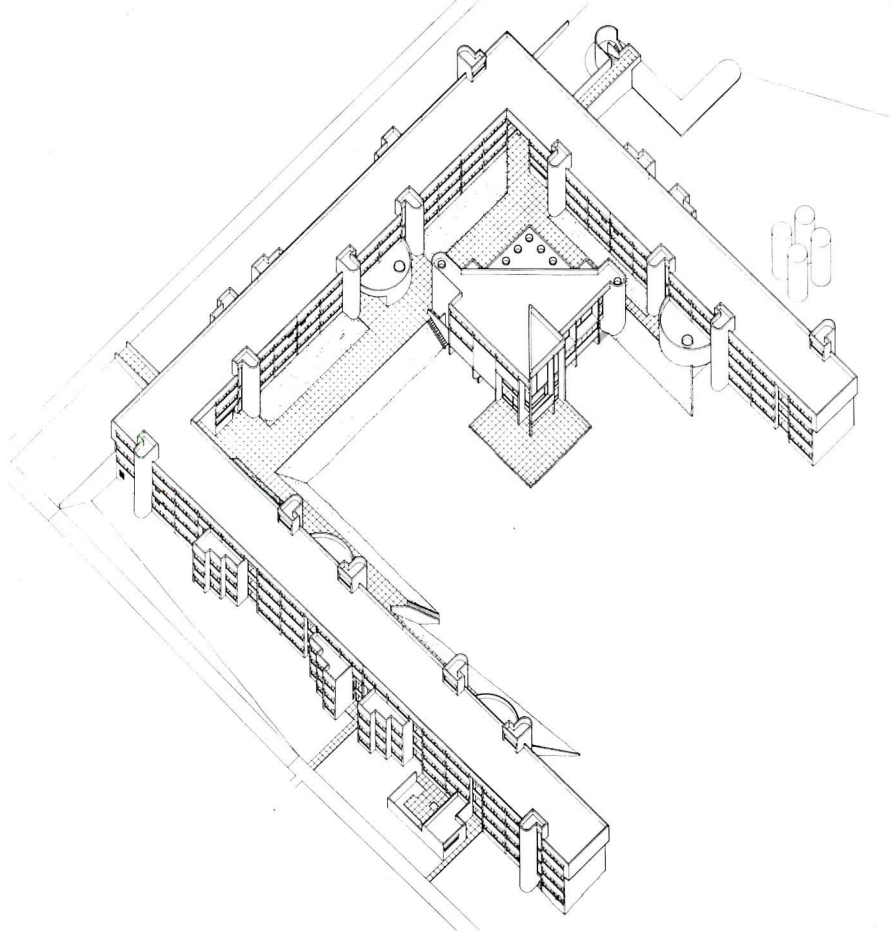
The dormitory and dining hall of the New York State College at Purchase mediates between the axial formality of a mall and a flanking meadow

The dormitory and dining hall of the New York State College at Purchase is a U-shaped composition that mediates between the strong axiality of the campus master plan by Edward Larrabee Barnes and a meadow flanking the axis. Transcending the unimaginative program of the dormitory experts, the architects—Gwathmey, Henderson & Siegel—evolved a formally rich, budgetarily practical, all-brick structure (not brick over steel). Stair wells, room clusters, and rounded all-purpose spaces are pushed out from the main masses of the dormitory, creating visual complexity and interest (right). Set asymmetrically into the "outdoor room" created by the composition, and facing out toward the meadow, is the multi-levelled dining hall, with other kinds of commons activity (left and below), its robust triangularity dramatizing the transition from the main level of the dorm complex to the meadow. This transition is firmly but quietly indicated all around the area in the form of a berm. The project architect for this job was Andrew L. Pettit. Geiger Berger Associates was the structural engineer; William Kaplan, the mechanical engineer; Peter Rolland was the landscape architect; the contractor was Jos L. Muscarelle.





Bill Maris photos



their doing the 800-student dormitory and the dining hall of the New York State College at Purchase—the master plan of the College having been done by Edward Larrabee Barnes. This \$13,000,000 facility was the firm's first big project, and both technically and contextually, the architects had some "toughing it through" to do. Both men feel it is a strong solution, and looking back on it now is useful in a number of respects.

First of all, Mr. Barnes' spatial mandate was a strong classical axis flanked with buildings by other architects (four to either side), this axis stepping down (at both ends) into the countryside. His material mandate as far as the buildings were concerned was brick and brown window frames. His historical mandate, if one may call it that, was a very scholarly, gentlemanly respect for the University of Virginia, although it is clear that Mr. Barnes did not literally mean that he was sniping shoots off of Mr. Jefferson's adroit axiality and planting them in such very different soil. There is at Purchase a more than casual allusion to the Jeffersonian precedent, but that is all (besides which Jefferson handled the ends of his axis, that great lawn, very differently where it intersects with the minor axis and the famous arcades latch onto the approachways of the Rotunda; besides which, too, Jefferson smartly got some sound advice about resolving those intersections from the likes of Dr. William Thornton and Benjamin Henry Latrobe. At any rate, whereas the buildings on some recent college and university campuses remind one of Emily Dickinson's line about "menagerie to me my neighbors be," the Purchase plan, spatially and materially, is a proposition about order, unity, and, within them, sparing innovation in the interests of classical calm. The architects—Gwathmey, Henderson & Siegel at the time—had to address that proposition. Even

though the facility was not one of those eight buildings edging the main mall, its site beyond the end of the mall, diagonal across its cross axis, still flanked the major axis of the campus; its linearity and directionality had to be respected.

Accordingly, the dormitory gives the axis a firm edge, acknowledging the central design discipline of the campus plan, but on the other side an exquisitely informal kind of "formality" takes over as the composition of the facility ranges out, perpendicular to the axis, into a meadow and makes of it a kind of outdoor room. The architecture thus mediates between formality and informality, between an urban and a rural ideal, and (literally) between the datum of the axis side, flowing in at the corners of the U-shaped composition—between this datum and the meadow, with the mediating element being a terrace that steps down in a berm. Dramatizing this transition, and situated next to the terrace and berm, sticking out into the meadow, is the dining hall and commons—its triangularity creating a prow-shaped contrasting element set asymmetrically between the ranges of dormitory on either side. It was meant to be a round-the-clock venue for students, more than an eating place, and it has turned out that way, being one of the more popular, personable interiors on the entire campus (according to a broad sampling of students, who should know). This isolated but geometric object, reached through an underground passage, proffers a terrace to the meadow, from which the play of levels, visually and in terms of actually moving around, is very dignified and yet exciting.

As the architects have emphasized with respect to their other work, this architecture is "about circulation," and there is a lot of it—vertically, in the form of stair towers, and horizontally, obviously in the form of corri-

dors and such, but less obviously, from outside in an elaborate latticework of spaces and connectors beneath the terrace level. Although the facility was designed back in the days when dormitory experts deified double-loaded corridors, the planning approach ensured an unusually wide variety of dormitory rooms. The idea was to house 20 students in each basic plan unit (of which there are 40), and within each unit there are single and double rooms on the corridor, plus suites for four, six, and eight, and a lounge.

The project was also interesting because (in contrast to the other campus buildings, which are basically brick veneer) this facility is a *real* brick bearing-wall structure. The architects set out to do this, not to "paint" brick onto a hidden steel frame. The basic bays are 24 feet, and prefabricated lintels span these distances (one bay representing two room widths). The bricks are the finished surfaces inside and out, the lintels supplying the texture of a soldier course along the facades in addition to, of course, structural integrity. Back when "systems" were all the rage, this design was developed as a nonfussy, forthright, doable solution.

Siegel says, "If the campus were hit by a bomb, the dorm is the only building that would look like a ruin." Which may be carrying the firm's passion for permanence a little far, but the point is made: the architects were given a program without richness, complexity, or the potential for engendering an environment of interest; the architects reprogrammed the program and created a building at once commonsensical and classical, at once clearly organized and compelling in its material and spatial texture—a building that reflects a larger framework physically and philosophically but that also showers its own radiance amidst the daily ordeals of use.

—William Marlin.



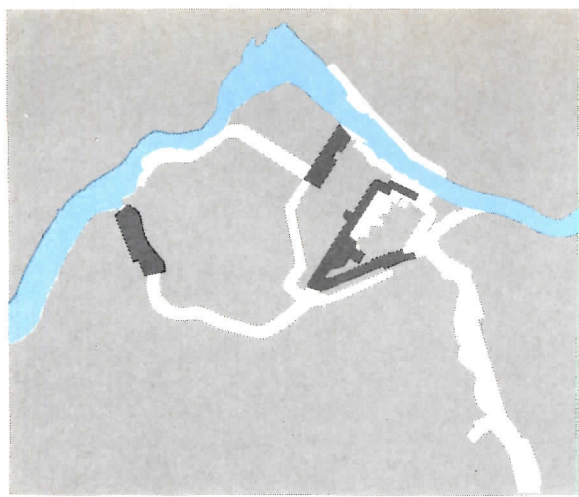
LOWELL NATIONAL CULTURAL PARK



Jack Boucher, *Historic American Engineering Record*

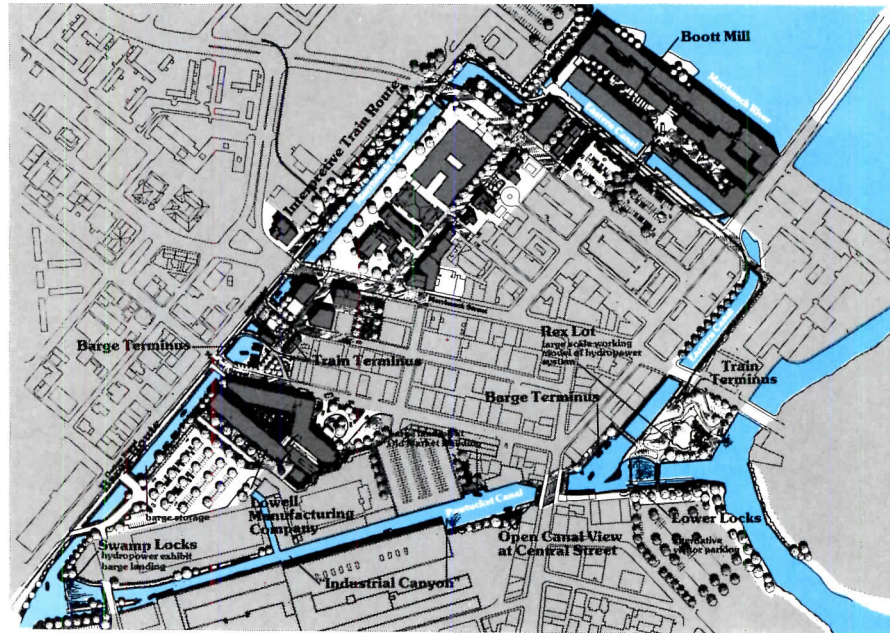
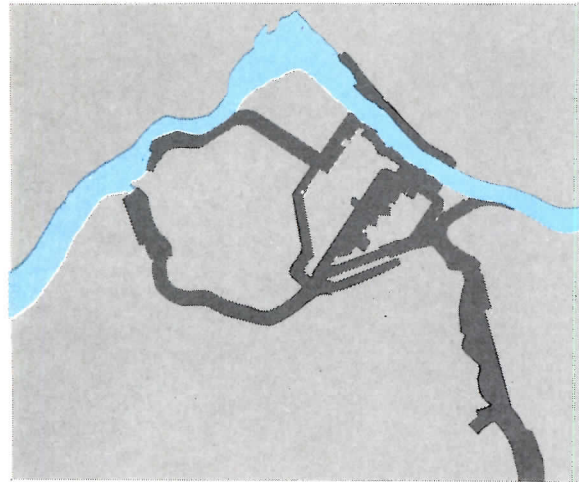
That place where the Merrimack River dips closest to Boston, where the River tumbles down 30 feet of falls and rapids, is the site of the nation's newest national park. It is Lowell, Massachusetts and what has been preserved here is not a virgin forest or a range of snow-clad peaks. It is the sights and sounds of America's industrial cradle: the barge canals, steam whistles, old textile mills, the looms, clock towers, and company boarding houses that speak so eloquently of an earlier, proto-industrial America. To many Americans, these remnants could not be called beautiful, for they evoke images of a lifestyle many say we are well rid of, but that in a sense is beside the point. Lowell's cultural park locks a chapter of the American experience into place and serves as an important and interesting educational tool to those who wish to discover how we came to be the kind of people we are.

Planned by The Lowell Team (a joint venture of David A. Crane and Partners, Gelardin/Bruner/Cott and Michael Sand and Associates), Lowell's National Historical Park is the first facility of its kind, but it will almost certainly not be the last. —*Barclay Gordon*



Lowell's straightened circumstances began in the 1920s with the gradual collapse of New England's textile industry. The city's extensive barge canal system fell into disuse, its mills—first populated by local farm girls, then by successive waves of European immigrants—fell silent

Neighborhood revitalization, historic preservation, adaptive reuse, urban education and recreation: all are contemporary themes that are carefully being woven into the fabric of the Lowell plan. A substantial start has been made already. Tourists will find a temporary visitors' center operated by the Park Service now open downtown. Because mills were the focus of Lowell's early life, they occupy many of the city's prime sites, forming long uninterrupted blocks along the canals (photo 6). One sub-block has now been taken over by the



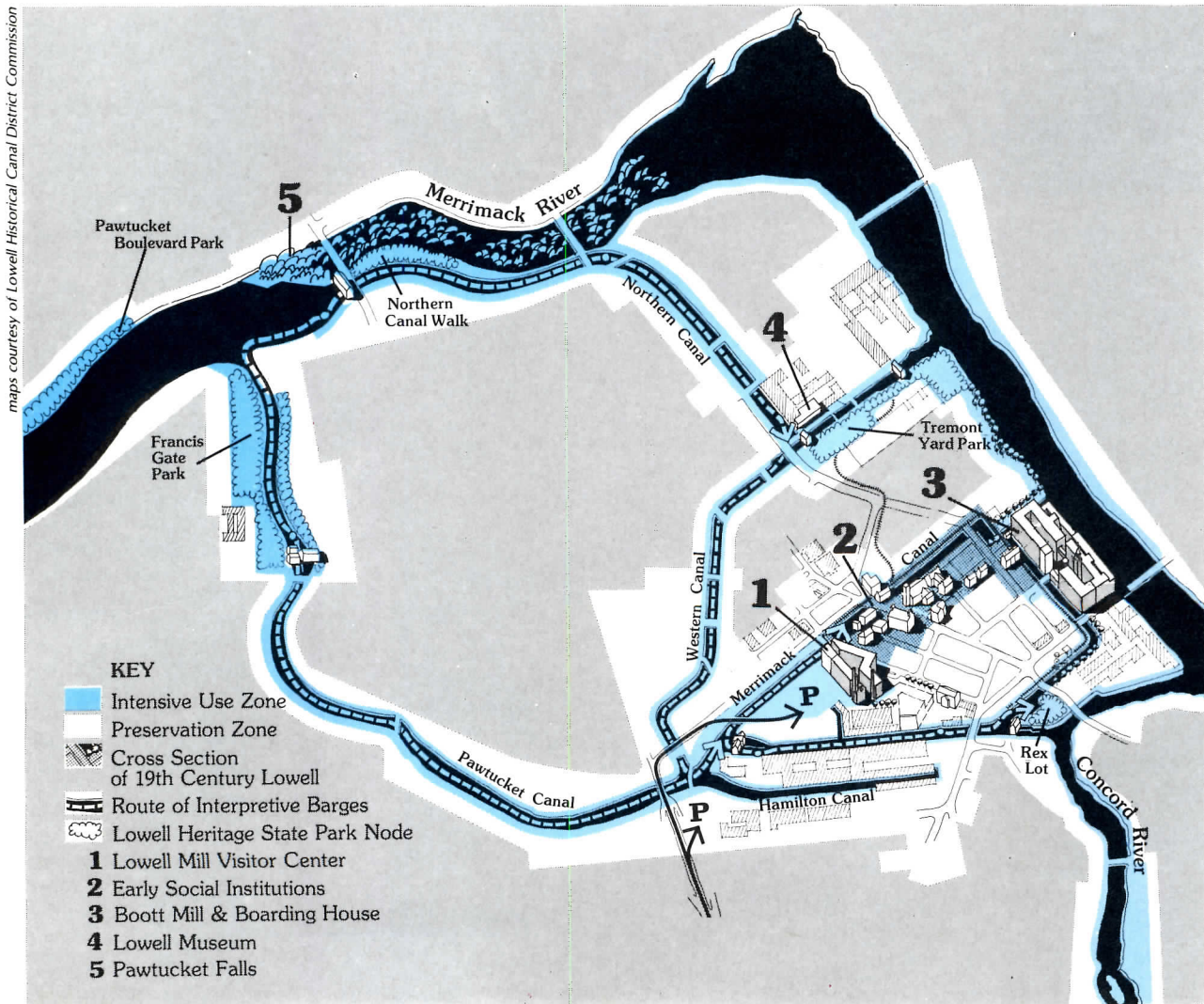


Commonwealth of Massachusetts. Within this linear mass, right at the edge of the Merrimack Canal, the Mack Building has been completely renovated. The story it now tells is the story of the city's elaborate and intricate system of canals, canals that were once the life's blood of Lowell industry, carrying raw materials and finished goods to markets around the region. Nearby is the old Wentworth Building now under reconstruction. Keyed to the needs of modern Lowell, it will offer, when complete, new commercial

space at street level and housing above. Several structures have been or are being converted to housing the elderly (photo 10).

The outlying districts of the city are no less interesting. A canal tour takes the visitor past the Francis Gate area (photo 5) which has been completely restored to provide a significant exhibition of 19th century hydropower and includes the original lock mechanisms that protected the city from flooding and allowed barges to bypass the Pawtucket Falls. Not far away is the Northern Canal Walk

where early Lowell mill girls promenaded after church on Sunday. At the Lowell Museum, nearby, visitors can watch an early power loom in operation—and may shudder at the noise it generates.

What emerges from these and the other exhibits is a particularly vivid portrait of life in early industrial New England. But this is not a "northern Williamsburg" in any sense, for old and new are intermingled and the two cities are made mutually reinforcing. Much about the present city can be inferred from the




past—its diverse ethnic composition, for example—and the re-establishment of the past city, or parts of it, will revitalize the new Lowell by attracting new uses, new capital, new people.

Lowell's cultural park, or that part of it that now exists, could only be accomplished through the closest cooperation between Federal, state and local agencies. Each has made—and continues to make—an important contribution toward development. In the text piece that concludes this coverage,

Dennis Frenchman and Jonathan Lane (*Lane/Frenchman, Inc.*), architects who have been intimately involved in the Lowell project from the start explain the nature of this cooperation in more detail. They also discuss what conditions must be present before a cultural park can even be contemplated. Finally, they look ahead to the future of cultural parks at a time when more and more Americans are recognizing the importance of preserving their past and using it—as at Lowell—to enrich the present.

10

9



John Rogers Flather



11

In an era of widening interest in the preservation of our past, the lessons of Lowell seem to have broad applications in many places—in New York State, for instance.

1 KINGSTON

The proposed park at Kingston would focus on the historic district of 19th century structures near the Delaware and Hudson Canal Terminus. Kingston in its earliest days was the state capital.

2 SACKETT'S HARBOR

A small town on the shores of Lake Ontario, it was settled as a naval depot to secure the northern boundary of the United States shortly after American independence. Its early history and later development as a ship building center make it a prospect for consideration as a cultural park.

3 SENECA FALLS

Located in the Mohawk Valley, Seneca Falls bases its proposal for a cultural park on the theme of women's rights. In addition to the Women's Hall of Fame presently being established, the National Park Service is contemplating the creation of a visitors' center in the Elizabeth Katy Stanton house.

4 UTICA

This city's potential as a cultural park centers around Bagg's Square, the location of the restored Union Station. Service on the Adirondack Railway will be restored to furnish transportation from central New York to the 1980 Winter Olympics site in Lake Placid.

5 HUDSON MOHAWK

This would be a regional park with points of historical interest in several communities that are grouped around the confluence of the Hudson River, Mohawk River, and old Erie Canal. Included in the park would be the site of the first Shaker settlement in the United States, the old Burden Iron Works, and the remains of an old Revolutionary fort.

Studies, roughly modeled on the Lowell prototype, are now underway for the Office of Parks and Recreation, State of New York. Phase I of this project has involved the inventory and identification of locations in New York State that might qualify for development as cultural parks.

Of the many such sites now under consideration, several (selected almost at random) are shown in diagrammatic form at right. Like Lowell, each has an important physical heritage largely intact. But for consid-

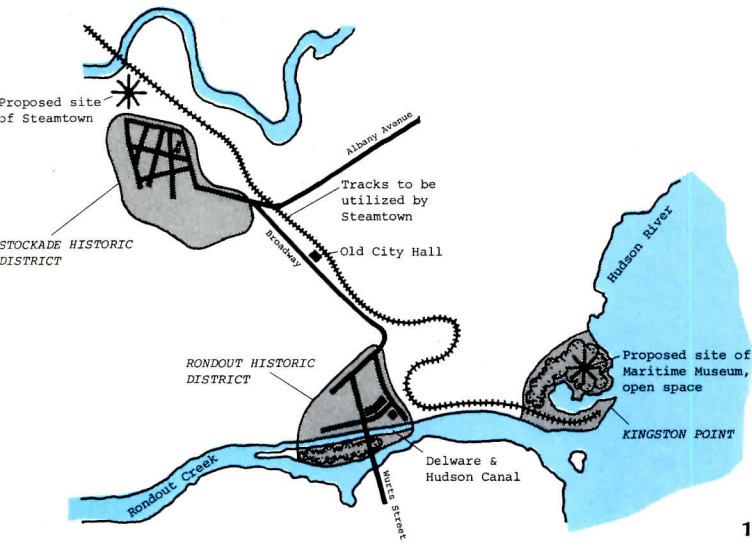
eration as a cultural park, historical icons are not enough.

To qualify for inclusion in the State's proposed system, a number of other conditions must be met as well. Each area must have a physical coherence, a means by which a park plan could be implemented, and a strategy for interpreting its heritage to both residents and flocks of visitors. The potential park should also offer some recreational options, some possibilities for revitalizing the local economy and—perhaps most important

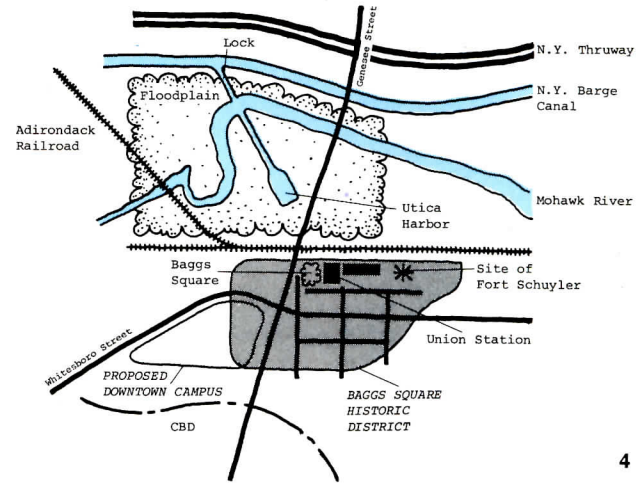
of all—each park must contribute without obvious redundancy to the larger composite of a statewide system.

Phase II will involve more detailed study and the selection of the individual sites. Funds for study and development will be provided by Federal grants, local funds, and newly allocated monies from New York State's budget.

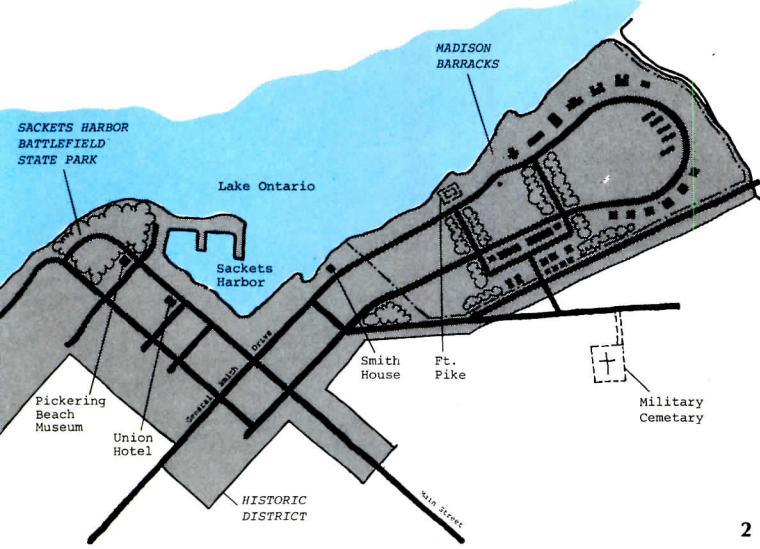
About two years are set aside to complete this phase in the development of the State's cultural park system.



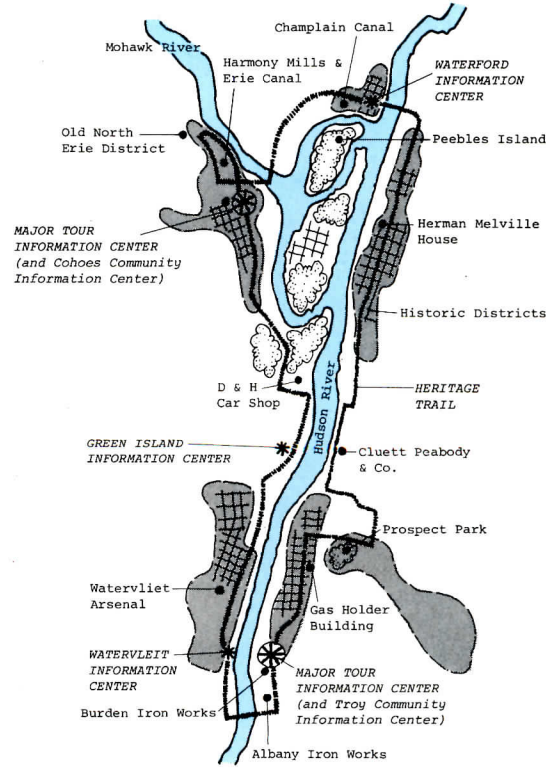
1



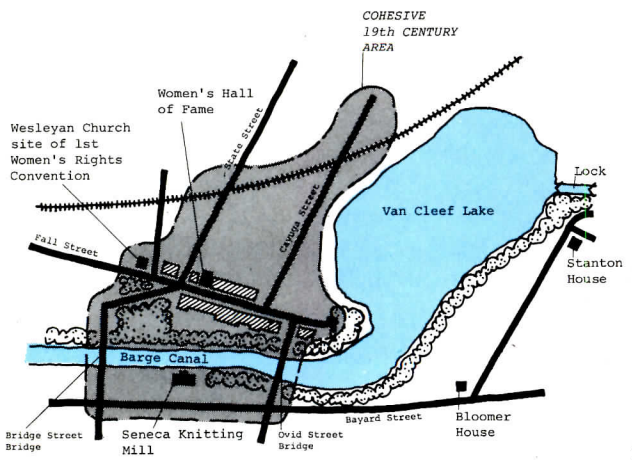
4



2

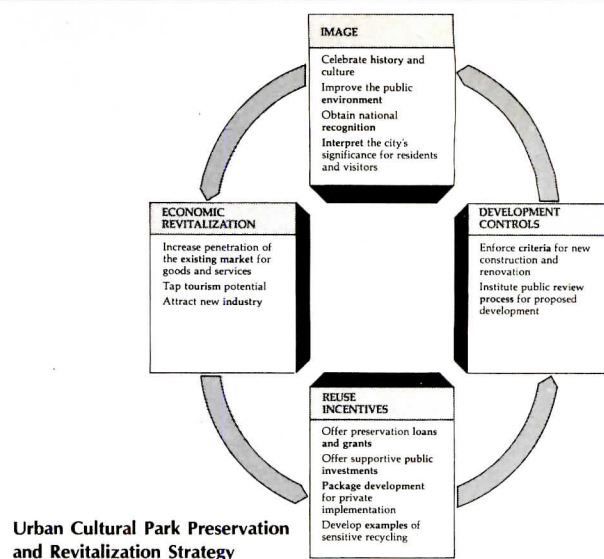


5



3

Jonathan Lane and Dennis Frenchman, principals of Lane/Frenchman, Inc., played a major role in the Lowell project from its start and are now consultants to the State of New York for the development of the Urban Cultural Park System. Both are trained as architects and planners, and share a concern for implementing urban design projects which make the most of heritage resources. ARCHITECTURAL RECORD asked them about the future of the urban cultural park concept:



Why are urban cultural parks being developed now?

Most of the architects and planners in practice today were trained during the '50s and '60s, when everyone agreed that cities were declining—in population, in economic value, and in liveability. Over the past few years there has been a dramatic change in the way that cities are perceived and used. The rising cost of energy and construction, and a growing appreciation for cultural roots have combined to increase the desirability and demand for older urban areas as places to live, play, and work. These areas possess environmental values—human scale, richness in materials and detail, and a sense of permanence that are difficult to duplicate in modern construction. We must recognize that these areas are non-renewable resources that are disappearing at an alarming rate. Urban cultural parks represent an attempt to secure such resources, educate the public as to their value, and enhance their viability for modern use. Because urban cultural parks are based on the premise that existing structures are, in general, of greater value than what could replace them, they represent a reversal from the "urban renewal" mentality and a new approach to urban design.

What was so unique about the Lowell plan and why is it significant to the notion of urban cultural parks?

Lowell represents one of the first attempts to determine what is most valuable about a city's environment and to develop a systematic means of preserving it. Following the recommendation of a team of design professionals, historians, and public officials, Congress established the Lowell National Historical Park to protect those features of the cityscape which illustrate Lowell's unique role in the Industrial Revolution. Congress recognized that to preserve such a large area was beyond the means of any existing agency or level of government, and that substantial involvement of the private sector would be required. A joint state, local, and Federal commission was established to manage Lowell's historic environment by offering incentives for reuse and by regulating design. Presenting Lowell's unique story to a wide audience was considered essential to attracting private investment as well as public support. The accompanying figure illustrates key features of the preservation and management strategy. The essential first step is to improve the *image* of the area; both the actual structures and the perceptions of people regarding their value.

Is the program in New York aimed at developing a set of Lowells around the state?

Not really. The New York Legislature has mandated a system of urban cultural parks which will collectively illustrate the state's history and cultural development. Few of the cities likely to be included in this system possess resources as unique or clearly defined as Lowell's. In this context, the determination of what is most valuable about a place can be difficult but critical—since the choice will determine the theme

of the park and the resources to be included and will color the image of the city in the minds of residents and visitors. As opposed to Lowell, local governments will be totally responsible for managing their parks and little on-site involvement by the state is envisioned. The aim will be to target and prioritize a variety of existing state grant-in-aid, technical assistance, and regulatory programs to provide incentives for developing preservation, education, recreation and economic programs.

What is the role of the public sector in preserving this type of resource?

The overwhelming majority of buildings now standing in this country were constructed during the past 25 years. As more and more older areas have been replaced, the constituency for preservation has grown dramatically. Likewise, the focus of government initiatives in the environment have shifted from removing older areas to preserving them through an increasing array of incentives and controls. Yesterday's blight has become today's resource, and the choice between whether to preserve or redevelop is now a central issue in many local planning agencies. The comfortable approach to dealing with such problems has always been to proceed on a project by project basis. This approach may preserve a landmark, but destroy its context. The urban cultural parks concept is fundamentally different because it deals with preservation on a citywide basis, emphasizing the importance of historical continuity and integrity in the environment. The value of a place is largely determined by its role in the storyline of the city. Those areas which were central to the city's growth and development or dated from a generative period should receive the highest preservation priority. Of course, such areas should also demonstrate a high degree of physical integrity.

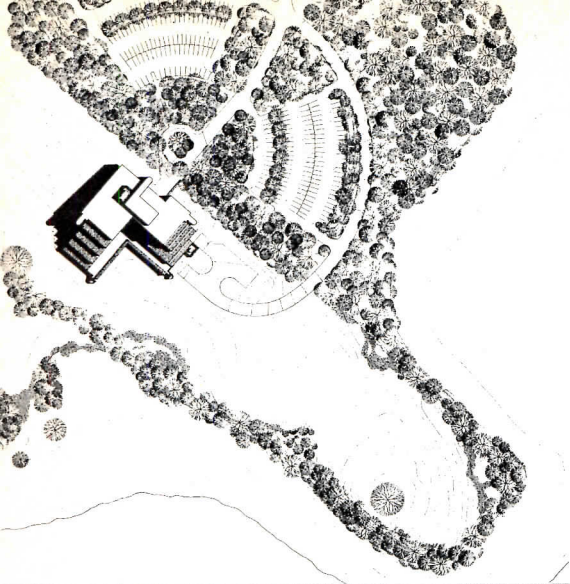
How can an architect support such projects?

Architects and design professionals have been central to the historic preservation movement and can support the development of urban cultural parks in several key ways. First, they can join in the public debate over value in the environment by helping to define what should be preserved on a citywide basis and why. Second, they can identify and call attention to candidate sites for urban cultural parks. Generally these are cohesive historic areas of significance to the development of a community or its region. The site must illustrate a story that can be easily interpreted, and must offer the potential to support recreational activity and adaptive reuse development. Lastly, architects can work to improve the quality of design in such areas by developing a greater understanding of the city's history and how it can be "read." Designers must be sensitive to the need for temporal continuity in the environment and the fact that today's buildings will form tomorrow's heritage. One could ask: what visual and symbolic messages will be conveyed by our buildings to our descendants?

OFFICE BUILDING FOR GELCO IS REFINEMENT OF CONTEMPORARY FORMS AND MATERIALS

The International Headquarters for the Gelco Corporation near Minneapolis, designed by The Leonard Parker Associates, has a strength of form that matches its untouched site of varied topography with clustered trees and open space so typical of the Midwest. Paradoxically, there are overtones of subtleness in the building's details despite its large size. While the design's dominant visual features are common contemporary forms and materials—such as terraced levels and reflective glass—it is the sensitivity and refinement in handling their mix that has created such an inviting working environment. —*Janet Nairn*





What could be construed as a formalistic design of multi-levels and shape for the Gelco office building is really the most advantageous and logical solution to specific site problems and client needs. Of the 31-acre site of forest, meadow, marsh land and lake shore (surrounding a rather large on-site lake), only 18 acres were usable for building. The most appropriate location for the structure was on a knoll at the edge of the forest line, thus minimizing the disruption of the forest, maintaining an ecological balance of the low lands, and capitalizing on views.

The company required that each of its


eight divisions be on a separate floor and that there be little vertical circulation. The L-shaped building handily solves this problem with terraced levels distinctly marking each division and stepping up the 50-foot slope of the knoll. Parking for 230 cars was carved out of the forest, yet hidden by it, with the main access to the project along a forested drive that connects to a nearby freeway. An additional 70-car parking garage was located under the building.

The structure is framed in steel with a masonry base and reinforced masonry stair towers. A curtain wall of insulating reflective



glass was specified partly for energy-conservative reasons but predominantly to help the large, 110,000-square-foot structure "blend" with its surroundings (and during certain times of the year and at certain angles, this is wholly achieved). Other energy conservative measures include a 16-in.-deep soil and grass cover over each terrace, thereby reducing heat loss and gain through the roof. And a heat recovery system was a special consideration of the hvac system. At this spot on the site, the L-shaped building uses wind patterns advantageously. As sited, the building deflects northwest winter winds to the south


Balthazar Korab photos except as noted



The dominant form of the structure is the L-shape with terraced levels, but three enclosed stair towers and masonry base help define the building's edges. A geometric simplicity on the western elevation (below) contrasts with the multiplicity of dimensions and mirroring reflections of the inner corner (left). Also along this perimeter is an open walkway on the base that allows access to the meadowland. The scale of the building is deceptive through the variation of the four-story height, but can be clearly understood from selected pedestrian spots, including the walkway platform (right).



Stu West



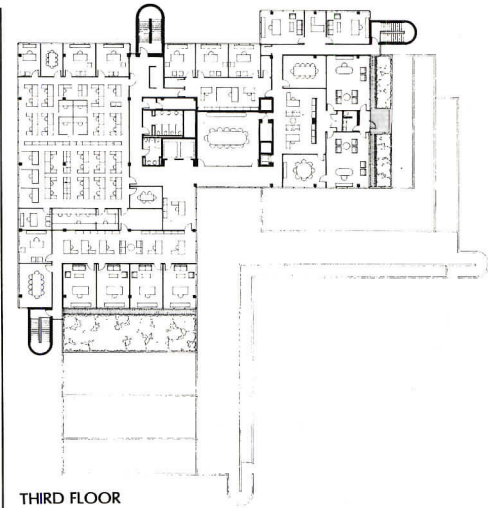
toward the lake, and south-southeast summer winds that sweep through the meadow are directed upward by the terraced levels.

The interiors, of course, benefit from the terracing of levels. From each floor there are views beyond to the meadow and lake over grassy lower roof tops. Upon looking outward, the strong horizontal and vertical members of the aluminum window mullions and muntins frame these views, an intentional reminder of the structure. The majority of the large working force, of necessity, is closely seated in open-planned desk units. To add diversity to the arrangement, file cabinets are

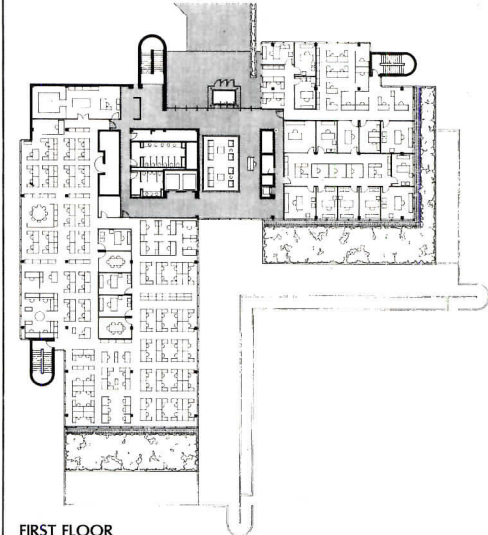
used as area dividers, conference rooms and common facilities are centralized and the corners of the building remain open. Most of the open-planned areas are grouped on the first and second floors; executive offices are located on part of the third floor (see plans). Presently, an addition is being constructed to the west to ease this spatial load as well as to accommodate the fast-growing divisions of the company. Special attention was given to the entrance and lobby. While these areas do not receive abundant light because of the courtyard trees and building overhang, filtered light flows through the entry window

wall creating a pleasant perimeter corridor.

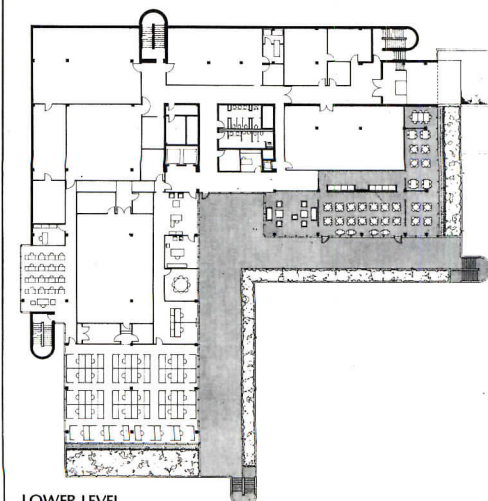
INTERNATIONAL HEADQUARTERS FOR GELCO CORPORATION, Eden Prairie, Minnesota. Architects: *The Leonard Parker Associates—Leonard Parker, principal-in-charge; Ray Geiger, Dennis Reseutek, Daryl Hansen, Steve Huh, project team.* Engineers: *Fowler-Hanley, Inc. (structural); PACB Engineering Inc. (mechanical/electrical).* Landscape architects: *Charles Wood Associates.* Interior design: *Warren Platner, Inter-Design, and The Leonard Parker Associates.* Graphics consultant: *Inter-Design.* General contractor: *Kraus-Anderson of St. Paul.*



THIRD FLOOR



FIRST FLOOR




LOWER LEVEL



GELCO OFFICE BUILDING

The most important of the public interior spaces in the Gelco office building are the lobby and its entrance. With the building nestled up against a rich forested area on the site the entrance (see previous two pages) is sheltered by trees on the north elevation. A further intimacy is created by an overhang, above which the upper floors are clad in reflective glass and below which is see-through glass. A smaller horizontal dark-colored band above the door

directs the visitor to the glass-enclosed entryway. Handsomely detailed glass flanges on the entrance wall (see previous page) heighten the visual experience of the inner parallel corridor. Once inside, a two-story-high lobby (below) opens up. A second floor bridge (left) connects both wings of the L-shaped building. Floor tiles are identical to those outside of the entrance and on the perimeter walkway on the south and east elevations.



©Robert Perron photos except as noted



CLEAR PSYCHOLOGY FOR VAST INTERIORS: CBS'S NEW YORK PRODUCTION OFFICES BY BEYER BLINDER BELLE

In understanding the problems of organizing this 40,000 square-foot space on one rectangular floor of a speculative office building, it is useful to realize that the area is almost the size of many entire buildings. Besides the obvious limitations of standard ceiling heights and large areas far from windows, there were strict limitations imposed on the budget and on anticipated long-term operating costs. Accordingly, the spaces on the following pages show the results of some exceedingly thoughtful design within great limitations and restrictions. And out of a typically mundane program that could have produced a rabbit warren, the architects have created spaces that are both pleasant and polished. —C.K.H.

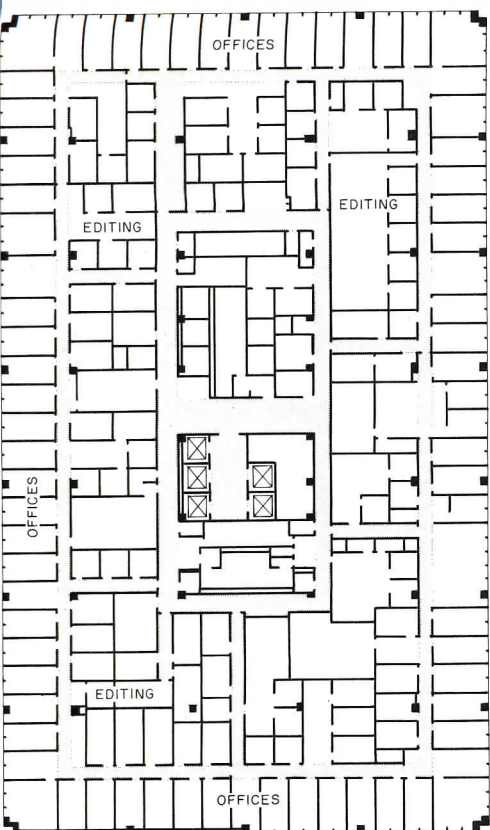


“Taking a clue from the theatrical operations, the designers have given the windowless spaces the panache of a filming studio.”

In one rectangular 40,000-square-foot space, architects Beyer Blinder Belle were asked by client CBS to house both the offices of performing personalities and such spaces as those for film editing. To provide a comprehensible organization of the many small programmed rooms and access to them on the vast floor, the architects devised a double ring of outer and inner corridors that are so different from each other that there can be no confusion. Taking a clue from the theatrical nature of the operations to be housed (and from the lack of possible natural light), the designers have produced a dramatic inner ring that recalls the atmosphere of a filming studio. Low wattage incandescent lamps, baffled by perforated black aluminum strips provide pools of bright light along the otherwise minimally lit linear spaces. The resulting low consumption of electricity pervades the floor with generally low light levels and task

lighting at desks—even in the outer-ring corridors and the spaces off them, that seem light and bright in an intentional psychological comparison. But the lighting was only one of many subjects of intensive study by the architects for both efficiency and cost effectiveness. For instance, the movable wall system was ultimately installed under in-place ceilings and over carpeting. (The initial savings were estimated to be \$1.50 to 2.00 per square foot, without considering the advantages of not having to patch when partitions were moved.)


CBS OFFICES, New York City. Architects: *Beyer Blinder Belle*—partner-in-charge: *John H. Beyer*; project architect: *Michael A. Geyer*. Engineers: *William A. DiGiacomo Associates (mechanical/electrical)*. Consultants: *Howard Brandston (lighting)*; *Rudolph deHarak (graphics)*; *Harold Rosen (specifications)*. Contractors: *A-J Contracting*.



There was a programmed need for the many isolated rooms that made planning especially difficult here (see plan above). Capitalizing on the nature of the interior circulation spaces that were remote from windows, the architects made these give a strong sense of location on the floor by being relatively dark so that the working spaces (photo below, right) seem brighter by contrast. While most of the walls, finishes, and furnishings are of standard manufacture, special graphics include the three-dimensional panel in the reception room—made of projecting strips that are triangular in plan (photos opposite and below)—shows either the moon landing or the first flight at Kitty Hawk, depending on the angle from which it is viewed.



©Peter Aaron/ESTO



©Peter Aaron/ESTO



Light reflected from the ceilings in the main conference room (photo top) provides not only visual variety for the interior spaces, but an airy atmosphere that belies the real distance from natural light sources. The glazed doors in the photo above define the exterior circulation corridor. Typical reception areas off this corridor contain still more graphics designed by Rudolph deHarak and produced by silk screening photographic images onto three-dimensional panels. While the colors of the inner corridor are in the strong contrast of red and black, colors in the brighter perimeter spaces are largely neutral. Two hundred people occupy these offices, and the architects are just completing another entire floor for the same client in the same building.

REFLECTIVE WONDERS: HOUSTON'S GLASSELL ART SCHOOL BY S.I. MORRIS ASSOCIATES



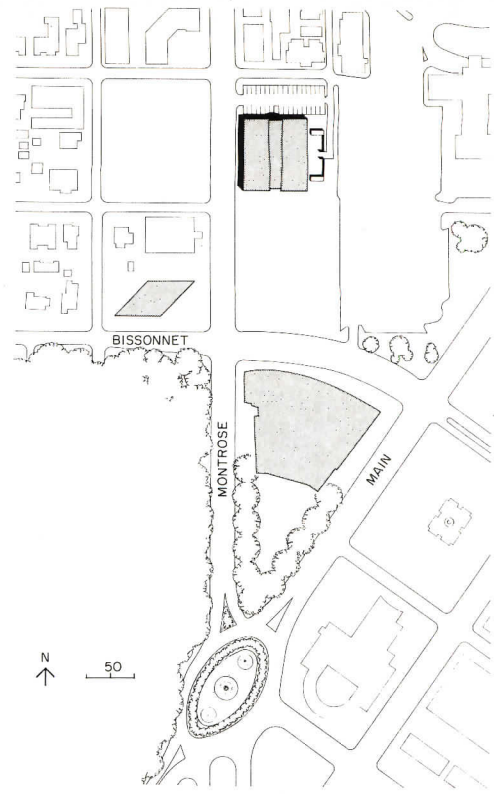
Unlike so many reflective-glass buildings located where there is little of note to be reflected, The Alfred C. Glassell, Jr. Art School is located in a gracious and highly visible neighborhood. It might then be thought ironic that its reflective glass block skin holds clues to coping with mirror-like finishes on buildings that are less fortunately sited. S.I. Morris Associates' innovative design, shown on the following pages, uses an old and familiar material—the glass block with a special finish—in a new, large-scale manner. High on reflectance and low on heat transfer, the many-faceted walls break up light and surrounding images in a way that produces shimmering intimations, rather than literal reproductions of the surroundings. The new building also completes a triangle of distinguished modern cultural institutions (see site plan overleaf). Of these, The Contemporary Arts Museum by Gunner Birkerts (see *RECORD*, October, 1971, page 110) was a pioneer in the use of reflective sheathing materials (in that case polished metal). All of which brings up another important attribute of the bold use of the glass block. In its important location, the building takes on a new flavor that is both very visible—in honor of its formal relationship to the other institutions—yet partially dematerialized in favor of the trees and smaller-scaled older buildings that immediately surround it. (The degree of either attribute depends on ever-changing light angles.) Straightforward in its large rectangular volume, the building has become a sympathetic tour-de-force simply through a novel choice for the skin. But another irony here is that glass block is a product that may well soon go out of American production, because of lack of demand—leaving this building a kind of final statement of the potentials of its use. —*C.K.H.*





At once, the Alfred Glassell Art School has a strongly sculptural, almost scaleless visual quality and an equally strong utilitarian organization. While the visual qualities become self-evident in the photographs, the utilitarian logic becomes evident in the plans (overleaf). The program called for almost 42,000 square feet of space, and the economic (and indeed urban planning) considerations called for a substantial massing—in this case rectangular with lots of space isolated in the center. But all studios requiring natural light (such as those for painting) are located near the light-diffusing outer walls (see photos overleaf). The key to this sensible plan is the location of the many functions that do not require natural light in the center of the rectangle—along with a dramatic, two-story exhibition space for students' work that bisects the basic rectangular building volume into two visually manageable parts. Part of the dramatic qualities of the gallery spring from a centuries-old formula for achieving an elongated perspective: greater width at the entrance than at the far end, 150 feet away. But the real drama is


in an overhead translucent vault (overleaf), running the entire length, that not only brings light into the building's interior, but which forms a visual punctuation of the split volume from both within and outside. Created from 174 steel-edged panels of pre-set glass block, the vault is both dramatic and innovative in the consistent use of the basic sheathing material. The poured-in-place-concrete structure is partially exposed on the exterior for both visual definition and support of the glass-block walls. On the interior, the structure—along with mechanical equipment—is fully exposed for economy and flexibility and in recognition of the almost industrial nature of many of the activities. Construction costs were about \$1.6 million.


THE ALFRED C. GLASSELL, Jr., ART SCHOOL, Houston, Texas. Architects: *S.I. Morris Associates*—partner-in-charge: *Nolen Willis*; designer: *Eugene Aubry*. Engineers: *Walter P. Moore & Associates* (structural); *Southwestern Laboratories* (soils); *I.A. Naman + Associates* (mechanical/electrical). General contractor: *McGregor Construction Co., Inc.*



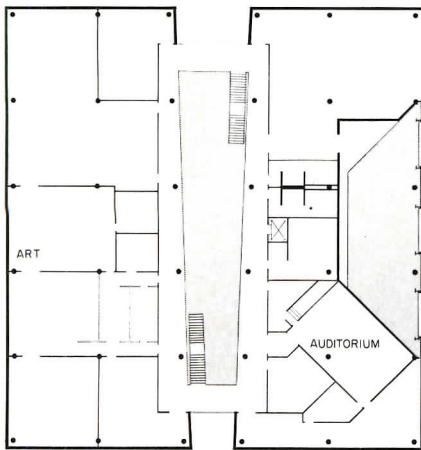


Rick Gardner photos






Despite the large rectangular plan, the studios requiring natural light can be near the exterior walls—partially because so much of the center of the building's volume is taken up by the two-story gallery, shown on the opposite page. Allowing views to the outside from within and still providing privacy from the outside world, the glass-block walls provide a diffused light for a calm atmosphere, isolated from more mundane concerns. Chosen to express the quasi-industrial nature of the activities, exposed construction and mechanical equipment belie the extreme sophistication of the facilities.




SECOND FLOOR



FIRST FLOOR







Beside the reflective coating on the glass block in the walls, fiberglass screening has been inserted in the block of the gallery's skylight to further reduce glare. Fifteen- by twenty-two-foot overhead doors open the sculpture studio to a walled yard on the east side. Adding to the industrial qualities of this heavy-duty space, a 3-ton crane moves large objects from place to place, and a compressed air and gas distribution system supplies this space and the jewelry workshop and spray glazing booths. The entire building has been designed for accessibility for the handicapped.



HOUSING

A recent study which was conducted by ARCHITECTURAL RECORD showed that nearly two thirds of the architects randomly polled had been involved in the design of multi-family housing during the past two years. Such statistics are, of course, subject to sampling errors, but even so the message is very plain: the design of housing is now, as a professional activity, almost as ubiquitous as is the desire for it among the general public. Architects everywhere are making themselves heard in the housing market. The issues are universal: shelter, image, comfort, location, cost, and a host of others. It is a matter of great luck, though, that the results are by no means universally similar. There is these days no one new ideology, no single new trend in housing design. Perhaps this fact signals the beginning of a long-overdue awareness that there shouldn't, even can't be one, since houses are as different as the people they house and the places where they stand. The following collection witnesses that fact.

BUILDING TYPES STUDY®536





In San Francisco the remembrance of things past

Anyone who has given much thought to the subject knows that the new fad for historicism among architects is new only to architects and, for that matter, only to architects of recent generations. For their parts, builders and amateurs have always built buildings that look "historical," and they continue to do it right up to this very day. But there is a difference: builders and amateurs do it naively, which is to say unselfconsciously—and also sometimes blandly and ineptly, but not always. Architects, on the other hand—particularly "high-style" architects do it another way: with skill, and wit, and irony, and (above all else) with high-powered rhetoric. They announce that *they* of all people are doing it.

But the architects of Victoria Mews in San Francisco, shown on these and the following two pages, are adding a new twist. They are at last doing what everybody else has been doing; they are imitating the style (and many of the construction techniques) of nineteenth-century San Francisco houses.

All of this may come as a shock to other architects, the



Karl Riek photos





Karl Riek photos

great majority of whom are bound to react negatively. But before dismissing the project out of hand it is worth asking not if this is a bad idea but, if it really is, why? Curiously, there do not seem to be any really ready answers to all of the usual objections. Do these imitations violate the spirit of the originals? Yes, but so did Jefferson's Rotunda violate the spirit of the Pantheon without being a bad building. Is it wrong to use one form (a single house) as the stylistic trapping of

another? Maybe, but people have been doing it for centuries. Is it "modern"? Anything built in the 1970s is by definition "modern." Conversely, even faithful imitations of Georgian houses built in the 1930s now look 1930s. Is it well done? Well, that's harder, and is also probably the crux, and one worth pondering in the historicism racket: the final question is not so much *that* you do it as it is how well, and that can be anybody's guess.

Victoria Mews walls itself around its site to enclose a central, private courtyard from which all of the apartments are entered. It is designed to contain 87 different units, all with the full battery of modern conveniences and in the luxury-price category.

VICTORIA MEWS, San Francisco, California. Architects: *Barovetto, Ruscitto and Barovetto*. Engineers: *Cole, Yee, and Schubert* (structural); *James Buscetto* (mechanical/electrical). General contractor: *Ralph Larson & Son, Inc.*



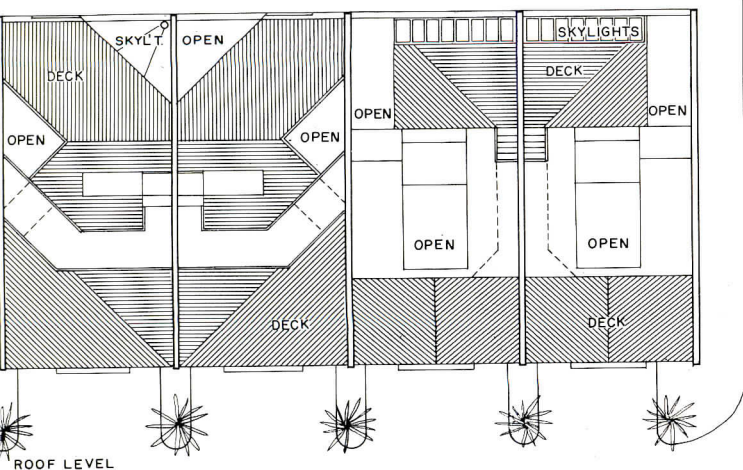




An in-town site in Houston gives the chance to create traditional domestic urbanity

The architect and developer of these four speculative townhouses in Houston found himself with a small, in-town lot, and he wanted to capture something of the spirit of European and American urban—as opposed to suburban—houses by using nearly all of the land for the houses themselves, their cars, and related services. Accordingly, parking is on grade directly beneath the houses, with some of the living spaces on a ground floor behind the houses (photographs below right). On the roof, two floors above, are spaces for washer and dryer rooms, storage—and for gardening. The middle floors are for sleeping and other living spaces (at the level of the windows and glass blocks on the facades in the photograph on the left).

There are two units with three bedrooms and two and a half baths, and two units, which are smaller, with only two bedrooms and two and a half baths. The houses are built of eight-inch concrete block stacked dry without mortar, then coated with fiberglass epoxy. A sheet of white fiber paper is used as a membrane in the glass block to soften the light and also to give better insulation on the south (street side) elevation. Paint grip sheet metal, left natural, is used for all gutters and flashing.

FOUR SPECULATIVE TOWNHOUSES, Houston, Texas. Architects: *Burdette Keeland and Associates*—project architect: *Donald C. Reese*. Engineer: *R. George Cunningham* (structural and mechanical). General contractor: *Keeland Associates, Inc.*






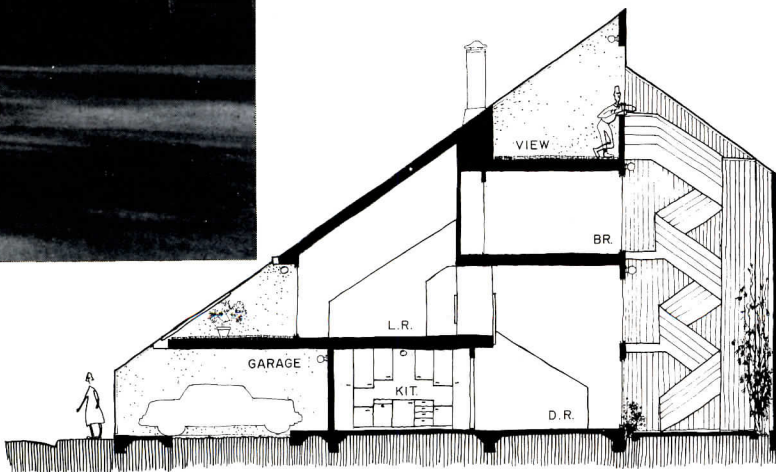

Townhouses in tall triangular shapes help capture an urban view

Like the townhouses shown on the previous two pages, these houses are the results of their architect's deciding to become a developer and put his architect-designed wares out on the shelf. Like those houses, these have also done well in Houston's bustling real-estate market. Here the program called for five different floor plans, ranging from one to three bedrooms, with different combinations of dens and libraries and other ancillary spaces. All of the units nonetheless have the same over-all shape: a tall, thin (24 feet wide), four-story triangle with a view from the top of the Houston skyline in the distance (see section below).

Inside, there are a kitchen, dining area, and guest room on the ground floor; the living room

is on the second level, overlooking the dining area (photos below). It is reached by a flight of stairs that lead from the entrance gate up to the second level. Some plans also include a library or den at this level. Above it is normally the master bedroom. The roof deck can be reached from it by a cedar stair, which is also connected to all the other floors in order to function doubly as the fire stair. Walls are textured stucco over concrete block

FIVE SPECULATIVE TOWNHOUSES, Houston, Texas. Architects: *Burdette Keeland and Associates—project architect: Donald C. Reese*. Engineer: *R. George Cunningham* (structural/mechanical). General contractor: *Keeland Associates, Inc.*






**Luxury housing for
"empty-nesters,
move-ups, and
young singles"**

This collection of luxury condominiums in Stockton, California is in its context a maverick, nestled as it is, the only multi-family housing in a suburban development of some three hundred single-family houses. The magic magnet is slightly less than an acre of water, a cove which is a part of the much larger Quail Lake.


There are in all twenty units of four basic types, and together they encircle the cove. The format is this: each unit has an enclosed courtyard on the entrance side, one of which is shown in the photograph on the right. Bedrooms are on this side. On the other side, facing the views, are the family and living areas. The living room of a model apartment shown below right, with its traditional, store-bought furniture, contrasts in feeling with the exteriors of the buildings, done in the now-familiar California vernacular in redwood.

QUAIL COVE CONDOMINIUMS,
Stockton, California. Architects: *Donald Sandy, Jr. and James A. Babcock.*
Engineers: *Dizon Engineering* (structural). Developer-builder: *Patmon Company, Incorporated.*



Karl Riek photos





Simon Scott photos

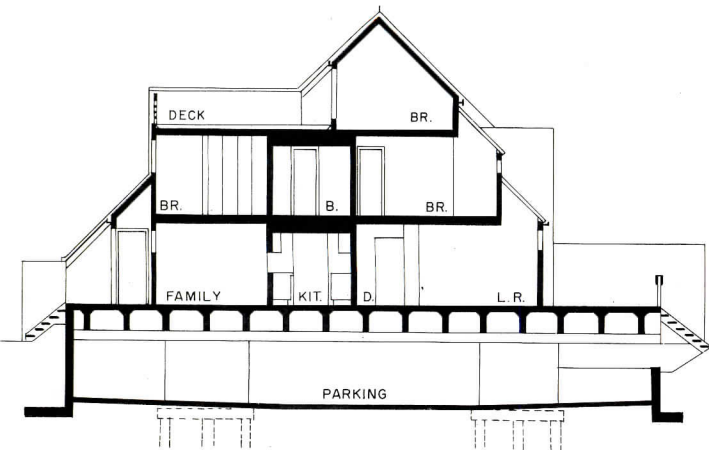
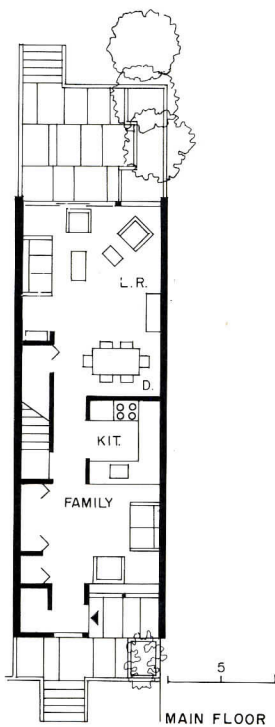
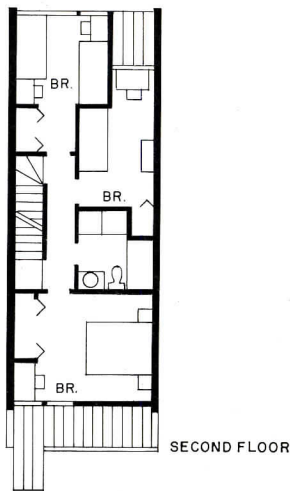
A cooperative organizational structure provides the chance for user participation in Vancouver

The area known as False Creek is being developed by the city of Vancouver to provide housing for 2,800 people in 850 to 900 units. The planning concept breaks the area down into eight irregularly shaped enclaves; one of which is shown in the aerial photograph below. These enclaves are in turn being developed by a variety of sponsors for non-profit cooperative housing, for limited-dividend senior-citizen housing, for free-market housing, and by a number of other institutions.

Working with a cooperative afforded the architects much greater user input than in most housing projects, where the users are anonymous, and a large number of proposed unit types

were in fact rejected because of users' preferences. Four types of townhouses were developed, all on a module of fourteen feet; a 24-suite apartment was also designed, in the same vocabulary as the townhouses. For the most part, living spaces face out from the enclaves towards park areas, public squares, and the waterfront beyond.

FALSE CREEK CO-OP HOUSING, Vancouver, British Columbia. Architects: *Henriquez Architects Urban Designers*. Engineers: *C.Y. Loh Associates Engineering Ltd.* (structural); *Keen Engineering Ltd.* (mechanical); *Ne-metz Engineering Ltd.* (electrical). Consultant: *Jeffrey Phillips* (landscape). Contractor Project Manager: *Frank Stanzl Construction Ltd.*





A modest camouflage at Kiawah Island

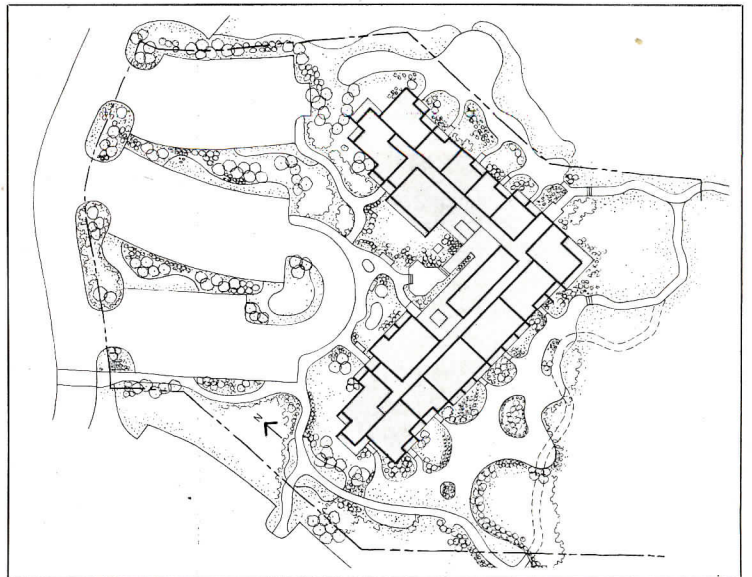
This collection of sixty-one condominium apartments on Kiawah Island, the South Carolina resort, was designed by the Atlanta firm of Jova/Daniels/Busby, and in doing it the architects were faced with a classic dilemma. A building of such size, particularly one in a delicate environment, is bound to make an impact. Either one can choose to make esthetic hay out of the impact, emphasizing size and shape and mass—as, for instance, Moore Lyndon Turnbull Whitaker did in the 1960s in their famous condominium at the Sea Ranch in California. Or one can take the opposite approach, deemphasizing the size of what is there, breaking up its surfaces and creating a smaller system of scale—which is what the architects attempted here. There are two, and only two, choices, since the potential third choice—

doing nothing—is not valid.

Thus these buildings come together with a purposeful articulation of the perimeter and the roof line. Beyond that, the choice of natural materials—cedar shingles and cypress trim—disguise and diminish the building's overall mass as well. The somewhat free-form entry deck (photographs below), with loosely grouped collections of indigenous plants around it, was also consciously designed as a foil to the size and rigidity of the building itself.


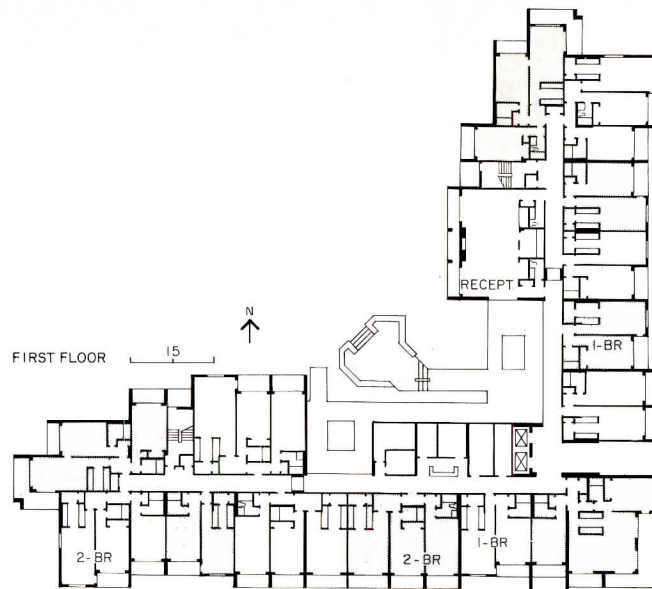
Because seismic and other subsurface conditions placed a penalty on the weight of the structure, a steel frame was chosen. Walls are 20-gauge metal studs; exterior walls are fire-rated cedar shingled on gypsum sheathing; interior partitions are gypsum on metal studs.

Gabriel Benzur photos



The sixty-one units—one, two, and three bedrooms—are arranged, fifteen units per floor, along a partially double, partially single loaded open corridor so that thirteen of the fifteen units have views of the beach. Elevators, laundry rooms, and other central services are in a core at the junction of the two wings.

RESORT CONDOMINIUM, Kiawah Island, South Carolina. Owner: *Kiawah Island Company*. Architects: *Jova/Daniels/Busby*—principal-in-charge: *Joseph C. League*. Engineers: *Hartrampf Powell & Associates* (mechanical); *John H. Matthews* (electrical). General Contractor: *Ruscon Construction Company*.




For more information, circle item numbers on Reader Service Inquiry Card, pages 221-222



Free-standing modular wood furniture

One of the newest designs for office furniture has been introduced by Herman Miller, Inc. Called "C-Forms," designed by Californian Don Chadwick,


the wood desk/credenza/storage system is based on six basic units that are available in 22 different sizes for providing any arrangement of secre-



tarial stations, free-standing open plan arrangements and executive offices. The straightforward and uncluttered design is achieved from the

detailing of the units, including no visible hardware and hidden wiring. ■ Herman Miller, Inc., Zeeland, Mich.

circle 300 on inquiry card



Special safety doors newly redesigned

The "Safetyline" metal door manufactured by Amarlite Anaconda and introduced in 1973 has been redesigned into a handsome, streamlined product. The door utilizes its safety and security features in three models—the deluxe style (shown center) comes with textured panels in antique bronze, pewter or copper with recommended applications in high traffic areas like commercial buildings; the stan-

dard model (left) is a lighter weight door suited for stores and restaurants; and the institutional model, which combines the ruggedness necessary for use in schools and auditoriums. Safety features include a rubber finger-guard on the lock stile, a concealed panic exit device and electronic floor pad operator. ■ Amarlite Anaconda Co., Atlanta.

circle 302 on inquiry card
more products on page 151


A machine to augment time management

A new concept in aids to time management is this electric desk-top unit, called "Time Management Machine," which monitors schedules and automatically counts down the number of days to a specified

target date. There are 20 channels, each programmable for an individual project. Once a date is set in a channel, there is a number displayed that indicates the number of days remaining to that deadline.

There is also a corresponding plastic reusable reference card, and there is no loss of memory in case of a blackout. ■ ERGO Enterprise, Huntingdon Valley, Pa.

circle 301 on inquiry card



For more information, circle item numbers on Reader Service Inquiry Card, pages 221-222

SIGNAGE / A condensed catalog sheet illustrates a complete line of dimensional lettering products in Plexiglas and high-density foam. Over 30 styles are shown, suitable for product/department identification, point-of-sale displays, office, directional and informational signage, exhibits, etc. ■ Scott Plastics Co., Sarasota, Fla.

circle 400 on inquiry card

FABRIC STRUCTURES / "Air Supported Structures, Reservoir Covers & Pond Liners," a four-page brochure, describes this maker's fabric products, their application and technical information, including a patented bias steel cable harness net system and heat-welded thermaliners. Tennis court, swimming pool, ice rink and field house enclosures are shown. ■ Air-Tech Industries, Inc., East Rutherford, N.J.

circle 401 on inquiry card

ACRYLIC CARPET / A technical bulletin discusses the general properties of *Acrilan* acrylic carpet fibers, available in five luster types, from semi-dull to bright. Flame spread and other product characteristics are given for the fiber. ■ Monsanto Textiles Co., Decatur, Ala.

circle 402 on inquiry card

MATERIALS HANDLING / A 16-page booklet describes all products and services of this manufacturer's Material Handling & Storage Products Division. Pallet racks of various types are featured; two fold-out pages show application ideas. Also included are a gravity-flow storage rack; conveyor components and systems; manual, semi-automated and automated storage, with and without *Courier* storage machines; and related machinery and services. ■ Interlake, Inc., Chicago.

circle 403 on inquiry card

AUTOMATIC SPRINKLERS / The "Decor" line of automatic fire protection sprinklers, with glass bulbs color-coded to indicate individual temperature ratings, is featured in a color brochure. A selection guide lists standard, flush and concealed sprinkler heads to meet varying fire protection needs; basic specifications and performance parameters for each device are given. ■ The Viking Corp., Hastings, Mich.

circle 404 on inquiry card

HEALTH CARE CASEWORK / Steel-framed furniture for health care facilities is shown in a product brochure. Illustrated are mobile and stationary models of bedside cabinets, dresser desks and wardrobes, all offered in a number of wood grain or solid color plastic finishes. Also shown are mirrors, trays, towel bars and other accessories. ■ Norco Mfg. Corp., Missoula, Mont.

circle 405 on inquiry card

WOOD USE MANUAL / Intended as a basic reference source of design values for selecting and specifying Western lumber, the "Product Use Manual" supplies professionals with standard size and grade information, values for light framing and structural light framing materials, span tables for joists, rafters and decking, etc. The manual also contains information on machine stress rated lumber and end-jointed products. ■ Western Wood Products Assn, Portland, Ore.

circle 406 on inquiry card

SPECIAL DOORS / Special service and rolling doors are shown in an architectural catalog. Dimensions, operating information, and pertinent code approvals are given for a full product line which includes rolling metal doors and fire doors; rolling grilles, shutters and packaged units; rolling fire shutters; and sliding chain link grilles. Highlighted is a new rolling grille glazed with acrylic panels, forming a 96 per cent "see through" barrier. ■ Cornell Iron Works, Inc., Mountaintop, Pa.

circle 407 on inquiry card

TRASH COMPACTION / Industrial and Commercial trash compaction equipment is described in a four-page brochure, which outlines the cost savings possible by reducing refuse storage space and lowering bulk hauling charges. ■ Metalfab, Inc., Beaver Dam, Wisc.

circle 408 on inquiry card

EVAPORATIVE COOLERS / Technical brochure describes the operation of *Z-Duct* indirect evaporative coolers, capable of producing EER's of over 100. Coolers may operate alone or in combination with conventional air-conditioning systems; tables, charts and example calculations are used to show how to determine the amount of cooling that can be expected under various kinds of operating conditions. *Z-Duct* installations are suggested for improving the worker environment in such hot operations as foundries, mills and kitchens. ■ Des-Champs Laboratories, Inc., East Hanover, N.J.

circle 409 on inquiry card

INSTITUTIONAL LAUNDRY / The *Hands Off* fully automated laundry system is explained in a 16-page booklet. Tilting washer-extractors, in 275- and 600-lb capacities, are basic to the system: these machines load and unload with no manual assistance at all. Different loading methods, equipment and options and partially-automatic versions of the *Hands-Off* installation are included. ■ Pellerin Milnor Corp., Kenner, La.

circle 410 on inquiry card

PLYWOOD SIDING / Four-color end-use photographs demonstrate some of the effects that can be achieved with redwood siding in panel form; an eight-page brochure also supplies product data and plan details of specific designs. Patterns and finishing recommendations are given for exterior and interior applications. ■ Simpson Timber Co., Seattle, Wash.

circle 411 on inquiry card

LAMINATED PLASTIC / A four-page brochure, "Solid Color-Design Group I" depicts 34 soft, muted pastels; intense, bright colors; and rich earth tones offered in high-pressure laminated plastic. ■ Ralph Wilson Plastics Co., Temple, Texas.

circle 412 on inquiry card


COMPOSITE PANELS / An eight-page catalog describes *Petrarch* interior and exterior building panels, a slate composite with a high percentage of stone granules bonded with resin, reinforced with glass fiber, and cast in a natural slate mold. *Petrarch* available in 3/16- and 7/16-in.-thick panels, has high impact strength and stain resistance; ASTM test results are included in the catalog. ■ Redland Petrarch, Prismo Universal Corp., Parsippany, N.J.

circle 413 on inquiry card

more literature on page 149

THE dryvit SYSTEM

Learn Why It Makes Sense!



- 1 First a rigid panel of Expanded Polystyrene that offers optimum insulating qualities. It becomes the foundation of any "U" value that is required to really control heating and cooling costs.
- 2 Our specially woven and treated Fiberglass Fabric that prevents surface cracking and that's important — no cracks mean no leaks or maintenance.
- 3 Our special Primus/Adhesive, a unique plaster material mixed with Type I Portland Cement to adhere Dryvit Insulation Board to the back-up surface and to embed Dryvit Reinforcing Fabric on the face of the board.
- 4 Dryvit Finish; a synthetic plaster material having high bond strength, extremely pleasing in appearance in a choice of 14 integral colors and various textures. It provides a water resistant, jointless exterior that is maintenance free.

Lightweight Is Important

Only 7½ pounds per square foot, so you can reduce your steel usage substantially. Thinner walls also increase useable floor space.

DRYVIT SYSTEM, INC.
Warwick, RI—Tulsa, OK

Circle 63 on inquiry card

OFFICE PARTITIONS / Techniques for achieving greater office productivity through improved acoustical control, greater privacy, employee convenience, and comprehensive wire and cable management are outlined in a 16-page brochure describing the *Harter/Wall* a moveable architectural office wall. Color photos show wall installation procedures; diagrams and close-up photos illustrate details of *Lockslide* panel joints, acoustical cross-sections, and techniques for handling components. ■ Harter Corp., Sturgie, Mich.
circle 414 on inquiry card

BARRIER-FREE HARDWARE / A 24-page color booklet contains the results of a manufacturer-sponsored study on designing special products for the disabled and elderly. The requirements of this market are discussed; specifically designed furniture, plumbing fittings and builders' hardware are shown. ■ The International Nickel Co., Inc., New York City.
circle 415 on inquiry card

SILICONE FLUID / A literature package provides scientific and technical material on the toxicity, environmental impact, and flammability of silicone fluid used as an alternative to organic compounds in chemical processing, electrical products, textiles, paper and printing, etc. ■ Dow Corning Corp., Midland, Mich.
circle 416 on inquiry card

DATA BASE INFORMATION / A product brochure and catalog explains information gathering and retrieval services offered in various microform formats. The Technical Data Services Group provides current information, on an annual subscription basis, on industrial products, including catalogs from over 22,500 manufacturers; industry codes and standards; such international standards as the British Standards Institute and Japanese Industrial Standards; and a large collection of Federal Government regulations, specifications, and standards. ■ Information Handling Services, Englewood, Colo.
circle 417 on inquiry card

RADIANT HEATING / Panels for residential, commercial and industrial applications are described in a six-page catalog. The capabilities of radiant heating is discussed, comparing its safety, function and effectiveness with other conventional heating systems. ■ Therma-Ray Mfg., Inc., Old Saybrook, Conn.
circle 418 on inquiry card

CHAIR EXERCISES / "Sitting Fit," a booklet of muscle-toning exercises devised by Liliias Folan, nationally known authority on yoga and physical fitness, has been published by the Architectural Systems Division of this office furniture manufacturer. The five simple exercises described can be done easily by office workers using a comfortable armchair. ■ Westinghouse, Architectural Systems Div., Grand Rapids, Mich.

circle 419 on inquiry card

SEATING / The "riding chair," designed to allow the human body to assume a comfortable, normal posture with no unusual pressure points, is described in a color brochure. Entitled "The right way to sit," it explains how the chair incorporates a tilting action to encourage a more natural sitting posture. The "riding chair" is available in examining stool and chair formats, as well as versions suitable for use by semi-invalid persons in the home. ■ Rajowalt Co., Atwood, Ind.

circle 420 on inquiry card

WESTERN WOODS / A 310-page Use Book provides a technical reference covering the uses of the major Western lumber species, with the latest engineering and other data needed by architects, engineers and others involved in the design and specification of wood products. This 1979 edition supplants the first, 1973, version, and is available from the Western Wood Products Assn., 1500 Yeon Bldg., Portland, Ore. 97204. Cost per copy of the "Western Woods Use Book is \$20.00.

CARPET POSTER / A striking 24- by 18-in. color poster is available in limited quantities to design professionals. Prepared by a source for handcrafted rugs, the poster introduces a theory of color use where any hue may be read as both color and no-color. ■ V'Soske, New York City.


circle 421 on inquiry card

IN-FLOOR ELECTRIFICATION / Twelve-page catalog describes the benefits and use of in-floor electrification systems in single- and multi-level concrete and steel-framed buildings. The catalog shows how the systems account for future changes in service and communication requirements, and how they apply to various structural framings. Included is a fire-rated "poke-thru" assembly for low-cost construction. ■ Mac-Fab Products, Inc., St. Louis.

circle 422 on inquiry card

more literature on page 155

Performing with a flair.



We at Sargent take a special pride in our distributors. For they have added an extra dimension to the Sargent name. For example —

They are professionals whose knowledge of the world of hardware specifications can save you time. And whose advice you can take with assurance.

They're specialists at scheduling your door hardware to the smallest detail. They inventory a vast assortment of off-the-shelf items. So that you don't tie up your capital.


They're successful businessmen, with reputations built on sound management. And financial responsibility.

They're trusted representatives of Sargent with full Sargent support. Including technical assistance and collateral materials for your information.


Considering these basic qualities that every Sargent distributor must meet, is it any wonder they're part of a very select group? You have to be good to make the Sargent team.

Sargent Distributors. A cut above the rest.


Circle 64 on inquiry card



Stark Structural Tile will not burn or emit toxic fumes.
 Lets you design for maximum fire safety.



Impervious surface
 Fired on hard-as-glass finish



Insulation
 "U" factor: 0.072
 (10" insulated cavity brick and
 tile wall)



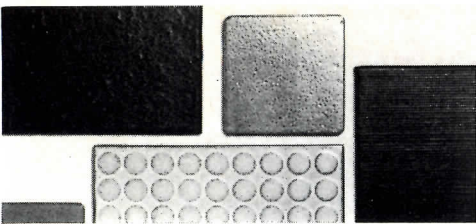
Sound control
 STC rating: 46
 NRC rating: .55 to .60



Stark Ceramics,
 P.O. Box 8880
 Canton, OH 44711

Call toll free 1-800-321-0662
 (In Ohio, call collect 216-488-12

Stark Structural Tile is:
 Glazed Facing Tile
 Acoustical Tile
 Textured Tile
 Textured Acoustical Tile
 . . . also utility and lustre
 finish utility brick and
 High Brick.



CERAMIC TILE / Handcrafted commercial tile line is offered in contemporary colors and sizes. Unglazed pavers and glazed tiles meet heavy-duty requirements; sizes range from 3- by 6-in. to 12- by 12-in., and include new 6- by 6-in. radius corner tile and slip-resistant textures for floors. ■ Forms & Surfaces, Santa Barbara, Calif.

circle 303 on inquiry card


SOLID WOOD PANELING / "Tostado Ash" is solid hardwood plank paneling, manufactured in random lengths and widths; each panel is 3/4-in.-thick. Each piece is prefinished, with a variety of natural surface marks that add interest to the rich color of the wood itself. ■ Townsend Unit, Potlatch Corp., Stuttgart, Ark.

circle 304 on inquiry card



CONTROL ROOM CASEWORK / This line of component housing modules is intended to streamline the organization of this maker's "JC/80" input/output console devices. Six basic units can be assembled to accommodate any number of building management components; included are turret sections to contain slide projectors, CRT's, CCTV monitors and keyboards. Specially designed tables and cabinets organize related control room equipment. Turrets are positioned to provide a clean line of sight to each alarm annunciating screen. The panel section supporting the legs serves as a wireway; duplex connection receptables can also be included to simplify power wiring termination. ■ Johnson Controls, Inc., Milwaukee.

circle 305 on inquiry card




CABINET PULLS / Solid brass hardware is offered in four distinctive styles and three finishes: polished chrome, satin chrome and oil rubbed chrome. ■ Forms & Surfaces, Santa Barbara, Calif.

circle 306 on inquiry card



DESK CHAIRS / "Carini Executive Seating" chairs roll on a steel base covered in self-skin urethane foam which protects users shoes and will not damage other furniture. Both high- and standard-back versions are fully upholstered in a choice of fabrics, vinyls or leathers. Height adjustments can be made while seated by activating a gas spring mechanism. ■ Atelier International, Ltd., New York City.

circle 307 on inquiry card



STORAGE CABINET / The "Sigma" buffet is finished on all sides in Carpathian Elm burl; the interior of the cabinet is lined with natural oak veneer. Piece is set on a 2-in.-high mirror chrome plinth base with adjustable glides. Available interior appointments include adjustable height shelves, and a three-drawer unit lined with cloth for flatware. ■ Stendig Inc., New York City.

*circle 308 on inquiry card
more products on page 153*

Granite.

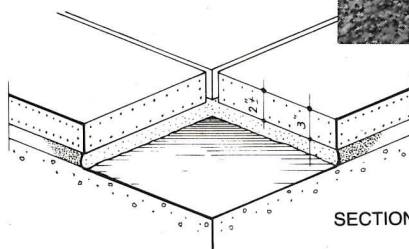
A step up to beauty.

A step up to wearability.

Forever-lasting beauty that requires no maintenance, adds a stepping stone to prestige, elegance. Choose from twenty colors, endless shapes and patterns, and all the expert help we can give you. Consider the character of mixing more than one color or pattern in an application.

For more information, and a packet of full color literature illustrating Cold Spring Granite products in use, call toll free **800-328-7038**. In Minnesota call (612) 685-3621, or write to the address below.

I.D.S. Center, Minneapolis, MN
Architect: Philip Johnson & John Burgee, New York, N.Y.



SECTION



Cold Spring Granite Company, Dept. AR-9

202 South 3rd Avenue, Cold Spring, MN 56320

Circle 66 on inquiry card



THE ONLY DOOR THAT'S EASY ON THE FINGERS IS NOW EASY ON THE EYES.

Admittedly, looks were not the first consideration in designing our Safetyline Door.

Safety was. So we gave it a flexible rubber guard to save fingers. And perhaps even save you a lawsuit.

We gave it a cylindrical stile and a 2-point flush-mounted

locking mechanism. And a push-pull that fits snugly so it doesn't snag clothing.

It was the only door of its kind. And it still is.

Now come the looks. A variety of looks, including the textured panel above, to dovetail with any design.

And if you don't find exactly what you want, we'll custom make it.


Either way, you get a door that doesn't give up aesthetics for safety. Or vice-versa.

Your Amarlite Representative will be happy to show you all the ways we've dressed up

the Safetyline Door.

For more information, write to Amarlite Anaconda, P.O. Box 1719, Atlanta, Ga. 30301. Or you can call us at (404) 691-5750.

AMARLITE
ANACONDA  Aluminum
Division



ILLUMINATED CEILING / Three-ft-sq interlocking aluminum suspended in shadowline or sculptured perimeter profiles create a wall-to-wall or floating ceiling. "Bold Cel" modules are available painted white, metallic or colors, or in mirror-finished chrome or gold tones. Lighting elements are designed for efficient, even illumination. ■ Neo-Ray Products, Inc., Brooklyn, N.Y.

circle 309 on inquiry card

FABRIC WALLCOVERINGS / Designed for the



American market and fully stocked in this country, the "Range 3" natural fabric wallcovering collection is woven in Scotland in a variety of linens, cable stripes, honeycomb designs, open weaves, chevrons and herring-bones. All fabrics have a Class A fire rating. ■ Sidlaw of Scotland Inc., Atlanta, Georgia.


circle 310 on inquiry card

FURNITURE CASTER / Constructed with a double



ball bearing swivel—two sets of hardened steel balls that roll freely in two separate tempered raceways—this heavy-duty furniture caster moves easily for a long performance life. Wheels may be two-in. diameter "Baco" soft rubber for hard, smooth floors, or 2½-in.-diameter hard "Atlasite" rubber for carpet use. ■ Bassick Div., Stewart-Warner Corp., Bridgeport, Conn.

circle 311 on inquiry card



LABORATORY FURNITURE / A recent addition to the *Contempra* line of modular laboratory furniture, this dual-purpose unit offers the protection of an in-lab safety cabinet and serves as a fume-hood base unit. The cabinet meets all OSHA and NFPA design and construction requirements for safe handling of flammable and combustible solvents. Height and depth dimensions are the same as other base units in the line, 35¼- by 22-in.; it is available in 3-, 4-, and 5-ft widths. ■ Fisher Scientific Co., Pittsburgh.

circle 312 on inquiry card



WATER SERVICE FITTING / This line of *Celcon* acetal copolymer compression-type fittings may be installed on any pipe, metal or plastic, used with domestic water service. The body of each fitting incorporates a rubber O ring, with a fitting nut and conical split ring made of *Celcon* all working together to hold the pipe securely in place. Resistance to "pull-out" increases in direct proportion to the amount of stress exerted in an effort to break the connection; the plastic's high stripping torque prevents loss of thread contact, eliminating leaks. Unions and male connectors are offered in ¼-in. and 1-in. sizes. ■ Plasson Fittings, New York City.

circle 313 on inquiry card



PEBBLE-FINISH SKYLIGHT / An outer, textured dome of *Protect-A-Glaze* sheet is used over an inner diffuser panel of double-layered *Lexan* structured sheet in the *Tri-Therm* skylight, providing thermal performance superior to double- and single-sheet acrylic units. Condensation resistance on the interior surfaces is rated at 59, compared to 52 for twin-dome acrylic. The lightweight skylight's simple design permits installation on a wooden curb, lowering in-place costs. ■ Faulkner Plastics, Tampa, Fla.

circle 314 on inquiry card

solar storage tubes

Solar Components solar storage tubes are... practical!

Designed to be used in Passive Solar Energy Systems — the tubes are placed behind a "solar window" for direct collection and storage of solar heat. They utilize the efficiency of a cylindrical cross section. Four standard sizes with sealed bottoms easily accommodate any size energy collection system. The solar storage tubes are corrosion-free, lightweight, durable, and inexpensive! Best of all, they are proven in use in hundreds of projects coast-to-coast.

For ordering information, call or write!
Solar Components Division,
Kalwall Corporation
 P.O. Box 237, Manchester, NH 03105 Phone 603-668-8186

Circle 68 on inquiry card

The disabled need not be handicapped... if buildings are properly designed.

Barrier-free design is often the lowest cost answer—as well as the most sensible one. At Bradley, we've listened to the experts and created Bradley products that will accommodate everyone—including the disabled. We've also incorporated washroom product designs that address vandalism and water conservation.

Send for your free copy of our

new barrier-free products catalog that contains basic washroom design criteria plus specifications on our new products. A 30-minute film, "Barrier-Free Washroom Design" is also available for viewing. Contact your Bradley representative or write: Bradley Corporation, 9101 Fountain Blvd., Menomonee Falls, Wisconsin 53051.



Bradpack® Wash Center



Barrier-Free Washfountain



Modesty Module® Shower

Another
right idea
from  **Bradley**

DATA BASE INFORMATION / A product brochure and catalog explains information gathering and retrieval services offered in various microform formats. The Technical Data Services Group provides current information, on an annual subscription basis, on industrial products, including catalogs from over 22,500 manufacturers; industry codes and standards; such international standards as the British Standards Institute and Japanese Industrial Standards; and a large collection of Federal Government regulations, specifications, and standards. ■ Information Handling Services, Englewood, Colo.

circle 425 on inquiry card

RADIANT HEATING / Panels for residential, commercial and industrial applications are described in a six-page catalog. The capabilities of radiant heating is discussed, comparing its safety, function and effectiveness with other conventional heating systems. ■ Therma-Ray Mfg., Inc., Old Saybrook, Conn.

circle 426 on inquiry card

TACTILE SIGNS / Twenty-page "Handbook on Tactile signs and Location Cues for the Blind and Visually Impaired" contains practical guidelines and recommendations helpful to architects and others responsible for making environmental modifications. The booklet discusses the Rehabilitation Act, compliance, existing standards, and describes the "Touch-and-Know" signs, location cues and elevator signage developed by the not-for-profit Dialogue with the Blind. ■ Dialogue with the Blind, Merwyn, Ill.

circle 428 on inquiry card

FREE-LAY CARPET / A color card binder contains watch cards of all *Interface* flooring products, a line of free-lay modular carpets. *Interface* is available in various pile heights and face weights to meet individual commercial and institutional specifications. ■ Carpets International-Georgia, Inc., LaGrange, Ga.

circle 429 on inquiry card

WOOD USE REFERENCE / The 1977 Western Wood Products Association Statistical Yearbook contains data for that and preceding years covering lumber orders, production, shipments, use areas, housing starts, forest facts, etc. Copies are offered at a \$5.00 charge from the WWPA, 1500 Yeon Rd., Portland, Ore. 97204.

ARCHITECTURAL METAL WORK / A hard cover, 160-page catalog of stock components serves as a reference for those concerned with the design and construction of railing systems, decorative metal screens, and other architectural metal work. Products are offered in aluminum, steel, bronze and stainless steel; handrail moldings are also shown in vinyl and acrylic-treated wood. ■ Julius Blum & Co., Inc., Carlstadt, N.J.

circle 430 on inquiry card

CAMPUS LIGHTING / Efficient, cost effective light for college facilities, indoor and out, is the subject of a 10-page color brochure. Suggestions such as conversion of existing mercury-vapor lights to HPS fixtures are made, showing how this will lower mercury use while providing 106 per cent more light. Ten luminaires are pictured for a variety of lighting applications, including parking lots, indoor athletic areas, walkways, building entrances, roads and driveways. ■ General Electric Co., Hendersonville, N.C.

circle 431 on inquiry card

Profit from our experience

Rockefeller Realty Corporation

Real Estate Development, Investment, Services

- Developer and owner/investor—principally major new office, commercial, multi-use buildings and complexes
- Management and advisory services—real estate development and investment

Rockefeller Realty Corporation

1230 Avenue of the Americas
Rockefeller Center
New York, N.Y. 10020 (212) 489-5990

John G. Burnett, President
Peter C. Haeflner, Jr., Executive Vice President

A Rockefeller Realty Group Company

Circle 70 on inquiry card

In your mind there's a building that's beautiful, durable, economical and energy efficient. Design it with Alcoa Alply insulated panels.

United Bank of Boulder, Boulder, Colorado
E. C. Grabow Associates, architects, Boulder, Colorado



Bloomingdale's, White Flint Mall, Kensington, Maryland
RTKL Associates, Inc., architects, Baltimore, Maryland

If aesthetic freedom and energy conservation are important to you and your client, then we suggest you contact us for your nearest Alcoa® Alply® panel regional distributor, who offers you single-source responsibility—everything from engineering to the completed wall system, in place, with integral fenestration, interior and exterior finish and thermal insulation.

No other insulated modular wall offers all these choices for low- to middle-rise buildings:

Exterior and interior skins: aluminum and stainless steel.

Finishes: four standard finishes, including Super Alupalure® baked-on, fluoropolymer enamels, Alumilite™ electrolytic coatings in natural aluminum and Duranodic™ hard-coat finishes in three integral bronze shades.

Panel cores: polystyrene, polyurethane, isocyanurate† or other materials, depending upon project requirements.

Wide range of panel sizes: up to five feet wide, 18 feet long.

Variety of shapes: panels can be shop-formed to almost any three-dimensional shape desired.

Choice of joining systems: Alcoa's patented Snug Seam®, caulking, splines, battens or frames.

For further information, look for us in Sweet's 8.14/Alu, or write:
The Stolle Corporation, Aluminum Company of America,
1130-J Alcoa Building, Pittsburgh, PA 15219.

†The use of polyurethane, polystyrene and isocyanurate cores in these applications may present a fire hazard under certain circumstances. Consultation with building code officials and insurance company personnel is recommended.

Detroit Science Center, Detroit, Michigan
William Kessler and Associates Inc., architects, Detroit, Michigan

The Stolle Corporation
A Subsidiary of Aluminum Company of America

 ALCOA

Firm changes

Sidney E. Snyder, Jr., AIA, has been named president of the architectural firm of Ossipoff, Snyder, Rowland & Goetz. Gregory C. Goetz, AIA, has been named the firm's senior vice president and treasurer, and Alan W. Rowland, AIA, will serve as vice president and secretary.

A Baltimore architectural firm, Building Sciences, has changed its firm name to Parsons and Baukhages, Inc.

Pearce Corporation, a St. Louis-based architectural firm, has recently hired David E. Moreno as director of interior planning and design, and promoted Patrick M. Finn to associate vice president, M. Kent Turner, AIA, to principal, and James J. Dutton, AIA to vice president.

The planning and architectural firm of William J. Pereira Associates has announced the appointment of five new vice presidents. They are George J. Bliss, III, Arthur Golding, AIA, Graham Kaye-Eddie, Victor R. Schumacher, AIA and Robert Stockton, AIA. Chris Northrup has joined the firm as director of public relations.

Steve Reigle has been named an associate of Pierce Goodwin Alexander, Architects, Interior Architects, Engineers, Planners.

RNL, Inc., a Denver-based architectural, engineering and planning firm, announce the promotion of six new officers. Gary T. Merideth has been promoted to vice president, interior design, and Bruce E. Gerwig, Vishram G. Karmarker, Charles R. Hugton, Joseph Naso, and Ronald L. Whatley have been promoted to assistant vice president.

RTKL Associates Inc. announce the following appointments to associate principal: David R. Beard, AIA, W. Barry Graham, Thomas C. Gruber, AIA; and as associates: Jyotin J. Choksey, PE, Steven W. Eastwood, William W. Houston, PE, David C. Ludson, AIA, Paul F. Jacob, III, Charles A. Kubat, Stephen K. Loos, and Charles Millenburg, Jr.

Joseph Ehardt, Jr. has been elected associate vice president of Reynolds, Smith and Hills Architects-Engineers-Planners, Incorporated.

Sert, Jackson and Associates announce the appointment of James B. Herold as vice president and director of the corporation. Sert, Jackson also announces the advancement of Priscilla D. Kern and Hugh Phillips, Jr. to associates in the firm.


Charles Uray, Jr., PE, has been named executive vice president of Snell Environmental Group, Inc. Richard Burke, PE, has been named project manager, Susan Bugher, PE, has been assigned to the civil engineering division; Valerie Johnson has joined the firm as a landscape architect; Paul G. Aerman, RLA has been named division manager of landscape architecture; and Lawrence W. Fulton PE has joined the firm as a project manager.

The Edelman Partnership/Architects announce the following changes: new partners: Harold Edelman, AIA, Judith Edelman, AIA, Gerald Buck, RA; Anne Tichich, RA; associates: Dennis Bator, RA, Virginia Yang, RA; administrator: Whitney Merritt.

The Hillier Group, Architects and Planners announce the promotion of seven members of the firm to the level of principal. The seven are: George Cedeno, John Pearce, Edmund A. Wilson, Jr., Dennis Wyckoff, Joseph J. Bavaro, Steven deRochi and Joel Spaeth.

The Smith, Korach, Hayet, Haynie Partnership/Architects/Engineers/Planners, announce the appointment of Helen Mamber Levin, ASID, IBD, Richard L. Bennett, Jr., AIA and Avinash Gupta as associates in the firm.

The Turkel Collaborative Architects and Plan-



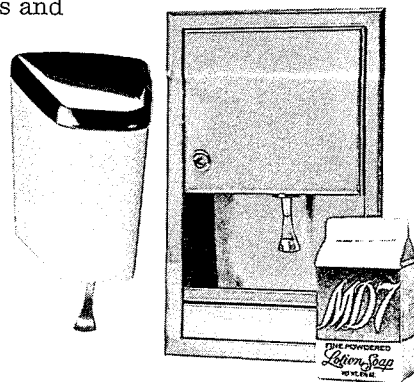
"I went for design. He went for cost. We both went for powder dispensers."

As the designer of this building, I had two things to consider when I chose the soap dispensers for the washrooms. Cost and design. The building owner asked if there wasn't an alternative to liquid soap. He said the dispensers always clogged or leaked. He also mentioned there was more waste with liquid soap—and the dispensers always seemed to need refilling.

I suggested we try a fine-powdered soap. Specifically MD*7® It's not gritty like an industrial powdered soap, so it is perfect for the washrooms in an office building. Still MD*7 gets hands really clean, is gentle, and won't irritate normal skin. We decided to go with powdered soap. And with all the different styles in soap dispensers I found one that was perfect for the design of the washrooms.

I'll be installing powder dispensers and MD*7 in all the buildings I design. And for good reasons. They please my eye, the tenant's hands, and my client's budget. Who says you can't please everyone?

For further information see Sweet's Catalog 10.16 Un.



U.S. BORAX
A MEMBER OF THE RTZ GROUP
3075 Wilshire Blvd., Los Angeles, CA 90010.



Exposed ductwork is often required in a building design. This may be by necessity or application of the architectural function – beauty needs all the help it can get.

United Sheet Metal's standardized, factory machine-formed duct and fittings make exposed ductwork an economical, attractive, architectural design feature.

Available in both spiral round and flat oval configurations, the complete uniformity and smooth lockseam construction make it a design asset in any exposed installation. And, you can specify any desired paint finish on our 'Paint Grip' galvanized steel duct.

Where noise and thermal control are critical, United's internally insulated, Acousti k-27 duct and fittings are the answer, and provide the same attractive exterior appearance.

Circle 72 on inquiry card

How to turn exposed duct into a work of Art

Of course, the beauty of our duct and fittings is more than skin deep. We have been the leading manufacturer of quality, factory-made duct and fittings for all types of commercial and industrial HVAC applications for over a quarter of a century.

Send for our comprehensive Engineering Bulletin on "Exposed Duct Work" - Vol. 1

No. 3. Circle the reader service number below or contact: United Sheet Metal, 200 E. Broadway, Westerville, Ohio 43081. Telephone: 614/882-7401.

**United McGill
Corporation**

United Sheet Metal

DELTA DASH.[®] SAME DAY DELIVERY ON SMALL PACKAGES.



Delta DASH (Delta Airlines Special Handling) gives you same day delivery if we receive your small packages during normal business hours. If your package arrives after normal business hours, we will deliver it the first thing next morning—generally no later than 10am. And DASH serves 87 U.S. cities plus San Juan.

Packages (up to 50 lbs.) are accepted at airport ticket counters up to 30 minutes before flight time. Up to 60 minutes at cargo terminals. Size limit is 90 inches: width + length + height.

The airport-to-airport rate between any two of Delta's domestic cities is \$30 (\$25 between Dallas/Ft. Worth and Los Angeles or San Diego or San Francisco). Pick-up and delivery is available at extra charge. Call (800) 638-7333, toll free. (In Baltimore, 269-6393.)

You can ship via DASH between Delta cities in the U.S. and Montreal, Nassau, Bermuda, Freeport, London, England and Frankfurt, Germany. For full details, call your local Delta cargo office.



DELTA IS READY WHEN YOU ARE[®]

ners announce that Kenneth R. Resheske, AIA, has been appointed an associate of the firm.

Benjamin Thompson & Associates, Inc. announce the appointment of Bruno D'Agostino as vice president and Jane Thompson as vice president for development and planning research. Newly appointed associates are: George Bissell, MacGregor Freeman, Kenneth J. Gritter, Philip Loheed and Marcus Rector. Phillip Goldberg has joined the firm as vice president for financial planning and administrative services. Allan Chapman, Edward Diehl and Rick Lamb have been named consulting associates.

3D/International announce the following promotions. Appointed to vice presidents are: Kermit S. Harmon, Jr., PE, director of mechanical and electrical design, and Lemuel M. Bottoms, director of time cost control. Jack B. Esmond PE, manager of mechanical design, has been promoted to senior associate. The following people have been named associates of the company: James R. Baker, interior architecture; Marvin L. Cleavinger, technical services; Earl N. Douglas, procurement services; Emad Khaja, technical services; David J. Leaker, project management; Charles R. Love, procurement services; Eric S. McCann, technical services; Frank D. Tincup, procurement services; Billy G. Tomlinson, interior architecture and Gabriel A. Carrillo, international project management, architecture and engineering.

Donald C. Vitters, has been named an associate in the architecture/planning firm of Wallace, Floyd, Ellenzweig, Moore, Inc.

H. A. Williams and Associates, Inc., Consulting Engineers, announce that Richard W. Payne has been appointed to the newly created post of executive vice president.

George Wittenberg, III, John Sloan and Gerald Hammons have been named partners in the Little Rock architectural firm of Wittenberg, Delony & Davidson.

New addresses

Cassway/Albert and Associates will now be located at 2130 Arch Street, Philadelphia, Pennsylvania.

Cline Smull Hamill Quintieri Associates have a new address located at Idaho First Plaza, Suite 1700, Boise, Idaho

Devroux & Purnell announce their new office location at 1215 Connecticut Avenue, Northwest, Washington, D.C.

ED2 Architects/Planners have moved their offices to 1550 Pacific Avenue, San Francisco, California.

Gaul & Associates, have expanded their offices and moved to 415 North Dearborn Street, Chicago, Illinois.

Mackinlay Winnacker McNeil AIA & Associates Inc. offices are newly located at 2333 Harrison Street, Oakland, California.

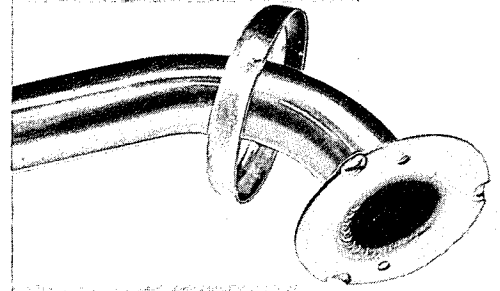
Herbert L. Mandel AIA Architect and City Planner will be located at 443 Park Avenue South, New York, New York.

David Lloyd Maron Architect has a new office address at 130 Madison Avenue, New York, New York.


David Todd and Associates have relocated their offices to 134 East 95th Street, New York, New York.

Max O. Urbahn Associates, Inc. Architecture Planning & Management wish to announce the relocation of their offices to 1250 Broadway, New York, New York.

The strength of exposed



The beauty of concealed



The advantages of both exposed and concealed mounting are combined in Parker's 300 Series grab bars. These satin finish stainless steel bars are equipped with escutcheon flanges which easily snap over wall flanges for concealed mounting. They're offered in 1 1/4" and 1 1/2" diameters and are available with a non-slip gripping surface. Parker produces these bars in straight lengths, corridor railing and a wide variety of special configurations, to provide safety and convenience wherever it's needed.

See our catalog in:



Building
Products
Catalog
10-167




Sweet's
General
Building
File 10.16/Pa

**charles
parker**

290 PRATT ST., MERIDEN, CT 06450
TEL: 203-235-6365

An ARCHITECTURAL RECORD seminar...

DESIGN/BUILD AND THE LAW



FOR ARCHITECTS, ENGINEERS & OWNERS

October 26, 1979 Washington, D.C.

November 14, 1979 San Antonio

February 6, 1980 Los Angeles

Attendees successfully completing this seminar will be awarded .7 Continuing Education Units and a certificate of completion.

A one-day seminar on design/build projects and the law, covering specific contracts, liability exposures, and insurance problems...

ESSENTIAL INFORMATION TO HELP YOU MINIMIZE THE RISKS OF DESIGN/BUILD, WHILE MAXIMIZING THE BENEFITS.



Introductory offer to
new members of the

architects' book club

162/182
TIME-SAVER
STANDARDS FOR
BUILDING TYPES
by J. DeChiara & J. H.
Callender

Pub. price, \$45.00
Club price, \$31.50

771/43X
WORKING DRAWING
HANDBOOK




by R. C. McHugh
Pub. price, \$13.95
Club price, \$10.50

026/386
SPECIFICATIONS:
Architecture,
Engineering and
Construction

by C. Ayers
Pub. price, \$19.50
Club price, \$13.65

267/561
DICTIONARY OF
ARCHITECTURE &
CONSTRUCTION

by C. M. Harris
Pub. price, \$38.50
Club price, \$26.95



ANY ONE
OF THESE GREAT
PROFESSIONAL BOOKS
FOR ONLY \$1.89
VALUES UP
TO \$58.50

785/678
CONSTRUCTION
MATERIALS: Types,
Uses, & Applications
by C. Hornbostel
Pub. price, \$30.00
Club price, \$23.50

178/836
ENERGY CONSERVATION
STANDARDS
For Building Design,
Construction, and
Operation
by F. D. Dubin
Pub. price, \$22.50
Club price, \$17.95

629/382
MODEL BUILDING FOR
ARCHITECTS AND
ENGINEERS

by J. R. Taylor
Pub. price, \$24.95
Club price, \$17.50

767/629
ARCHITECTURAL
PRESENTATION
TECHNIQUES










by W. Atkin
Pub. price, \$15.95
Club price, \$12.75

287/341
STANDARD HANDBOOK
OF ENGINEERING
CALCULATIONS

by T. G. Hicks
Pub. price, \$29.50
Club price, \$21.00

096/473
TIME-SAVER
STANDARDS FOR
ARCHITECTURAL
DESIGN DATA, 5/e

by J. H. Callender
Pub. price, \$41.50
Club price, \$31.25



785/112
THE PHOTOGRAPHY OF
ARCHITECTURE AND
DESIGN
by J. Schulman
Pub. price, \$25.00
Club price, \$18.75

023/395
HOUSES OF THE WEST
by Architectural
Record
Pub. price, \$18.95
Club price, \$14.95

256/241
THE USE OF COLOR IN
INTERIORS
by A. O. Halse
Pub. price, \$24.95
Club price, \$19.95

124/302
ENERGY TECHNOLOGY
HANDBOOK
by D. M. Considine
Pub. price, \$58.50
Club price, \$40.95

089/248
ARCHITECTURAL
DELINEATION: A
Photographic Approach
to Presentation
by E. E. Burden
Pub. price, \$29.95
Club price, \$22.75

023/301
A TREASURY OF
CONTEMPORARY
HOUSES
by Architectural
Record
Pub. price, \$18.95
Club price, \$14.95

463/45X
STANDARD
STRUCTURAL DETAILS
FOR BUILDING
CONSTRUCTION
by M. Newman
Pub. price, \$27.50
Club price, \$19.25

017/514
SOLAR ENERGY:
Fundamentals in
Building Design
by B. Anderson
Pub. price, \$23.95
Club price, \$17.95

save time and money by joining the architects' book club

Here is a professional club designed to meet your day-to-day architectural needs by providing practical books in your field on a regular basis at below publisher prices. If you're missing out on important technical literature—if today's high cost of reading curbs the growth of your library—here's the solution to your problem. You're guaranteed a 15% discount; often it's much more.

The Architects' Book Club was organized for you, to provide an economical reading program that cannot fail to be of value. Administered by the McGraw-Hill Book Company, all books are chosen by qualified editors and consultants. Their understanding of the standards and values of the literature in your field guarantees the appropriateness of the selections. Books are selected from a wide range of publishers.

How the Club operates: Fourteen times a year you receive free of charge *The Architects' Book Club Bulletin*. This announces and describes the Club's featured book of the month as well as alternate selections available at special members' prices. If you want to examine the Club's feature of the month, you do nothing. If you prefer one of the alternate selections—or if you want no book at all—you notify the Club by returning the card enclosed with each *Bulletin*.

As a Club Member, you agree only to the purchase of four books (including your first selection) over a two-year period. Considering the many books published annually, there will surely be at least four you would want to own anyway. By joining the club, you save both money and the trouble of searching for the best books.

MAIL THIS COUPON TODAY

Architects' Book Club
P.O. Box 582, Hightstown, New Jersey 08520



Please enroll me as a member and send me the two books indicated. I am to receive the Premium Book at the introductory price of \$1.89 plus my first selection at the discounted price to members, plus tax, postage and handling. If not satisfied, I may return the books within 10 days and request that my membership be canceled. If I keep the books, I agree to take a minimum of three additional books during the next two years. I will receive the Club Bulletin 14 times a year. If I want to examine a featured selection, I need take no action. If I will be shipped automatically if I want an alternate selection—or no book at all—I notify the Club by returning the card enclosed. A postage and handling charge is added to each shipment. I will have a minimum 10 days in which to return the card, and you will credit my account fully, including postage, if this is not the case. Membership in the club is continuous but cancellable by me at any time after the four book purchase requirement has been fulfilled. This order subject to acceptance by McGraw-Hill.

Orders from outside the U.S. must be prepaid with international money orders in U.S. dollars.

Write Code No.
of Premium Book Here

Write Code No.
of First Selection Here

Charge my VISA MASTER CHARGE* Exp. Date _____

Credit Card # _____ *MC Bank # _____

Signature _____

Name _____

Address _____

City _____ State _____ Zip _____

A 36231

Truth in rendering

ARCHITECTURAL ILLUSTRATION: THE VALUE DELINEATION PROCESS, by Paul Stevenson Oles, AIA; Van Nostrand Reinhold, \$34.50.


Reviewed by Charles K. Gandee

Not since the Beaux Arts has drawing held such a prominent position with architects. Under the tutelage of the Modernists, models acceded to a position of favor, supplanting drawing until it was resuscitated by the post-Modernists. Now with the resurgence of drawing comes a rash of important questions: What should it look like? What purpose does it serve? How is it to be done? The answers of course depend on who is asked, but practitioners divide roughly into two camps—realists and conceptualists. The realists hold to the view that drawing serves as a taut visual bridge spanning the sometimes incongruous and often precarious distance between the abstract and the built. The conceptualists practice drawing as an auto-didactic means of exploring the possibilities of space, with license to editorialize or even to create something only tangentially related to the built.

Paul Stevenson Oles has placed himself in the vanguard of the realists by refining the technique of architectural rendering to the point of almost complete correspondence between rendering and reality. This is important for the architect, because it illuminates design problems while there is still time to make changes, and important for the client as well, who is more likely to understand and approve a project that is visually clear. Since what looks good in plan and section doesn't always result in the same thing in reality, the high degree of visual accuracy accomplished by rendering performs an important service for architect and client alike.

Oles' book, *Architectural Illustration: The Value Delineation Process*, is a "how-to" manual that sets forth a specific format for achieving accurate portraits of unconstructed buildings. His goal is a kind of photo-realistic illustration which conveys not only the accuracy of line and form we expect from conventional renderings, but also an authenticity of mood, tone, and feeling, a heightened sense of participation in the actual experience of the design which is unique to architectural rendering. Oles calls his method of representation the "value delineation process." The point of his book is to teach this process to neophytes in a series of illustrated lessons.

Oles begins his book with a discussion of



the various forms of architectural illustration and with an explanation of why his method is superior to others. He quickly dismisses models because they are fragile and expensive, and also because their scale is difficult to perceive. While he admits that conventional schematic drawings (axometrics, isometrics, plans and sections) are important in the early stages of design, he notes that they cannot present a realistic final view: they are helpful in presenting an abstracted version of the design, but the most they can do is give a formalized impression of what a building will actually look and feel like. By contrast, the heightened realism of Oles' "value delineation process" creates in the viewer an important sense of being there first-hand, of being involved with the real building, and only then can its quality be fully gauged.

In Chapter 2 ("Planning a Drawing"), Oles sets down guidelines for achieving a successful perspective, composition, and value, selecting the most representative vantage point, choosing the "cone of vision" that most avoids distortion, and determining the most advantageous angle for viewing the interior of a building. He reminds us that the eye naturally focuses on high resolution and high contrast, and that it is therefore important to exploit this tendency in order to emphasize centers of interest such as entrances and intersections. Doing this involves creating value—the illusion of shape through the play of light on surface and form. This creation of value, or *chiaroscuro*, is the crux of the "value delineation process," the essential technique on which the success of Oles' renderings ultimately depends.

In Chapter 3 ("Building a Drawing"), Oles emphasizes the need for a careful blending of hard and soft elements—hard elements referring to construction materials, soft elements designating the elements of the environmental context: sky, clouds, climate, people, and planting. He stresses the fact that in the "value delineation process" it is the soft elements which establish scale and, most important, the verisimilitude which is the ulti-

mate goal of his method. Oles also introduces the problem of color in renderings, an especially important feature in interior renovations. He cautions, however, that color should be used with extreme care, and he urges the architect to employ a modest palette.

In his final chapter ("Delineation Devices"), Oles gets down to the specifics of his technique, which are ultimately responsible for the almost photo-realistic impression he achieves. Here he emphasizes not only the materials to be used in rendering but passes along detailed instructions for drawing. For example, he guides the draftsman in using "edgers" to produce a graphically hard edge, dry wash for a smudge technique to achieve the desired tone and contrast, "linedge" to sharpen the edge for contrast, and tuning to make subtle adjustments of value. These are some of the technical refinements that guarantee for Oles an unusually accurate illustration—refinements which produce for the viewer the sense of a more complete, more authentic experience of the architect's design.

Although the technical nature of *Architectural Illustration: The Value Delineation Process* is no doubt responsible for a somewhat dry and prosaic presentation, Oles nevertheless succeeds in conveying some of the excitement and potential of his "value delineation process." Too bad, then that a book which takes such pains to present a meticulously detailed process for achieving effective renderings is itself so confusing and poorly produced. Illustrations frequently appear several pages before or after their referents in text; sentences—and sometimes even hyphenated words—are interrupted by several pages of illustration; and the book suffers further from Oles' inordinate fondness for architectural jargon, which in this case requires a glossary of over 100 words. The book is also of an awkward size that is cumbersome to hold.

Despite these drawbacks, however, Oles' "value delineation process" represents a contribution to the technique of architectural rendering and one that might well prove useful to architects who want to achieve more clear-cut and articulate illustrations.

Books received

BAUHAUS: WEIMAR, DESSAU, BERLIN, CHICAGO, by Hans Wingler; The MIT Press, \$17.50.

A new paperback edition of the definitive work on the Bauhaus. With only slight abridgements from the original boxed edition, this book offers an exhaustive text and the most comprehensive

more books received on page 190

EXPLORE THE VIBRANT, INNOVATIVE ART OF STAINED GLASS!

ARCHITECTURAL STAINED GLASS

edited by Brian Clarke

An Architectural Record Book

240 pages, 165 illustrations, 32 pages in full-color,
\$29.50

Discover contemporary, constructivist design in a stimulating text. With 32 pages of stunning, full-color illustrations.

Take a vivid, in-depth look at how stained glass relates to the overall design of buildings. Explore the achievements of artists creating stained glass for both religious and secular uses. See how recent advances in stained glass parallel directions taken in painting, architecture and other arts.

Special Features

- Places stained glass within the context of contemporary art
- Provides an historical perspective for stained glass in architecture
- Takes a philosophical look at the use of glass, including the psychological significance of color
- Reflects on the relationships between the artist and the craftsman
- Examines the difficulties faced by the "commissioned" artist
- Traces the history of stained glass from World War II to the present
- Compares the use of stained glass in different religious denominations

Portfolio:

A Portfolio of over one hundred pages: 32 in color.

Illustrations of the most current, visually dynamic stained glass being designed for architecture by the foremost artists in the field.

Peter Mollica • Ed Carpenter
Ray Bradley • Joachim Klos
Wilhelm Buschulte • Ludwig Schaffrath
Jochem Poensgen • Georg Meistermann
Brian Clarke • John Piper
Patrick Reyntiens

Supplemented with a Glossary, Notes, Bibliography and Index.



Architectural Record Books
P.O. Box 682, Hightstown, NJ 08520

AR 9-79

Please send me _____ copy (copies) of
ARCHITECTURAL STAINED GLASS
(011264-9) at \$29.50 each.

Name _____

Address _____

City _____ State _____ Zip _____

Payment must accompany your order. Please add applicable sales tax. For information on other Architectural Record Books, please check here.

collection of documents and illustrations ever published on this famous school of design. A major work and the accepted text on one of the most important catalysts of 20th-century architecture.

BUILDING WITH FRANK LLOYD WRIGHT: AN ILLUSTRATED MEMOIR, by *Herbert Jacobs, with Katherine Jacobs; Chronicle Books, clothbound \$14.95; paperback \$8.95.*

A rare and personal account by a two-time client of Wright's. Traces the conception and building of Usonia No. 1, the first of Wright's low-cost houses, and the hemicycle. Written by Herbert Jacobs, who commissioned both houses and later went on to write Frank Lloyd Wright's biography.

CENTRAL PARK: A PHOTOGRAPHIC GUIDE, text by *Henry Hope Reed, photographs by Victor Laredo; Dover Publications, \$4.50.*

A brief history followed by an extensive photo-essay on one of America's greatest urban parks.

CIVILIZING AMERICAN CITIES: A SELECTION OF FREDERICK LAW OLNSTED'S WRITINGS ON CITY LANDSCAPE, edited by *S.B. Sutton; The MIT Press, \$7.95.*

A valuable compendium of the published work by the designer of Central Park which focuses on his contributions to the theory and practice of city planning.

DESIGN: PURPOSE, FORM AND MEANING, by *John F. Pile; University of Massachusetts Press, \$20.00.*

An exploration of the role and ramifications of design in modern society. The author develops a general theory of design based on logic rather than taste with a focus on functional utility and the linking of theory with practice.

THE EADS BRIDGE, text by *Howard S. Miller, photographs by Quinta Scott; University of Missouri Press, \$19.00.*

A visual and historical introduction to a landmark in American architecture and engineering—The Eads Bridge, which spans the Mississippi River at St. Louis. Richly illustrated with first-rate architectural-structural photographs.

ENGLISH STAINED GLASS, text by *John Baker, photographs by Alfred Lammer; Thames and Hudson, \$8.95.*

A generously illustrated picture-book with a brief historical introduction.


ENVIRONMENTAL DESIGN SYNTHESIS OF ARCHITECTURE AND THE INHERENT STRUCTURE, by *Ronald J. McMillan; Vantage Press, \$12.50.*

Architecture as the four-dimensional art—the fourth dimension being its continuing function. Explores the symbiotic relationship between architecture and engineering, disciplines once unified but now merely related.

THE ENVIRONMENTAL PROTECTION HUSTLE, by *Bernard J. Frieden; The MIT Press, \$12.50.*

A provocative and timely essay that raises serious questions regarding the integrity of environmental organizations. The author contends that environmental concerns are exploited as a means of excluding the middle class from suburban living. Professor Frieden traces an ideological elitism that serves to protect land for a privileged minority.

Write today for free sample of one of world's best roof insulations:



Sweets File 7.15-Gr.

Permalite® Pk Plus perlite/urethane/perlite 3-part composite roof insulation

Specify it when you want long-life insulation having a "C" value of .10 or better for industrial/commercial roofs.

•Permalite Pk Plus is a true sandwich board. The top and bottom perlite layers maintain the efficiency of the polyurethane core by protecting it from the effects of high rooftop temperature changes. The top perlite layer also protects the core from hot asphalt during membrane application. And both perlite layers contribute to the dimensional stability of the insulation panel and help dissipate both heat and moisture during application. SEND FOR FREE SAMPLE.

Permalite®

GREFCO, Inc. / Building Products Division
GENERAL OFFICE: 3450 Wilshire Blvd., Los Angeles, CA 90010
SALES OFFICE: 2905 Butterfield Road, Oak Brook, IL 60521 (312) 654-4500



A subsidiary of General Refractories Company

Circle 92 on inquiry card



EHFS-8 Illustrated

Specify Elkay's barrier-free line —and more!

Start with Elkay's non-pressurized storage tank—a system that prevents flooding, if failure ever occurs, because *only* stored water is released.

Other features on most Elkay models include anti-splash basin, fast recovery rate, and "open interior" design for easy installation. Complete selection of wall, floor, semi- and fully-recessed, and barrier-free applications. Write for free literature, or contact your Elkay representative.

Elkay Manufacturing Company
 2222 Camden Court
 Oak Brook, Illinois 60521



Circle 91 on inquiry card

HOW TO DESIGN EXCEPTIONAL HOUSES THAT ARE INEXPENSIVE TO BUILD

See how architectural ingenuity can meet the challenge of creating exciting homes that fall well within limited budgets... yet are economically feasible for your architectural practice.

Here Is Instant Help

This visually dramatic volume explores some 60 inexpensive but superbly designed houses from **Architectural Record**. Here you'll see thousands of instances of architectural ingenuity at work. Here you'll find ideas that are brilliantly practical. Ideas that turn technical necessities into striking aesthetic advantages. Ideas that create impressive effects with severely limited means. Here's a sampling...

- how to employ odd and inexpensive sites to maximum advantage
- how to use industrial materials to slash costs in residential structures
- how to design small spaces so that they appear larger
- how to build low-cost vacation homes with all the comforts of more expensive retreats
- how to achieve striking designs with ordinary box shapes
- how to recycle existing structures—and save a small fortune
- how to orchestrate impressive effects with low-cost in-door gardens, atriums, patios and terraces

Visual, Technical, and Frugal

From incorporating labor-saving construction techniques to using a greenhouse as an attractive solar heat storage unit, the book offers a wealth of proven-in-action ideas—ready to help you design a custom-built house for the same money as a mass-produced development mediocrity. Its superb photographs, many in full color, are as informative as they are attractive to the eye. The book also provides scores of floor plans, details of interiors and exteriors, listings of standard building components, construction cost figures, and other useful technical nuts-and-bolts information. See for yourself...

Mail this coupon today for a **FREE Examination copy!**
(No-questions-asked return privilege is guaranteed)



AFFORDABLE HOUSES DESIGNED BY ARCHITECTS

Edited by
Jeremy Robinson
176 pages • \$18.95

An Architectural Record Book

Architectural Record

AR 9-79



1221 Avenue of the Americas, New York, NY 10020

Please send me **AFFORDABLE HOUSES DESIGNED BY ARCHITECTS (002341-7)** for 15 days' free examination. At the end of that time I will remit \$18.95, plus local tax, postage, and handling, or return the book without obligation. This offer good only in the U.S. and order subject to acceptance by McGraw-Hill.

Name _____

Address _____

City _____


State _____ Zip _____

SAVE MONEY: Remit in full with this order, plus local tax and McGraw-Hill pays all regular postage and handling costs. Full return privilege.

03K-700-4005-3

WE FIT IN

STAINLESS STEEL WALL MOUNTED REFRIGERATORS, FREEZERS



WM-CW* series eye-level, wall mounted refrigerators are offered in 4 sizes featuring cold wall cooling systems with push-button defrost and automatic reset. Two removable, adjustable stainless steel shelves are provided. Front mounted grille removes easily for servicing.

WM-1-CW Capacity—1.5 cu. ft. (45 ltr.)

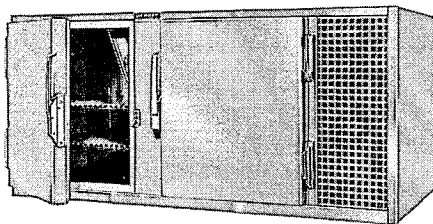
WM-2-CW Capacity—2.3 cu. ft. (65 ltr.)

WM-3-CW Capacity—3.2 cu. ft. (95 ltr.)

WM-4-CW Capacity—4.3 cu. ft. (125 ltr.)

WM-3-F-CW freezer is available only in a 3 cu. ft. (85 ltr.) capacity and has a manual hot gas defrost.

Capacity—3.0 cu. ft. (85 ltr.)



WM-BC series space saving, double-door, wall-mounted refrigerators are available in 2 sizes. Furnished with 4 stainless steel shelves, they have a blower-coil cooling system with automatic off-cycle defrost and a condensate evaporator. Condensing unit is easily serviced by removing front mounted clip-on grille.

WM-7-BC Capacity—6.6 cu. ft. (190 ltr.)

WM-10-BC Capacity—9.6 cu. ft. (275 ltr.)

*With explosion proof interior.

Jewett also manufactures a complete line of blood bank, biological, and pharmaceutical refrigerators and freezers as well as morgue refrigerators and autopsy equipment for world wide distribution through its sales and service organization in over 100 countries.



Refer to Sweet's Catalog 11.20/Je for quick reference.

Circle 93 on inquiry card

HOUSING ASIA'S MILLIONS, edited by Stephen H.K. Yeh and A.A. Laquian; International Development Research Centre.

Research compiled from a low-cost housing study in the early 1970s concerning the "problems, policies, and prospects for low-cost housing in South-east Asia."

HOW TO BUILD A HOUSE WITH AN ARCHITECT, by John Milnes Baker, AIA; J.B. Lippincott Company, \$6.95.

A useful and practical guide for the layperson. Clarifies popular misconceptions and explains the procedure, vernacular, and process of working with an architect.

THE LOG HOUSE BOOK, by Jack Kramer; The New American Library, \$4.95.

The do-it-yourselfer's guide to planning, building, or buying a log house. A step-by-step "how to" manual which includes instruction in insulation, plumbing, fireplaces, and preservation.

PLANTING DESIGN, by Brian Hackett; McGraw-Hill, \$16.95.

A practical guide to landscaping with esthetic and ecological considerations. Explains how to achieve balance, contrast, and unity. Includes chapters on indigenous planting and erosion control.

ROLLING HOMES: HANDMADE HOUSES ON WHEELS, by Jane Lidz; A & W Publishers, \$7.95.

A photographic guide exploring the domestic possibilities of hand-crafted buses, trucks, and vans as the covered wagons of the 20th-century. For the sentimentally peripatetic.

THE SOLAR DECISION BOOK: A GUIDE FOR HEATING YOUR HOME WITH SOLAR ENERGY, by Richard H. Montgomery with Jim Budnick; John Wiley & Sons, \$12.95.

An idea whose time has come. Instruction for homeowners and contractors in the design, installation, and financing of solar energy systems. Timely, accessible, and pragmatic.

STRUCTURAL DESIGN GUIDE TO THE ACI BUILDING CODE, second edition. by Paul F. Rice and Edward S. Hoffman; Van Nostrand Reinhold, \$24.95.

A useful guide for the structural engineer that assembles and organizes for efficient design the code requirements applicable to the design of basic structured-building elements. Updated and reorganized from the first edition for better clarity.


SURVIVAL STRATEGIES: PARIS AND NEW YORK, edited by George G. Wynne; Transaction Books.

Report on the May 1978 Paris Conference. French and American urbanists met to discuss the problems and prospects of their respective cities. Issues of racism, housing, economics, urban planning, and survival strategies are raised.

VIENNA TO LOS ANGELES: TWO JOURNEYS, by Esther McCoy; Arts & Architecture Press, \$17.50 paperback; \$25.00 hardcover.

A personal history and memoir of Los Angeles in the '20s and the emigrés who shaped Southern California. The letters between R.M. Schindler and Richard Neutra, and from Louis Sullivan to R.M. Schindler, comprise an epistolary overview of modern architecture.

THE CO-RAY-VAC HEATING SYSTEM CAN CUT FUEL USAGE 20%-50%



The 17 year old vented radiant heating system that a lot of people do know about.

Co-Ray-Vac is a gas fired, fully vented, low intensity, infrared heating system.

Low Intensity Unlike glowing re "high intensity" infrared heaters, our system is a series of enclosed burners connected radiant tubes or pipes. This unique design efficiently heats not only large areas like factories and airplane hangers but also offices, stores and restaurants.

Infrared Heats like the sun. Radiant heat is emitted from overhead tubes but not released until it strikes people or objects at floor level. Air temperature is raised when these objects give off heat. Heat is not wasted at roof level. Comfort is dramatically increased because the system provides direct free heat. It bathes an entire area in warm

Gas-Fired Does not use oil. Operates on natural or LP gas. Extremely high combustion efficiency, in the range of 90%, coupled with infrared heating principals, slashes fuel consumption. Users report fuel savings up to 50% over conventional heating systems.

Fully Vented No fumes. Saves fuel because extra ventilation is not required to expel condensation caused by combustion.

Ask the Man Who Owns One Designed for new or retrofit installations in industrial or commercial buildings. Write or phone for information and names of users in your area. Circle 94 on inquiry card.



Roberts Gordon

44 Central Ave., Buffalo, NY 14240 Phone 716 / 892-8400

A lavishly illustrated guide to the best in multi-unit housing




From luxury resort condominiums to moderate-income garden complexes to entire villages of single-family townhouses—here's a timely collection of imaginative solutions to typical planning and design problems

APARTMENTS, TOWNHOUSES & CONDOMINIUMS

Second Edition

Edited by ELISABETH KENDALL THOMPSON
Senior Editor, *Architectural Record*

An Architectural Record Book

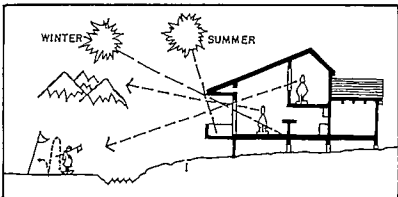


In an age when land is at a premium and multi-unit housing is on the increase, this valuable collection culled from the vast resources of *Architectural Record* fills a vital need. The 83 projects selected for this all-new Second Edition include some of the most imaginative and successful project designs of the past decade.

Turn to this handsome volume to discover what has worked best in apartment, townhouse, and condominium design—not only in housing units and buildings, but in land and site use, landscaping, and the general design approach to such developments as well. Superlative illustrations—nearly 550 of them—present in concrete visual form the wide range of stimulating ideas and ingenious solutions possible within a given framework and a given budget.

Here are the kind of aesthetically pleasing, people-oriented, high-density dwellings that can be achieved with the right combination of imagination, ingenuity, and dedication. Magnificent photographs are only part of the book's beauty and usefulness. There is also a profusion of floor plans, elevations, site plans, and perspective sections to show you how some of today's most creative minds are solving planning and design problems in a wide variety of building types.

216 pages, 550 illustrations, 9 x 12 format



10 DAYS' FREE EXAMINATION

AR 9-79

McGraw-Hill Book Company
1221 Avenue of the Americas
New York, N.Y. 10020



Send me APARTMENTS, TOWNHOUSES & CONDOMINIUMS, Second Edition (002321-2) for ten days on approval. At the end of that time, I will remit \$27.50 plus local tax, postage and handling costs, or return the book postpaid without further obligation.

Name _____

Address _____

City _____

State _____ Zip _____

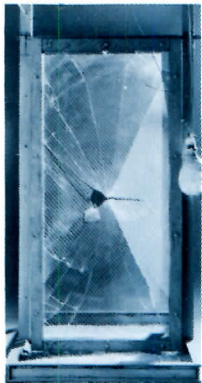
SAVE MONEY! Remit in full with this coupon, plus any local tax, and McGraw-Hill pays regular postage and handling costs. Same return and refund privileges still apply.

Offer good only in U.S. and subject to acceptance by McGraw-Hill.

03K-701-4005-3

Reduce Slope-Glazing Hazards with Laminated Glass

Specify LAMINATED Safety Glass in all of your slope-glazing projects! Avoid potential liability! IT'S SAFER! Glass-to-PVB adhesion prevents "fall-out" and creates a safeguard for occupants who are exposed to overhead glass... such as slopeglazing, skylights, and high-rise exterior glazing. Laminated safety glass is distortion-free! It gives you freedom of design and solar control, plus the benefits of easy on-the-job fabrication. Make it safer! Make it LAMINATED safety glass!



WIRED GLASS. This type of glass breaks similarly to traditional glass with the bag passing through the wire net—Shards with jagged edges surround the hole but more pieces of glass stay in place around the point of penetration. Cut wire protrudes.




TEMPERED GLASS. This type of glass requires a higher impact energy to break. When it breaks, it shatters completely and the bag passes through it. Only a small number of glass pieces remain in the frame.



LAMINATED GLASS. Under impact, laminated safety glass is crazed but remains integral. There is no penetration of the bag. A typical cobweb pattern extends from the point of impact with the broken glass pieces adhering to the interlayer.



Photo by Steve W. Marley



Send for FREE Booklet

Get All the facts about Laminated Glass—just send a postcard to:
LAMINATORS SAFETY GLASS ASSOCIATION
 3310 Harrison
 Topeka, Kansas 66611

**LAMINATORS SAFETY
 GLASS ASSOCIATION**



Making Glass that WORKS for You

Circle 95 on inquiry card



We're changing people's minds about garage doors

And what Windsor has to offer might make you think twice too—if you haven't already thought of us for your garage door requirements.

We're winning over thousands of architects, contractors and building owners... people who used to specify other makes until they discovered the long list of Windsor advantages.

Advantages like product availability. Windsor makes doors for all your needs. Sectional models for commercial/ industrial openings in steel, wood, aluminum and fiberglass. Labeled fire doors. Energy-saving insulated doors. Rolling doors, grilles and shutters. Heavy-duty operators. And both standard and custom residential garage doors.

Plan on Windsor for your overhead door requirements.



WINDSOR DOOR COMPANY

A DIVISION OF THE CECO CORPORATION

Circle 96 on inquiry card



Know What You're In For!

Here's the one book you need most to prepare for the Professional Exam—


The 1979 NCARB Architectural Registration Handbook

Created by the same people who wrote the test, the new Handbook provides vital information on the December exam. You'll find—

The Official Mission Statement. A detailed description of the 1979 exam subject: the expansion and development of A Community College Facility.

What you should know about grading—including new information especially for candidates without accredited degrees.

A condensed version of last year's exam. Here is everything you need to practice taking the test: the 1978 Mission Statement, complete Test Information Packages (TIPs), and sample questions—with answers, and a "degree of difficulty" key.



The 1979 NCARB Architectural Registration Handbook, the official guide to the Professional Exam, is published jointly by NCARB and Architectural Record Books.

Detailed information on the Site Planning and Design Exam—a newly required part of the exam.

Recommended readings—and a study strategy for this year's exam.

This valuable study information, available only in the 1979 NCARB Handbook, can be yours for only \$22.00. Use the coupon to order your copy today.

Educators and Professionals need the Handbook, too...

... because the 1979 Handbook contains special NCARB papers—essential reading for all registered architects:

- **A new chapter** on how the Professional Exam comes into being—vital information for educators.
- **What all architects should know** about the Intern-Architect Development Program (IDP). This chapter on architecture's most significant new development has been greatly expanded for 1979.
- **NCARB Rules of Conduct**, now used by many state registration boards.
- **And special reports** on NCARB and the Professional Exam.

Architectural Record Books

AR 9-79

P.O. Box 682
Hightstown, New Jersey 08520

Send me _____ copies of the
1979 NCARB Architectural Registration Handbook at \$22.00
per copy.

Name _____

Address _____


City _____ State _____ Zip _____

You must enclose payment by check or money order.
Add sales tax where applicable.

For delivery allow 6-8 weeks from August 31, 1979, or 6-8 weeks from receipt of order for orders mailed after that date.

The medical wall that's there when you need it.

And not in the way when you don't.



Economical short medical walls from Square D Company offer general care service plus fingertip convenience without sacrificing a single square inch of floor space—an especially valuable consideration when planning renovation projects.

Square D short walls actually offer twofold economy. First, there's the unusually high quality hidden beneath the sturdy and attractive vinyl-clad steel surface—which we offer at unusually competitive prices, thanks to the latest manufacturing techniques.

Second, each wall is completely piped and wired at the factory to meet all existing codes for the combination of options you select, including medical gas outlets, bed and examination lights, and convenience outlets. Which means your contractor can install them in a few hours instead of several days. And move and reinstall them just as easily during future remodeling.

Square D short walls can be supplied to accommodate any ceiling height in either a single- or double-bed arrangement. And they're available in a teak or beige finish to complement your new construction or renovation design.

Your nearby Square D field office is there when you need it with complete information on medical short walls. Or write us. Square D Company, Dept. SA, 3300 Medalist Drive, Oshkosh, WI 54901. (414) 426-1330

UL listed

SQUARE D COMPANY

Wherever Electricity is Distributed and Controlled



It knows how to save water. Because it "sees" when to flush.



The Sloan OPTIMA™ **sensor-operated** Automatic Flushing System. No handles. No timer. Flushed by an invisible beam of light.

It's Sloan's great idea for cutting water consumption, while increasing sanitary protection. And the key to it all is the Sloan **OPTIMA** Electronic Sensor.

It "sees" when to flush with an invisible, continuous light beam. When a user approaches the fixture, he reflects the beam back into the **OPTIMA's** scanner. The electronics take over and when the user steps away, the flush valve is tripped by a solenoid.


The **OPTIMA** offers the ultimate in sanitation because the user can't "forget" to flush. And since fixtures flush only when they

are used, precious water is conserved.

The **OPTIMA** is designed for easy, attractive installation. It works with the Sloan Solenoid-Operated Flush Valve that matches your application. This advanced Sloan **OPTIMA** System gives you a trouble-free, water-wise answer to high-volume flushing problems in hospitals, sport complexes, municipal and office buildings, and transportation terminals.

For more information, write for our new brochure.

Sloan Flush Valves. Anything else is a waste of money.



SLOAN VALVE COMPANY
10500 SEYMOUR FRANKLIN PARK, IL 60131

Circle 122 on inquiry card