

BURROUGHS-WELLCOME BUILDING IN RALEIGH, NORTH CAROLINA BY PAUL RUDOLPH  
THREE RENOVATED MANHATTAN APARTMENTS  
EXCEPTIONAL TEMPLE FOR AN EXCEPTIONAL SITE  
BUILDING TYPES STUDY: HOSPITAL PLANNING RESEARCH  
SEMI-ANNUAL INDEX ON PAGES 211-214  
FULL CONTENTS ON PAGES 4 AND 5

# ARCHITECTURAL RECORD


JUNE 1972

6

A MCGRAW-HILL PUBLICATION THREE DOLLARS PER COPY

# Keene didn't become the interiors people just by making building products.

## We had to know how to fit them all together.



*Our Sechrist Lighting Operation's distinctive new Celebrity fixture has a one-piece acrylic lens that eliminates all lamp image, fixture shadow.*

*Keene movable partitions let you rearrange office space easily—without damaging floors or ceilings.*

If Keene was going to serve you as The Interiors People, we realized we'd have to offer you better building products.

We now have three separate lighting divisions that are constantly coming up with new interior fixture designs. Like a ceiling and wall fixture with advanced optical design that diffuses light uniformly, without bright spots or shadows.

We re-thought movable partitions, too. And designed five separate, versatile types, all





Over 8,000 combinations of Keene building products can be interdesigned into Keene modular interior systems—and installed rapidly under our single-source responsibility.

available in many materials and styles, all fitting the same sturdy, snap-fit framing system.

We applied our experience in acoustical control, and developed a unique easy-access ceiling system, and a line of distinctive acoustical ceiling tiles (featuring richly fissured Styltone).

But to be sure we were offering you the most useful interior products available, we decided we had to know how they all worked together. Result: the Keene interior systems concept, with all components—lighting, air handling, acoustical control—interdesigned in self-contained modules... and installed under our single-source responsibility for total job performance.

Since this end-product involvement keeps us aware of new trends in interior styling, our product divisions stay out ahead with new developments... developments we're eager to pass along to help make your interiors more successful. That's what being The Interiors People is all about.

## KEENE CORPORATION

345 Park Avenue, N.Y., N.Y. 10022

### We've just begun to grow.

For further information circle Reader Service numbers:  
 Partition Div.—201; Ceiling & Insulation Div.—202; Sechrist Lighting—203;  
 Smithcraft Lighting—204; L&P Lighting—205; Interior Systems Div.—206



Keene's instant-access Accesso™ ceiling system was chosen for 1,000,000 square feet of ceilings in the new Chemical Bank Building in New York.

# TECHNICAL



# KNOCKOUT.

World Trade Center's seven gleaming stories  
of matched stainless panels  
...without a ripple or fastener show-through!

Sheer beauty...leaping 70 feet straight up. Bright #8 mirror finish.  
Bold. Spectacular.

They're walls of stainless steel — 35,500 square feet of matched panels —  
created by architect Minoru Yamasaki for the lobbies of the Port of  
New York — New Jersey's twin-tower World Trade Center.

The stainless specified? Republic ENDURO Type 304. All  
furnished stretcher leveled and with squared corners.

To achieve the desired flatness and uniformity over these  
spectacular walls, the fabricator-erector, Craft  
Architectural Metals, Inc., elected to laminate the 1,000-  
plus stainless panels by a method never before attempted:  
attach plywood sheets to galvanized steel, then bond  
the stainless panels over this with special epoxy cements.

A team effort was called for because of the repetitive  
handling and coordination necessary between mill, steel service center,  
polishing company, and fabricator-erector. Mr. Charles Senzel, president,  
Craft Architectural Metals, states: "Republic was a good supplier. Deliveries  
were made on time. Panel flatness and squareness were excellent, demon-  
strating good quality control. They worked well with us, the service center,  
the polisher — and they cooperated on the stronger-than-normal reusable  
crating required. What more could you ask?"

Other elements of the building interior utilizing Republic stainless include  
curved floor gratings, flashing, curved railings, and revolving doors.

A technical knockout, from mill to monumental architectural achievement!

Looking for equally memorable achievements? Consider Republic ENDURO®  
stainless steels in sheet, strip, bar, billet, special sections, tubing,  
pipe, wire, plate. Your choice of chemistries, sizes, finishes, tempers, from  
Steel Service Centers countrywide.

For the complete story of this technical knockout, write for Product Use Information  
Bulletin No. 4. Address Republic Steel Corporation, Cleveland OH 44101.

MATERIAL: Republic ENDURO Stainless Steel DISTRIBUTOR: K.&S. Metal Supply, Inc., Long Island City, N.Y.

ARCHITECTS: Minoru Yamasaki & Associates, Troy, Mich. and Emery Roth & Sons, N.Y.

POLISHING: MPC Industries, Delair, N.J. FABRICATOR-ERECTOR: Craft Architectural Metals, Inc., Huntington, N.Y.


OWNER: Port of New York Authority.



Polishing



Laminating




Installing

## Republicsteel



Member Steel Service Center Institute

For more data, circle 2 on inquiry card



Cover: Burroughs-Wellcome Co. corporate headquarters  
 Research Triangle Park, Raleigh, North Carolina  
 Architect: Paul Rudolph  
 Photographer: Joseph W. Molitor

**EDITOR**

WALTER F. WAGNER, JR., AIA

**MANAGING EDITOR**

HERBERT L. SMITH, JR., AIA

**SENIOR EDITORS**

ROBERT E. FISCHER  
 WILLIAM B. FOXHALL  
 MILDRED F. SCHMERTZ, AIA  
 ELISABETH KENDALL THOMPSON, FAIA

**WASHINGTON EDITOR**

ERNEST MICKEL, Hon. AIA

**ASSOCIATE EDITORS**

BARCLAY F. GORDON  
 ROBERT JENSEN, AIA  
 JAMES D. MORGAN, AIA

**ASSISTANT EDITORS**

CHARLES E. HAMLIN  
 ANNETTE K. NETBURN

**EDITORIAL ASSISTANTS**

JANET BLOOM  
 DANISE PICONE

**DESIGN**

ALEX H. STILLANO, Director  
 ALBERTO BUCCHIANERI, Associate  
 ANNA-MARIA EGGER, Assistant  
 MURIEL CUTTRELL, Illustration  
 J. DYCK FLEDDERUS, Illustration  
 JAN WHITE, Consultant

**EDITORIAL CONSULTANTS**

EDWARD LARRABEE BARNES, FAIA  
 ROBERT F. HASTINGS, FAIA  
 PAUL RUDOLPH, FAIA

**INDUSTRY CONSULTANTS**

GEORGE A. CHRISTIE, JR., Economics  
 PERCIVAL PEREIRA, Building Costs

**McGRAW-HILL WORLD NEWS**

WALTER A. STANBURY, Director  
 20 domestic and  
 international news bureaus

**PUBLISHER**

BLAKE HUGHES

**SALES MANAGER**

LOUIS F. KUTSCHER

**CIRCULATION MANAGER**

HUGH S. DONLAN

**THE RECORD REPORTS**

**9 Editorial**

Some discussion about the new exam and the questions it raises

**10 About "The Young Architects"**

**37 News in brief**

Short items of major national interest as well as award-winners and announcements.

**41 News reports**

The AIA Houston Convention Report: a well-organized convention examined two major issues—the National Policy Task Force Report and the Justice Department consent decree—with lively interest, some controversy and emotion. Both were accepted as proposed by the AIA board of directors. A full schedule of other meetings, seminars and social events kept the Houston visitors busy.

**63 Letters**

**88 Office Notes**

**ARCHITECTURAL BUSINESS**

**55 Organization for professional practice**

Fourth in a series on management of architectural and other types of professional firms in the building design and construction field, this article by Bradford Perkins looks into the various organizational forms appropriate for different firm sizes, origins and goals.

**60 Concern for environment: its impact on construction**

As the effects of national concern for pollution control take effect, James Carlson points out that consequent Federal funding will spur construction contracts for sewage treatment and water pollution control plants.

**64 Indexes and indicators**

Current costs and future hopes



ARCHITECTURAL RECORD, (Combined with AMERICAN ARCHITECT, ARCHITECTURE and WESTERN ARCHITECT AND ENGINEER) June 1972, Vol. 151, No. 7. Title (R) reg. in U.S. Patent Office (c) copyright 1972 by McGraw-Hill, Inc. All rights reserved. Copyright not claimed on four-color illustrations on pages 95, 96, 97, 99, 101, 103, 105, and 106.

Indexed in Reader's Guide to Periodical Literature, Art Index, Applied Science and Technology Index, Engineering Index, and The Architectural Index. Published monthly except May when semi-monthly, by McGraw-Hill, Inc.

Quotations on reprints of articles available. Every possible effort will be made to return material submitted for

possible publication.

EXECUTIVE, EDITORIAL, CIRCULATION AND ADVERTISING OFFICES: 1221 Avenue of the Americas, New York, N.Y. 10020. Other Editorial Offices: 425 Battery Street, San Francisco, Cal. 94111; 1249 National Press Building, Washington, D.C. 20004. PUBLICATION OFFICE: 1500 Eckington Place, N.E. Washington, D.C. 20002; second-class postage paid at Washington, D.C.

OFFICERS OF McGRAW-HILL PUBLICATIONS COMPANY: John R. Emery, president; J. Elton Tuohig, senior vice-president—services; David J. McGrath, group vice president; vice presidents: Ralph Blackburn, circulation; John R. Callahan, editorial; John B. Hoglund, controller; David G. Jensen, manufacturing; Jerome D. Luntz, plan-

**FEATURES**

**95 Burroughs-Wellcome Co. Headquarters**

For a North Carolina pharmaceutical research firm, Paul Rudolph has designed a powerfully sculptured corporate headquarters that grows out of its site and generates enormous spatial interest.

**101 Distinguished civic center for a small town**

Fairfield, California, made the right decisions as to site and the architect. Robert W. Hawley, provided a well-scaled, handsome design for this new civic center.

**105 Three renovated Manhattan apartments**

Three owners and their architects wrestle with the problems of renovating in New York City and develop designs that are fresh, interesting and strongly personalized.



John Hill

**111 The Stephen S. Wise Temple**

Although it houses a variety of functions, this temple complex by Daniel L. Dworsky in the mountains bordering Los Angeles is organized with great simplicity, and designed with sophisticated elegance.

**BUILDING TYPES STUDY 436**

**115 Hospital planning research**

Fundamental research in hospital design is spurred by increasing technical complexity of health care programs and by a virtual crisis in obsolescence. Three advanced research projects are reported.

**115 1. Building systems research for the Veterans Administration**

A three-phase commission from VA to an architectural joint venture of Stone Marraccini and Patterson with Building Systems Design, Inc. takes a new look at the ultimate forms that fulfill objectives of the combined concepts of interstitial space and modular systems design.

**123 2. A new generation of military hospitals at the Naval Medical Center**

Research in depth of the data base of population and projected health care needs of the Bethesda region was commissioned by the Navy to a Westinghouse/RTKL joint venture. Translation of the data base and design model into new buildings for NMMC and other military hospitals is a real commission to an RTKL/Westinghouse joint venture.


**126 3. Research Unit completes study of industrial techniques spaces in hospitals**

This article by Sheila Clibbon, ARIBA and Marvin Sachs, M.D., is a sequel to the analysis of Clinical Techniques Spaces published in the RECORD for February, 1971. It clarifies and completes the periodical summaries of work at the Architectural Research Unit at the University City Science Center, Philadelphia, of which Miss Clibbon is director.

**ARCHITECTURAL ENGINEERING**

**133 Solving today's curtain wall problems**

The conclusion of this two-part article points out that basic to achieving a desired level of functional performance from a curtain wall system, are: 1) the preparation of complete, clearly spelled out performance criteria, and 2) evaluation of manufacturers' proposals by knowledgeable people.



Robert Fischer

**140 Product Reports**

**184 Office Literature**

**196 Record Impressions**

**198 Personal Business**

**203 Update**

**207 About Product Reports 73**

**211 Semi-Annual Index**

**216 Advertising Index**

**218 Classified Advertising**

**219 Reader Service Inquiry Card**

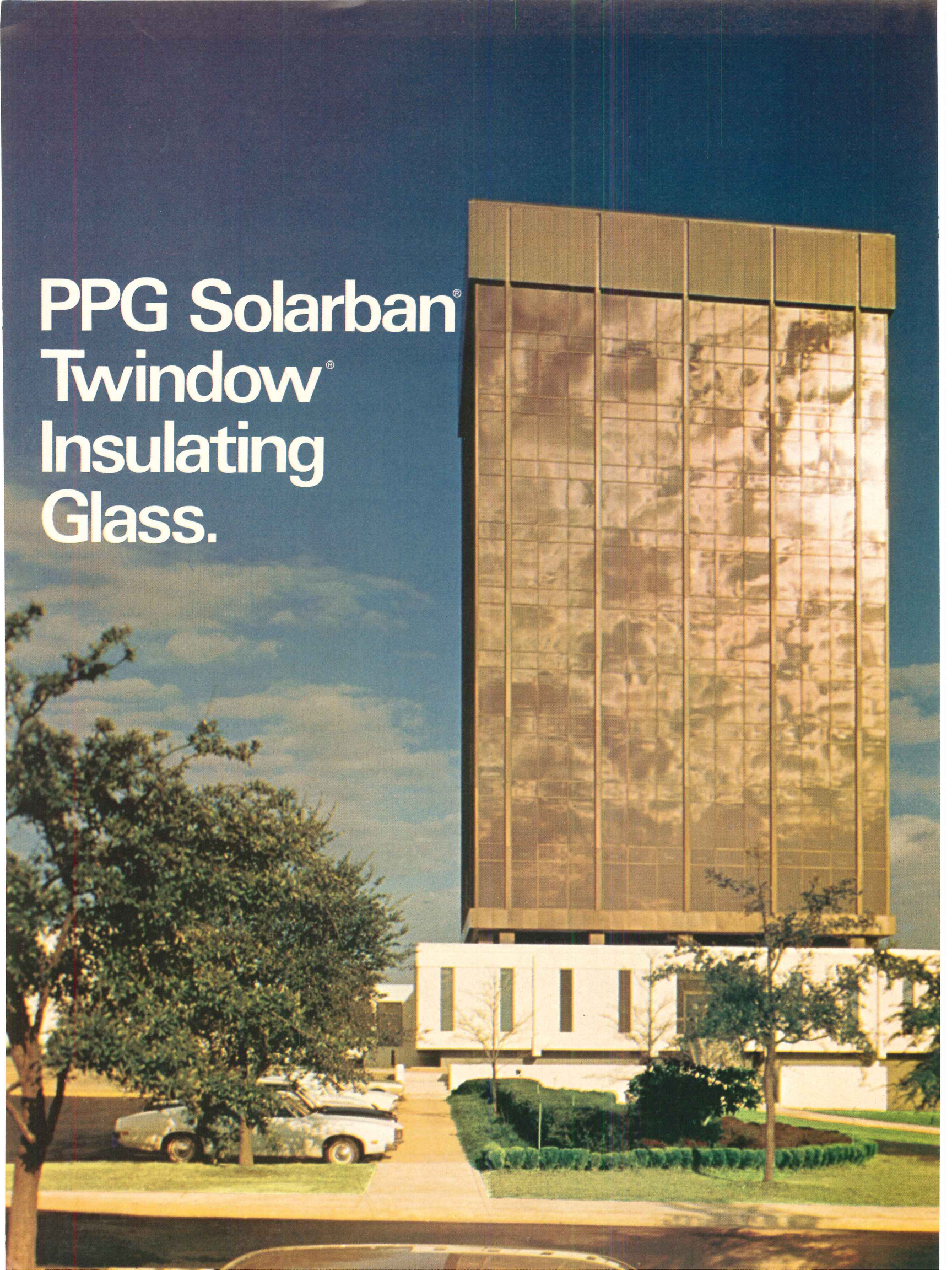
ning & development; Joseph C. Page, marketing; Robert M. Wilhelm, finance.  
 CORPORATION OFFICERS: Shelton Fisher, president; Joseph H. Allen, president—publications and business services group; John J. Cooke, senior vice president and secretary; Ralph S. Webb, treasurer.  
 SUBSCRIPTIONS: Subscriptions solicited only from architects and engineers. Position, firm connection, and type of firm must be indicated on subscription orders; CHANGE OF ADDRESS or subscription service letters should be forwarded to Fulfillment Manager, ARCHITECTURAL RECORD, P.O. Box 430, Hightstown, N.J. 08520. Provide old and new addresses, zip code or postal zone number. If possible, attach issue address label. Annual

subscription prices: U.S., U.S. possessions and Canada: \$7.50 for architects, engineers and other individuals in the fields served, all others \$20.00. Other countries: \$22.00 to architects, engineers; others \$30.00. Single copies \$3.00. UNCONDITIONAL GUARANTEE: Publisher agrees to refund that part of subscription price applying to unfilled part of subscription if service is unsatisfactory.  
 ASSOCIATED SERVICES/McGraw-Hill Information Systems Co.: Sweet's Catalog Files (Architectural, Light Construction, Interior Design, Industrial Construction, Plant Engineering, Canadian Construction), Dodge Building Cost Services, Dodge Reports and Bulletins, Dodge/SCAN Microfilm Systems, Dodge Management Control Service, Dodge Construction Statistics, Dodge regional

construction newspapers (Chicago, Denver, Los Angeles, San Francisco).  
 THIS ISSUE is published in national and separate editions. Additional pages of separate edition numbered or allowed for as follows: Western Section 32-1 through 32-4. POSTMASTER: Please send form 3579 to Fulfillment Manager, ARCHITECTURAL RECORD, P.O. Box 430, Hightstown, N.J. 08520



PPG Solarban<sup>®</sup>  
Twindow<sup>®</sup>  
Insulating  
Glass.





## PPG Glass gives Blue Cross-Blue Shield a beautiful look, a view, and a bonus.

The Blue Cross-Blue Shield Building in Columbia, South Carolina, is a 10-story tower sheathed in PPG reflective glass. The building has been praised as a "striking and highly visible" landmark.

Blue Cross sees the new reflective-glass-clad tower as a strong corporate symbol, and as 80,000 to 90,000 additional square feet of wide-open space with a view of the surrounding countryside.

Initially, the architect selected PPG's *Solarban 575 Twindow* Insulating Glass (with bronze cover plates) because of

its color, high reflectivity, and ability to reduce light intensities. But calculations on the mechanical system also showed that the higher cost of the *Solarban* units would be paid for just in the initial savings realized on heating and cooling equipment. The architect's studies indicated that the use of glass without the high solar-energy reflectance and insulating properties of the *Solarban Twindow* units would have required adding another floor to the building—just to house additional HVAC equipment! Blue Cross sees that as quite a bonus.

Why not see PPG about Glass Conditioning\* for your next building. Early in the design stages. There's a PPG Environmental Glass that you can use as an active design medium to meet esthetic considerations, help solve environmental control problems, and contribute to a significant cost savings for your client. Write PPG Industries, Inc., One Gateway Center, Pittsburgh, Pa. 15222.

\*Glass Conditioning is a service mark of PPG Industries, Inc.

### PPG: a Concern for the Future

*For more data, circle 3 on inquiry card*

OWNER: Blue Cross-Blue Shield of South Carolina, Columbia, S.C.  
ARCHITECT: Lucas, Stubbs and Long Associates Ltd., Charleston, S.C.



**PPG**  
INDUSTRIES



# Hubbell proves seeing is believing...

**before you invest in the lighting**

Let us demonstrate how it looks in lights before you've paid a cent for installation. Our fleet of lighting demonstrator trucks are equipped to show you the dramatic effect of a Hubbell lighting system anywhere in the nation.

These mobile demonstrators have the capability to display the effects of all light sources to meet every outdoor illumination need. These include the HID sources of metal halide, mercury vapor and high pressure sodium as well as incandescent and quartz-iodine.

Utilizing a self-contained generator and integral power-controlled console, these rugged vehicles are able to produce up to 10,000 watts of illumination with any beam configurations and spreads to provide lighting at a distance as great as 5,000 feet or more.

Contact us direct or the nearest Hubbell Lighting Distributor to arrange your free lighting demonstration. All you've got to lose is a lot of darkness.

**HUBBELL . . . lighting innovations to believe in.**



**lighting division**

TM

Lighting Division HARVEY HUBBELL INCORPORATED 2700 West Roosevelt Road, Broadview, Illinois 60153

*For more data, circle 4 on inquiry card*

## Afterthoughts from the convention: the consent decree, et cetera

Last month on this page I argued the case, as I saw it, for fighting the consent decree that would require elimination from the AIA's code of ethics of any prohibition against price quotations. The editorial closed with the words: "I certainly don't insist that you agree with the point of view outlined here (especially since I don't pretend to have all the facts and a lot of thoughtful men who do have all the facts voted to accept the decree). But I sure hope you'll try to think out the implications for the profession. . . ."

Well, as doubtless everyone knows by now, the delegates voted 1145-612 to accept the consent decree, and it has now been

signed. And no one can argue that all the implications—pro and con—were not properly debated. The debate at the convention, which needless to say got the undivided attention of the delegates for a good many hours, was admirably conducted, with plenty of good arguments on both sides and all the emotion that the issue deserved but not so much as to get the discussion out of hand.

The turning point was president-elect Ferebee's detailed and thoughtful presentation in favor of accepting the decree (for details, see News Reports, page 41); and the remarks of the AIA's special anti-trust attorney, William McGovern, who made it

clear that he and his associates saw no real chance of winning a court battle with the Justice Department.

The good news is, it seems to me, the interpretative letter that goes along with the consent decree. It makes clear that the Institute, and individual architects, can continue to fight for passage of the "Brooks bill," for architect selection according to qualification, and for passage of legislation in the various states that would forbid competitive bidding. There are now such laws in a few states, and apparently they override the rulings of the consent decree.

The other good news is the passage of a resolution by the delegates setting up a fund to work for the passage of such laws.

And this seems, under the new circumstances, to be the most practical approach. Let's get started.

—Walter F. Wagner Jr.

## Next big concern of the profession: the "New Exam"—and the schools

Later this month, in Seattle, the NCARB will discuss the proposed—and now fast-moving—development of a new registration procedure. This seems at least as critical a development for the profession as the Task Force Report and the consent-decree matter, and thus I'd like to start on this page an on-going dialogue on the subject. We invited E. G. Hamilton, head of the NCARB's Examination Development Committee to comment on the new developments as of now. It leaves some questions, which we've asked at the end. And—as they say on those new television editorials—we "recognize our responsibility to air responsible opposing views." At any rate, here is:

### AN ASSESSMENT OF THE NEW NCARB EXAM PROCESS BY E. G. HAMILTON

Just short of a year ago, the member boards of the National Council of Architectural Registration Boards in their annual meeting at San Francisco voted almost unanimously to chart a new course that could have historic meaning for the profession. They approved a resolution to revise the registration process through which new vitality is introduced into the practice of architecture. In so doing, NCARB implicitly recognized that the education, the training and

the work of the profession must be geared to the changing needs in an increasingly demanding society.

Now, a year later, the delegates are about to convene at Seattle for their 1972 annual meeting. And once again they will consider the registration process, this time in the light of a year's worth of intensive exposure to the profession of the key instrument through which candidates for architectural registration will be tested.

This instrument, as nearly every student and practitioner doubtless knows by now, is "The New Exam." Since last year's vote of confidence by NCARB, the substance of the exam and the philosophy behind it have been widely shared. At latest count, a slide presentation has been shown to 47 AIA chapters, 67 schools of architecture, all six regional meetings of NCARB, and all AIA Grass Roots meetings.

What has been the upshot? The exam's reception has been preponderantly favorable. Yet this does not mean that serious questions have not been voiced; they have been, and in fact they turn out to be essentially the same questions that have conditioned the thinking of the Examination Development Committee as it has pursued its task over the past several years.

Two basic questions, I believe, transcend


all others. They are these:

1) Is the education of architects in this society adequate to fulfill the expectations of the profession to design and build a better environment?

2) What is the yardstick to be used in measuring the length of experience a candidate needs to qualify for taking the professional examination?

Let us be candid and recognize that the education of architects, like that of professionals in other fields, varies in quality from school to school. Some do a better job than others. And while the NCARB feels that most are doing fairly well, the very unevenness of educational quality suggests that the time has come for the process of accreditation, like the process of registration, to undergo careful study and appropriate revision. We believe that a clear need exists, for example, to develop acceptable standards for accrediting undergraduate and graduate schools, *separately*. Strongly indicated as a starting point, then, is the need for agreement on a minimum program of basic professional content for all undergraduate schools.

Accreditation, along with the new examination, should be fully analyzed and vigorously debated at Seattle. So, too, should the other key question raised by the revised registration process—the length of experience required of a candidate before he is considered qualified to take the professional exam. How much experience is enough? If, say, you hold a bachelor's degree from an accredited school? If a master's degree? And how much extra credit should be given



—Drawn for the RECORD by Alan Dunn

"Yes, a hailstorm!  
Got any new ideas, Mr. Architect?"

to the candidate with both a graduate degree and internship time under his belt?

The implications are clear. Every organizational element of architecture, to paraphrase Barry Commoner on ecology, is connected to every other element. Thus it becomes a source of reassurance that the profession's Five-Power arm (comprised of AIA, NCARB, ACSA, NAAB, and ASC-AIA) is alive and gaining strength. Of special significance at this moment, NCARB believes, is the recent decision of the Five-Power group to form a task force to look into the basic content of curricula at schools of architecture.

Will the new examination process work? Clearly, it will. Both its spirit and substance seek to insure the profession's concern for health, safety and environmental quality, not only through its emphasis on testing a candidate's judgmental ability but also through a test structure that lends itself to constant, ongoing change and adaptation.

Will the new exam be harder or easier? To say it will not be easier is a quick, if insufficient answer. The exam will surely serve

as a more meaningful testing process for young candidates to experience. First of all, there will be an NCARB-produced Test Guide which candidates may purchase months ahead of the exam dates. The Test Guide's aim will be just what its title implies: a guide that helps you to understand and take the exam. In addition, a pre-exam "mission statement" and resource materials kit will be issued to candidates from 30-60 days ahead of the testing dates; and during the actual two-day examination, a test information kit will be provided to help the candidate comprehend the context and the objectives of the exam's subject matter.

We believe at NCARB—and we hope the profession agrees—that the evolving registration process will be neither harder nor easier. It will be better.

**Now for some questions raised by E. G. Hamilton which still worry some of us:**

As E. G. has pointed out, the new process puts new and heavy responsibility on the schools to qualify candidates. Will the

schools cooperate by establishing some general standards of training in the necessary basic skills and subjects? Can the state boards assume that a degree from an accredited school means the candidate is proficient in the essential basic skills necessary to protect the public health and safety—such as structures, building construction, mechanical equipment, maybe even site planning? And what of the experience requirement? It does look as though the present exam would better sort out those candidates whose experience ahead of the examination was limited to title blocks and borders. Maybe the over-all question—assuming or agreeing as many now seem to that the new exam will much more effectively test a candidate's conceptual and tactical skills—is: Who ought to be required to take the qualifying exam?

A lot is at stake inside the profession, for the student, and for the public. And so, again, herewith an offer to act as an honest agent for views—pro, or con, or just questionably in between.

—W. W.

## An invitation to young architects to submit work for a special issue

The entire December issue of RECORD will be devoted to the young architect—including as its major feature "The Best Design of the Young Architects."

A major emphasis—as always in RECORD—will be on building design. But the editors are aware that—while most young architects are designing structures as part of the process of establishing their own firms or working as principals in larger firms—a considerable group is taking new paths into new kinds of work. So the editors are inviting submissions in two categories:

1. All young architects—whether in their own firm or as a recognized member of a large firm, are invited to submit both projects, where working drawings are substantially complete, and completed but unpublished buildings, for consideration for the issue. The material needed is renderings or photos (which need not be of publishable quality) plus plans, and a brief description.











2. We also invite young architects who are involved in non-building work to write us describing their accomplishments in such areas as urban design, advocate work, com-

munity development centers, development groups, developing new kinds of expertise in computer use, project management, teaching, Peace Corps or VISTA, government service and so on. We want to know what you are doing, whether or not it fits our established editorial contexts as you perceive them.

Our general intention is to publish the work of those 35 years of age or younger—but we recognize a rigid age requirement may not be possible.


The deadline is September 1st, 1972.

Submissions or questions should be directed to Herbert L. Smith Jr., Managing Editor, Architectural Record, McGraw-Hill Building, 1221 Avenue of the Americas, New York, New York 10020. Phone is 212/997-2593.



ONE YEAR IN THE LIFE OF..

# THE FAMILY OF **USS** COR-TEN STEELS -THE DESIGNER'S DELIGHT.




It comes in practically all sizes and shapes. If used bare and boldly exposed to the atmosphere, it will look better tomorrow than it does today—indefinitely. If you paint it, the paint will last longer because it adheres better. It's extra strong—50,000 psi (through 4" if you like) and 60,000 psi yield strengths. If used bare, it maintains itself—and even heals itself if its surface is scratched. What does it cost? About 11¢ a pound. Where can a designer use USS COR-TEN steel profitably? Where can't he?

USS and COR-TEN are registered trademarks.



**United States Steel**




# Recommend the Carrier 16JB gas absorption machine. Your client will thank you for years.

The Carrier 16JB is so trouble-free that your clients can put it in and just about forget it.

This unique chiller automatically adjusts to fluctuating steam pressure and varying condensing water temperatures.

It needs only a bare minimum of maintenance. Your clients can even get a planned maintenance contract from the factory.

You can put the machine just about anywhere. There's no vibration and very, very little noise.




The building's first costs can be kept down because the 16JB doesn't need the heavy electrical services that mechanical equipment needs.

Operating costs are lower than ever, too. The 16JB's efficiency actually saves gas.

Recommending the Carrier 16JB gas absorption chiller makes for a satisfied client. And that's good business.

For the details, contact Carrier Air Conditioning Co., Carrier Parkway, Syracuse, N.Y.

13201. 

AMERICAN GAS ASSOCIATION

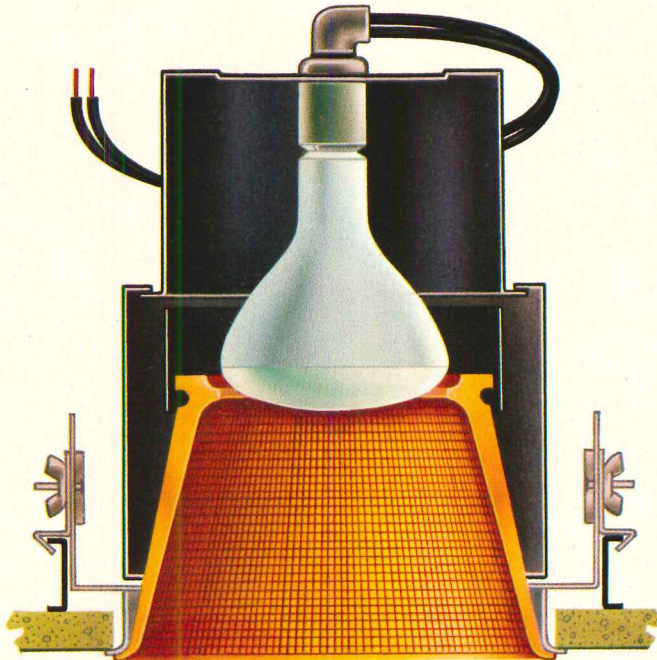
Conserve natural gas.  
It's pure energy.



For more data, circle 5 on inquiry card



# CEILING<sup>\*</sup>S COME ALIVE<sup>\*</sup>



## WITH GUTH-GLO DOWNLIGHTS

Try to imagine recessed downlights with the beauty and sparkle of colored crystal.

Now Guth-Glo™ allows you to break from old disciplines . . . no more holes in the ceiling trying to be innocuous.

Because GUTH-GLO's Prismagic™ Color-Cones are **designed** to be seen and noticed. They **participate**. You can actually **use** them to complement the atmosphere you're creating.

Use Guth-Glo in fine restaurants, stores, lobbies . . . even applications where downlights haven't been used before. In blue, green, amber, ruby red, or crystal. Surface and semi-recessed units, too.

Guth-Glo. Another new idea from Guth Lighting.

For more "glowing" information write for Brochure 4/99.



Now Guth Quality . . . In Tomorrow's Mode . . . At Today's Prices

**GUTH LIGHTING** **SB**  
DIVISION OF SOLA BASIC INDUSTRIES  
2615 WASHINGTON BLVD., BOX 7079, ST. LOUIS, MO. 63177

SOLA BASIC DIVISIONS: ANCHOR ELECTRIC • BISHOP ELECTRIC • DIELECTRIC COMMUNICATIONS • DOWZER ELECTRIC • GUTH LIGHTING • C-V CONTROLS  
HEVI-DUTY ELECTRIC • LINDBERG • NELSON ELECTRIC • SIERRA ELECTRIC • SOLA ELECTRIC • TEMPRESS • WARREN COMMUNICATIONS

For more data, circle 6 on inquiry card



◀ Phipp's Plaza Theatre, Atlanta, Ga.  
 Owner: Atlanta Enterprises, Inc.  
 Architects and Engineers:  
 Six Associates, Inc., Asheville, N.C.

# Who says acoustical panels have to be rectangles?

This striking ceiling was shaped from textured, micro-perforated Gold Bond Solitude Panels.

Ordinarily, these acoustical panels are installed in exposed suspended grid systems. Their appearance, noncombustibility, NRC's up to 70 and STC's up to 40 contribute greatly to building

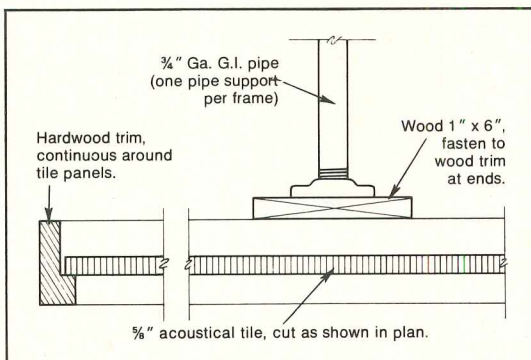
aesthetics and performance.

But why not be extraordinary? Stretch your imagination. Shape Solitude to fit your own ideas.

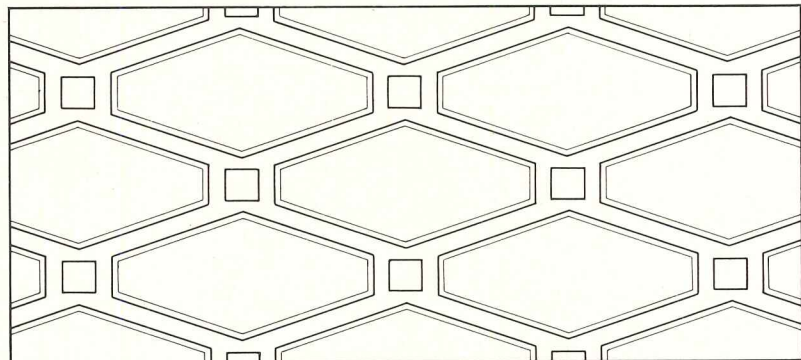
Solitude Panels come in fissured, needle-perforated, textured and nondirectional patterns. You can order ventilating versions and scrubbable plastic coated finishes, too.

Solitude Panels: Another way we're constructive so you can be creative.

Discuss your ideas with your local Gold Bond man. Or write Gold Bond Building Products, Division of National Gypsum Company, Dept. AR-62CT, Buffalo, N.Y. 14225.



Section of lobby ceiling shows how  $\frac{5}{8}$ " acoustical tiles, cut as shown in plan, were installed in continuous hardwood trim and supported by  $\frac{3}{4}$ " pipe.








Standard Gold Bond 2' x 4' acoustical Solitude Panels were custom cut on the job to create a distinctive mosaic for Phipp's Plaza Theatre in Atlanta.



For more data, circle 7 on inquiry card

Light is to be impressive by.  
Light is to be friendly by.  
Light is your personality  
after dark.





What you see and think of a building at night comes down to one thing. The light. It speaks for the architect. It speaks for the owner. We think light can speak eloquently.

You see a sample here. How our light fixtures coordinate to enhance the architecture. Post tops. Wall mounts. Up downs. Pencil beams. You name it, whether to spot a spire or flood an acre.

We can start with where you want to light. Or you can start with our new Idea Book that covers the full spectrum. Check the reader service card. Call us. Or call your nearby Crouse-Hinds agent or distributor. We're ready to do the analyzing, costing and comparing, with an assist from our home office computer.

We'd like to hear from you. In the meantime, find us in Sweet's Section 16.8/Cr.

Lighting Products Division  
Crouse-Hinds Company,  
Syracuse, N. Y. 13201

**CROUSE-HINDS**





**BOSTON**  
(617) 275-9230

**NEW YORK**  
(516) 822-5350

**PHILADELPHIA**  
(215) 348-3030

**FEDERAL LIAISON**  
(301) 654-4842

**RICHMOND**  
(703) 794-2171

**PITTSBURGH**  
(412) 531-6500

**DETROIT**  
(313) 533-5346

**CINCINNATI**  
(513) 851-3765

**ATLANTA**  
(404) 448-8231

**TAMPA**  
(813) 876-1381

**CHICAGO**  
(312) 345-2966

**ST. LOUIS**  
(314) 351-0955

**NEW ORLEANS**  
(504) 486-3729

**ST. PAUL / MINNEAPOLIS**  
(612) 861-4401

**DALLAS**  
(214) 363-4329

**DENVER**  
(303) 238-7517

talk  
with  
us.

WE CAN HELP



Maybe you're involved with a health-care facility today, and several possible decisions are sifting uneasily through your mind. That makes today the time to unload some uncertainty onto someone else who can help you explore the situation.

In so vital a way, this is what The American Sterilizer Company should mean to you. Always, we want you to view us as an enthusiastic, knowledgeable, and helpful ally in health-care design and equipment. Hospitals. Clinics. Nursing Homes. Laboratories.

Just talk with us. About problems in materiel distribution . . . food service . . . floor-planning for surgery, nursing stations, patient

rooms . . . waste handling . . . and naturally, about equipment for sterilization, utensil washing, patient care, even bedpan rinsing. Plus specification data on hundreds of performance proven products. And service to back it all up.

Call your nearby regional office. You'll find we're far more than just a manufacturer. Take advantage of our 78 years of experience in the health-care field. And pick our brains for state-of-the-art solutions to problems an architect can solve before shovel touches dirt.



**AMSCO**  
American Sterilizer Company  
ERIE, PENNSYLVANIA

**LOS ANGELES**  
(213) 877-9726

**SAN FRANCISCO**  
(415) 697-9633

**SEATTLE**  
(206) 524-2214

For more data, circle 9 on inquiry card

# Owens-Corning announces a special reason to design buildings that conserve energy.

**Show our Awards Jury a building that doesn't waste energy – and you could win one of the Energy Conservation Awards Owens-Corning will present this year.**

The Awards Jury will be looking for three things: Creativity. Originality. And most important – *designs that save energy.*

We're launching this Award program because of the urgent need to conserve energy. Too many buildings waste fuel and contribute to environmental pollution.


By offering Energy Conservation Awards, we hope to stimulate new ways to conserve energy. It also lets us honor the architects and engineers who do the best job of designing buildings and mechanical systems that conserve energy.

**Who can enter.** All registered architects and professional engineers practicing in the U.S. are eligible. As individuals or in teams. But to qualify, your entry must be a commissioned building project – in the design process, under construction, or a completed structure.

**Entry categories.** A winner will be selected in each of these three categories:

*Institutional* – schools, hospitals, and government buildings, for example.

*Commercial* – office buildings, shopping



The Owens-Corning Energy Conservation Award. "Triangles," a Steuben crystal sculpture that captures and reflects light from multiple triangular planes.

centers, retail stores and similar structures.

*Industrial* – including manufacturing plants, research centers, warehouses.

Equal emphasis will be given to all entries regardless of project size.

The use of Fiberglas\* products is not required.

**The Awards.** Winning architects and engineers will receive the Steuben crystal sculpture shown at left. Firms and building owners associated with winning entries will receive Steuben plaques.

#### **The Awards Jury.**

Winners will be selected by: MacDonald Becket A.I.A. – Welton Becket and Associates. Leander Economides – Economides and Goldberg. Harold S. Lewis – Jaros, Baum and Bolles. Professor Charles F. Sepsy – Dept. of Mechanical Engineering, Ohio State University. Herbert H. Swinburne F.A.I.A. – The Nolan and Swinburne Partnership.

**Send for entry details now.** Completed entries must be submitted by August 31, 1972. Winners will be notified in September. We'll make the Awards in October.

For a brochure giving complete details, contact your local Owens-Corning representative. Or write: Owens-Corning Fiberglas Corporation, Energy Conservation Award Program, Architectural Products Division, Fiberglas Tower, Toledo, Ohio 43659.


\*T.M. Reg. O.-C.F.

Owens-Corning is Fiberglas

OWENS/CORNING  
**FIBERGLAS**  
TRADE MARK ®

*For more data, circle 10 on inquiry card*

# The electrical promise of tomorrow...



The integrated electrical ceiling. Offering great design flexibility, it promises comfort and efficiency for years to come. It heats, cools, lights, and carries communications . . . thanks to electricity.

Your buildings need a lot of power — electrical power — to sustain a modern Electro-environment. An environment properly heated. Properly cooled. Properly lighted. An environment where intercoms and business machines and background music can all get along together in harmony . . . thanks to a qualified electrical contractor.

He, and he alone, possesses the theoretical and technical skills to translate new designs and concepts of electrical technology into working, functioning realities. Trust the qualified electrical contractor to wire your building safely. To anticipate future as well as initial power needs. To coordinate the work of other specialists — carpenters, sheet metal men, heating and refrigeration experts — while he himself handles everything electrical in such installations as integrated ceilings.


Remember: your qualified electrical contractor guarantees performance not only on the electrical functions, but on the entire ceiling installation he oversees as well.



National Electrical Contractors Association  
Washington, D. C. 20036



# NEVER SAY DIE.



When you bury the Walkerduct, you relieve a building owner of a grave concern: a dying property caused by "the gap".

Now a communication explosion can't hurt him. If his tenants ever need phones moved or more, no problem. If they ever add data

processing, Picturephones,\* computers, closed circuit TV and so forth, it's still no problem.

By running all the communication, power and signal requirements under the floor inside Walkerduct, the owner has nothing to worry about. The building is safer, more efficient and able to handle any

future needs quickly, easily and neatly. Without tearing up the floors. Without spending a small fortune.

Ask your Walkerman for all the details. He'll gladly fill you in. Or write: Walkerduct, Parkersburg, West Virginia 26101.

In Canada: Walkerduct of Canada.

\*Service Mark of AT&T Co.

**walkerduct**<sup>®</sup>  
WALKER/  
PARKERSBURG

A **textron** DIVISION

For more data, circle 11 on inquiry card

## Don't obsolete your busway system before it's paid for.

Specify I-LINE® busway, with side-mounted plugs that accommodate every future requirement. The centerline spacing between plugs is just two feet on each side. And anytime you need to expand beyond the

original system, you can start a new run of duct at any one of these openings. Actually, any kind of busway can be mounted on its side. But if it's the kind with a perforated housing for air circulation, there is a derating problem. You are getting considerably less capacity than you paid for, which is quite a waste of money. I-LINE busway mounts in any position, and never needs derating.

The I-LINE totally enclosed design gives you other advantages as well. It

gives you better protection against accidental contact with busbars, better protection against accumulations of dust and foreign matter. Add a one-bolt joint for the easiest possible installation, and you have the best busway buy there is—always up to date, and never obsolete.

Your Square D field office or distributor can fill you in on the complete I-LINE story. Or write for further information to Square D Company, Dept. SA, Lexington, Kentucky 40505.



**SQUARE D COMPANY**

*Wherever Electricity is Distributed and Controlled*

DE 7012

*For more data, circle 12 on inquiry card*




# No. 1 problem solver for water and waste systems

## Acid waste problems?

The modern answer is the GSR® Fuseal® system. Fuseal polypropylene pipe fittings are highly resistant to corrosive fluids. The patented Fuseal process applies internal heat to plasticize and fuse the interface between pipe and socket. A strong, homogeneous joint is achieved easily and economically, with minimum chance of human error. Fuseal pipe and fittings are made from flame-retardant polypropylene in sizes from 1½" through 6". All carry a 25-year guarantee.



## Pressure or temperature problems?



The problem-solvers are GSR® Schedule 80 PVC fittings and GSR® Hi-Temp pipe and fittings. The PVC fittings are beefed up to withstand the pressures encountered in industrial process piping. The CPVC system includes pipe, fittings and all necessary accessories for hot and cold water. It's designed to operate at temperatures up to 180°F.—pressures to 150 psi.

PVC and CPVC fittings are available in all standard configurations in sizes from ¾" to 6". All meet ASTM standards.




Write for complete "problem-solving" information

## Drain-Waste-Vent problems?



The most complete line in the world—GSR® plastic DWV fittings—has all the answers. There are more than 600 configurations and sizes in the GSR line, including all standard DWV fittings and many exclusive, problem-solving "specials." The new GSR Above/Floor fittings simplify installation of floor-mounted, wall-discharge water closets and raised-bottom tubs and showers. All GSR fittings are precision-molded to the highest quality standards for fast, easy installation and long service life. Manufactured in ABS and PVC in sizes up to 6 inches.

## Laboratory disposal problems?



GSR® polypropylene lab sinks complement your Fuseal acid waste system. They are highly resistant to corrosion—impervious to chipping breakage, and extreme temperatures. Available in six attractive colors plus non-glare black. Seven sizes from 16" x 12" x 8" deep to 24" x 16" x 12" deep.

R & G SLOANE MANUFACTURING COMPANY, INC.  
A SUBSIDIARY OF THE SUSQUEHANNA CORP.  
7606 N. Clybourn Ave., Sun Valley, Calif. 91352 • Tel. (213) 875-0160



## PIPING SYSTEMS INTEGRITY

PLANT, WAREHOUSE AND SALES OFFICE: 6100 Hillcrest Drive, Box 4446, Cleveland, Ohio 44125 • Tel. (216) 524-8600  
WAREHOUSE AND SALES OFFICES: 9851 Industrial Boulevard, Lenexa, Kansas 66215 • Tel. (913) 888-8000  
1669 Litton Dr., Stone Mountain, Ga. 30083 • Tel. (404) 939-6644  
8041 S. 198th Street, Kent, Washington 98031 • Tel. (206) 854-2324  
1111 Central Florida Parkway, Orlando, Florida 32809 • Tel. (305) 851-6710

The GSR FUSEAL bonding process is covered by U.S. Patents No. 3,094,452 and 3,506,519 and Canadian Patents No. 668,419 and 837,562; Fuseal Power Unit, U.S. Patent No. 3,465,126 and Canadian Patent No. 846,954; Fuseal Coil, U.S. Patent No. 3,378,672 and Canadian Patent No. 811,837.

2004

For more data, circle 13 on inquiry card

He's helped design and equip just about every kind of photo lab there is. He has experience you can use for all photographic and audio-visual

challenges. A phone call puts him in your office. He'll be glad to help.

**Treck PhotoGraphic Inc.**

140 Allens Creek Road Rochester, N. Y. 14618

# There's a Treck photo lab consultant in front of you now.

Arizona, Phoenix <b>(602) 258-7141</b>	Massachusetts, Boston <b>(617) 969-8722</b>	Pennsylvania, Philadelphia <b>(215) EV6-1900</b>
California, Los Angeles <b>(213) 748-7351</b>	Michigan, Detroit <b>(313) 833-7800</b>	Pennsylvania, Pittsburgh <b>(412) 782-4230</b>
California, San Diego <b>(714) 297-4851</b>	Minnesota, Minneapolis <b>(612) 331-4850</b>	Tennessee, Memphis <b>(901) 275-8108</b>
California, San Francisco <b>(415) 322-3411</b>	Missouri, Kansas City <b>(816) 842-9536</b>	Texas, Dallas <b>(214) 631-0261</b>
Colorado, Denver <b>(303) 388-4223</b>	Missouri, St. Louis <b>(314) 231-9770</b>	Texas, Houston <b>(713) 781-9201</b>
D.C., Washington <b>(202) 484-3200</b>	Nebraska, Lincoln <b>(402) 477-3702</b>	Utah, Salt Lake City <b>(801) 484-6131</b>
Florida, Jacksonville <b>(904) 355-7673</b>	Nebraska, Omaha <b>(402) 342-3636</b>	Washington, Seattle <b>(206) 246-9600</b>
Florida, Miami <b>(305) 625-7181</b>	New York, Buffalo <b>(716) 854-3214</b>	Washington, Spokane <b>(509) 838-1601</b>
Georgia, Atlanta <b>(404) 875-9205</b>	New York, New York <b>(212) LO4-6240</b>	Wisconsin, Milwaukee <b>(414) 786-9400</b>
Illinois, Chicago <b>(312) 626-6200</b>	Ohio, Cincinnati <b>(513) 961-7223</b>	Canada, Alberta, Calgary <b>(403) 263-4291</b>
Iowa, Davenport <b>(319) 322-6223</b>	Ohio, Cleveland <b>(216) 621-6440</b>	Canada, Alberta, Edmonton <b>(403) 454-6505</b>
Iowa, Des Moines <b>(515) 283-2717</b>	Oklahoma, Oklahoma City <b>(405) 232-1155</b>	Canada, B.C., Vancouver <b>(604) 872-7146</b>
Kentucky, Lexington <b>(606) 278-9591</b>	Oregon, Portland <b>(503) 234-9272</b>	Canada, Manitoba, Winnipeg <b>(204) 772-9488</b>
Louisiana, New Orleans <b>(504) 488-3715</b>		Canada, Ontario, Toronto <b>(416) 789-4586</b>
Maryland, Baltimore <b>(301) 243-9880</b>		Canada, Quebec, Montreal <b>(514) 733-8258</b>

For more data, circle 14 on inquiry card

# Efficient building idea: A new built-up roofing system with a completely inorganic reinforcement.



New Perma Ply\*-R felts are reinforced with *inorganic* Fiberglas\*:

This means they won't rot or char.

Won't wick volatile oils from the asphalt and cause brittleness.

And won't absorb moisture. (The asphalt is embedded into the porous felts to form a monolithic system. This helps prevent wrinkles, buckles, curling, blisters and fishmouths.)

Perma Ply-R felts can be installed and left exposed without

the final surface treatment for up to 6 months (while other trades are completing construction).

Since 1963, Perma Ply-R test roofs and roof sections have been applied in all climate zones in the United States.

Results: not one known failure due to Fiberglas Perma Ply-R.

These Fiberglas felts are now available in all states east of the Rockies.

For more information, write to Mr. A. E. Meeks, Architectural Products Division, Owens-Corning

Fiberglas Corp., Fiberglas Tower, Toledo, Ohio 43659.

### Energy Conservation Award

Owens-Corning is offering awards to stimulate new designs and ideas for conserving energy.

Special Steuben sculptures will go to the three architects or engineers who—according to a panel of independent judges—do the best job of designing buildings that don't waste fuel.

See our announcement in this magazine for details.

\*T.M. Reg. O.-C.F.

Owens-Corning is Fiberglas

OWENS/CORNING  
**FIBERGLAS**  
TRADEMARK ©


For more data, circle 15 on inquiry card

Architectural Consultants: Donald W. McDonald, A.I.A., San Francisco, CA; Harris, Reed and Litzenburger, A.I.A., Tacoma, WA; Person and Person, Inc., Sumner, WA.

Builder: Person and Person, Inc.



Erected in 7 days, this 2-story law office consists of 14 steel-framed modules, seven on the first floor and seven on top. Each module is 12 ft wide and 40 ft long. A high degree of interior flexibility is indicated by the office's attractive reception room (right).



This savings and loan building employs the same basic module as the 2-story law office. Steel framing permits the structure to be picked up and moved with relative ease to another location.



# Steel framing proves advantageous for modular construction

Twelve-inch steel channels, visible from an unfinished portion of an office floor, serve as the unit's primary framing members.



An attractive exterior siding and roofline transform the same basic module into a contemporary home. In this case, three 12-ft-wide by 44- to 48-ft-long units were attached to form the single-story residence.

Design adaptability, high strength, and the ability to maintain close field tolerances are several of the key reasons why the use of steel framing is increasing in commercial and residential modular construction.

The load resisting capacity of structural steel enables the modular units to be stacked atop one another. Design flexibility and versatility are almost unlimited.

## Steel speeds erection

The ability to maintain good field tolerances, up to  $\frac{1}{8}$  in. over a 60-ft span, is one reason why steel is so well suited to the modular concept. Virtually eliminated are erection delays due to misalignment of units.

Investors are able to save almost 10 per cent in construction and interim costs through the economies of factory construction and rapid field erection.

All of the buildings shown here were ready for occupancy within 45 to 60 days after contract signing . . . about a four month lead over conventional construction.

## Steel improves portability of units

The strength and rigidity of steel framing enables the individual units to be moved with relative ease, both on the assembly line and in the field. The portability of this type construction is of particular advantage to the owner who wishes to relocate the building at a later date.

## Concept adaptable to variety of structures

Steel-frame modular construction is well suited for office buildings, banks, schools, motels, retirement centers, apartment complexes, dormitories, and private residences.

The steel-frame concept in modular construction cuts costs. It also makes possible close tolerance controls not available with other materials. Unit costs range between \$12 and \$20 per sq ft for the buildings illustrated.

If you would like more information, get in touch with the Bethlehem Sales Engineer at your nearest Bethlehem sales office. Or, if you prefer, write: Bethlehem Steel Corporation, Bethlehem, PA 18016.

**BETHLEHEM STEEL**





## Castle or cottage - our fittings fit.


**Aquarian**—Stylish single-lever lavatory control. Similar design for kitchen sink. Matching bath/shower fittings. Chrome finish.

**Heritage**—Elegance in chrome or 24-karat gold plate with fluted acrylic handles. Centerset or spread for lavatory. Matching bath/shower fittings in chrome or gold plate.

**Ultra Font**—Unique, highly convenient non-splash trajectory spout. Wash hair without spray. Use for ready drinking fountain. Fluted smoke acrylic handles. Chrome or 24-karat gold plate.

A full family of handsome fittings from one source—American-Standard, where the best keeps getting better.





**Washerless valves set the standard for wear-resistance.**

**Ceremix Cartridge**—Strong heart of Aquarian. Jewel-hard polished ceramic discs control water flow and temperature. Impervious to sand, silt, grease.

**Aquaseal**—backbone of Heritage and Ultra Font. Moving parts are not in the waterway. No more seat washer wear. Stem thread lubrication effective for life of fitting.


 **AMERICAN  
STANDARD**  
PLUMBING / HEATING

For details write American-Standard, P.O. Box 2003  
New Brunswick, N.J. 08903

*For more data, circle 16 on inquiry card*

# Planning a Refuse System?

This man can  
help you avoid  
a MILLION DOLLAR MISTAKE!



Refuse handling methods vary from city to city. New disposal techniques, restrictions, and laws are on the way.

With all these changes, how can an architect design a refuse system today, that won't become obsolete or impractical tomorrow? (a mistake that could cost thousands of dollars in expensive alterations)

One answer is to seek the assistance of a knowledgeable expert who knows the latest word on local and national laws, trends, equipment, and available techniques for ultimate disposal.

#### Dempster Consultants Have Your Answers

Nationwide, Dempster Refuse Consultants are working with leading architects and designers to provide practical solutions for handling solid waste in hospitals . . . sports stadiums . . . office buildings . . . apartment complexes . . . shopping centers . . . and many other industrial/commercial projects. Can Dempster be an expert on your

special problem? Well, chances are that the same tough problems you are working on right now, have been solved in one of the thousands of applications using the Dempster System throughout the country.

#### Latest Information Available

Your nearby Dempster Consultant has at his fingertips the data and know-how that went into solving all of these problems . . . and he's got the equipment to tailor a flexible refuse system—a system that can be expanded to meet increased needs in the future. Most important, Dempster Consultants know the latest and coming word on pollution restrictions that will affect your refuse system now and in the years to come. Finally, by reading your prints and reviewing your information, he can give you specific recommendations, optional courses, or a pat on the back for a job well done.

See Sweets Catalog, Section 10.29 for more information or write today for complete details.



**Dempster Brothers, inc.** / HOME OFFICE • P.O. BOX 3127, KNOXVILLE, TENNESSEE 37917  
SUBSIDIARY OF CARRIER CORPORATION / WESTERN DIVISION • P. O. BOX 5703, COMPTON, CALIFORNIA 90221

FILL OUT—CLIP TO YOUR LETTERHEAD—MAIL TODAY

- Please have Dempster Consultant Call.  
 Please send more information. AR-5

NAME \_\_\_\_\_

TITLE \_\_\_\_\_

COMPANY \_\_\_\_\_

**MAIL TO: DEMPSTER BROS., INC., P. O. Box 3127, Knoxville, Tennessee 37917**

For more data, circle 17 on inquiry card

990  
991  
992  
993  
994  
995  
996  
997  
998  
999

# 1,000 new products for architects and engineers



Now . . . Building product manufacturers can reach Architectural Record's vital audience of architects and engineers—the world's largest—through an exciting new publication: Product Reports 1973. Following the universally used CSI format, Product Reports 1973 will provide information (much of it in full color) on some 1,000 new building products, available in early 1973. Product Reports 1973 will be published this October (closing date: September 1). For details on this unique, comprehensive new product guide, call your Architectural Record representative.

**ARCHITECTURAL RECORD**  
1221 Avenue of the Americas, New York, N.Y. 10020

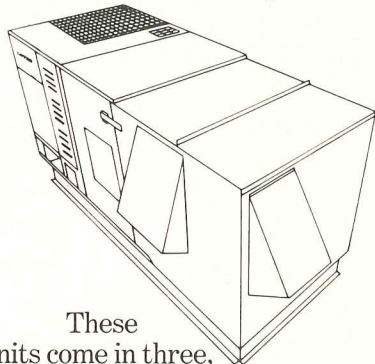
# GENERAL ELECTRIC INTRODUCES THE NEWEST THING IN GAS/ELECTRICS.

We took a leaf from the auto industry's book to bring you a new line of roof-top gas/electrics with an ignition system that is virtually immune to the weather.

These units will never be "down" because of a blown-out standing pilot light. Because they don't have a standing pilot light.

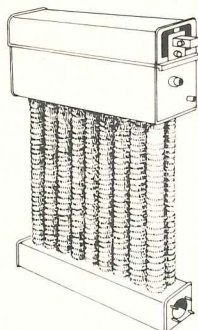
What they do have is the spark of a heavy-duty spark plug.

And this plug lasts. It fires four to six times per start, which in twenty years would be only about as much use as the spark plug in your car gets in several thousand miles of driving.



These units come in three, four, five, seven-and-a-half, and ten

ton sizes. This gives you great flexibility for installation where you want gas heating and electric cooling in one compact package.

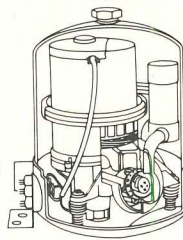


plug ignition system.

They've got our new Multiloy™ Spine Fin heat exchanger (stainless steel tubes with serrated steel fins for superlative heat transfer).

Of course, our new gas/electrics have lots more going for them than the spark

They've got GE's famous Climatuff™ compressor — with a remarkable record of



reliability in over 300,000 installations.

They've got flat-top design, roof-mounting frames and curbs.

They're approved by the National Roofing Contractors Association.

They can be had with a wide choice of accessories, so they can be used in the widest variety of applications.

And they're approved by the American Gas Association as well as certified by the Air-Conditioning & Refrigeration Institute.

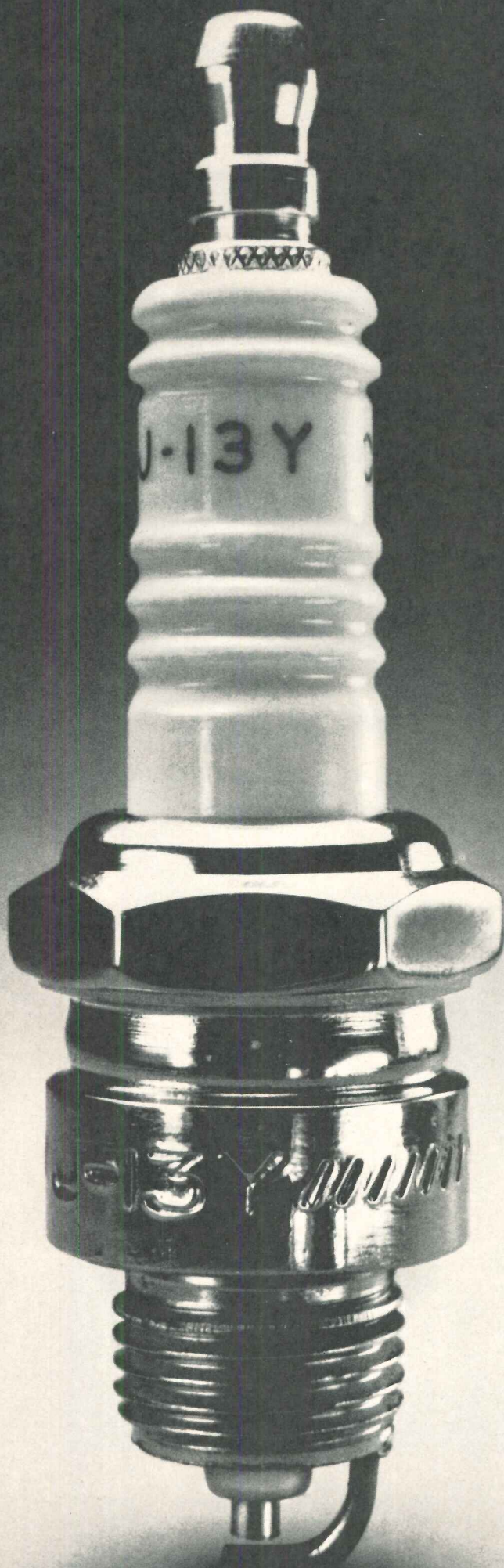
We've got other gas/electrics from two to twenty tons, and with all of them you can have the General Electric National Service Contract Plan.

Look up your GE dealer in the Yellow Pages under "Air Conditioning Equipment and Systems."

Now that you've met the newest thing in gas/electrics, meet the man who'll give you the ones you'll need.

GENERAL  ELECTRIC

For more data, circle 21 on inquiry card



# Dover Stage Lift helps recycle an old movie palace

In a Cinderella-like transformation, the old Penn vaudeville and movie theater in Pittsburgh has become a showcase for the arts.

Now known as Heinz Hall for the Performing Arts, this unique building is not only the new home of the Pittsburgh Symphony, Pittsburgh Opera, Civic Light Opera, Pittsburgh Ballet and the Pittsburgh Youth Symphony, but also offers complete theatrical and film facilities for international attractions.

Much of the neo-Baroque



opulence was retained in the multi-million dollar renovation project. But extensive revamping was necessary for conversion of the old movie palace into a building that functions efficiently and beautifully for its diverse new tenants.

A major addition was a Dover Stage Lift, 14' x 54' in overall dimensions. Raised, it provides a needed extension of the stage area; lowered, it serves as an orchestra pit.

Dover Stage Lifts are used in theaters, concert halls, opera houses and drama centers throughout the country to provide more flexibility and imagination in staging musical and dramatic presentations. Call us in for design and engineering assistance, or check our catalog in Sweet's Files. Dover Corporation, Elevator Division, Dept. A-6, P. O. Box 2177, Memphis, Tenn. 38102. In Canada: Dover/Turnbull.

**DOVER**  
**Stage Lifts**

For more data, circle 22 on inquiry card

HEINZ HALL FOR THE PERFORMING ARTS, Pittsburgh, Pa. Architects: Stotz, Hess, MacLachlan and Fosner, Pittsburgh. General contractor: Mellon-Stuart Co., Pittsburgh. Acoustical and stage lift consultant: Dr. Heinrich Keilholz. Engineers: George Levinson, Inc. (structural); Meucci Engineering Inc. (mechanical); Hornfeck Engineering, Inc. (electrical). Interior designer: Verner S. Purnell. Dover Stage Lift installed by Marshall Elevator Company, Pittsburgh.

## News in brief

**The recent AIA Convention in Houston** produced few surprises but took up several issues of broad significance to the future of the profession. For a recapitulation in detail, see News Reports, page 41.

**National Association of Home Builders has revised its 1972 forecast of housing starts to 2.25 million units** from an earlier forecast of 2.1 million units. The revision was made in light of a continuing ample supply of mortgage money for home buyers, a healthy consumer demand for new housing and an unusually high rate of building permits.

**The long-anticipated civil antitrust suit against the American Society of Civil Engineers** was filed by the Justice Department in New York District Court recently, adding an important new dimension to the continuing controversy between the Federal government and the design professions. The New York suit involves a proposed consent judgment, final in 30 days from filing date, which would enjoin the 64,000-member ASCE from 1) Adopting any plan, program or course of action prohibiting its members from submitting price quotations for engineering services. 2) Adopting or disseminating, in its publications or otherwise, any rule by-law, resolution or policy prohibiting or limiting submission of price quotations for engineering services. The Society could not state or imply that submission of price is unethical, unprofessional, or contrary to its policy.

**Eliot Noyes has been awarded the Design Medal for 1971 by the Society of Industrial Artists and Designers.** The Medal is presented annually by the Society to a professional designer for outstanding achievement in industrial design.

**Architects James Stewart Polshek, William Conklin and James Rossant have been honored by the American Institute of Steel Construction** for their award-winning buildings. The buildings selected by the Institute for special awards were: Service group, Old Westbury, New York (Polshek) and the Superbay Maintenance Facility, San Francisco and Los Angeles (Conklin and Rossant).

**Recipients of the 1972 Reynolds Aluminum Prize for Architectural Students are Darlene S. Jang and L. Wayne Barcelon**, both of the University of California. It marked the second time in the past three years that architectural students from the University of California have captured the national competition. The \$5000 prize will be divided evenly between the winning team and the University.

**Advanced Management Research has scheduled a series of educational meetings for the building industry.** Subjects to be discussed are: Current Techniques in Real Estate and Construction Financing; Land Use: Creating Profitable Real Estate Investment Packages; Construction Management; Managing New Building Projects; Management Strategies for Architects and Engineers. For dates and locations in various cities, please contact: AMR International, Inc., 1370 Avenue of the Americas, N.Y., N.Y. 10019.

**The impact of high rise developments on the economy and quality of life in San Francisco** will be the subject of a study by the San Francisco Planning and Urban Renewal Association under a grant of up to \$200,000 from HUD. The Association will examine the traditional theory that high rises, both commercial and residential, produce more revenue than they cost in services. Although limited to San Francisco, the study is intended to be helpful to a number of large cities with similar problems.

### Upcoming Competitions and Awards:



**The Bricklayers, Masons and Plasterers International Union announces the first Louis Sullivan Award for Architecture.** The award, to be given biannually, will honor an American or Canadian architect whose "distinguished work in masonry exemplifies the ideals and accomplishments of Louis H. Sullivan." For further information: AIA National Headquarters, 1785 Massachusetts Avenue N.W., Washington, D.C., 20036.

**The American Institute of Steel Construction's 1972 Architectural Awards Program:** for buildings of excellence located anywhere in the United States and framed in domestically produced and fabricated steel. For information: AISC, 101 Park Avenue, N.Y., N.Y. 10017.

**Prestressed Concrete Institute's 1972 Awards Program:** for buildings by American or Canadian architects that employ significant amounts of precast and/or prestressed concrete. For information: PCI, 20 North Wacker Drive, Chicago, Illinois 60606.

Handwritten text in a circular arrangement, consisting of approximately 10 lines of cursive script. The text is written in black ink on a light-colored background. The lines are arranged in a roughly circular pattern, starting from the top and moving clockwise. The script is highly stylized and difficult to decipher, but it appears to be a continuous flow of characters. The lines are closely spaced and follow the curve of the circle.






**Raynor offers you over 1,733 choices in garage doors. Residential, Commercial and Industrial.**

In every popular garage door style, size and material... and in a price range to match your budget. Ribbed steel... Flush steel... Insulated steel... Aluminum... Fiberglass... Paneled wood... Hollow-core flush wood... Rolling steel doors... Fire curtain doors... Aircraft hangar doors... Service station doors... *whew!* *The point is,* we can offer the doors you need to attractively and securely close *any opening*. And we back up every Raynor overhead-type door with a *registration number permanently recorded on data film* for positive identification and quick replacement of any damaged parts... today, tomorrow or twenty years from now. Send for one of our handy garage door reference guides to get all the specifications. Raynor... we build better doors.



For more data, circle 23 on inquiry card



DEPT. AR

Check the handy garage door reference guide you'd like to receive, and mail to:

**RAYNOR MANUFACTURING COMPANY  
DEPT. AR DIXON, ILLINOIS 61021**

- Residential garage door guide
- Commercial/Industrial garage door guide

\_\_\_\_\_  
Name  
\_\_\_\_\_  
Title  
\_\_\_\_\_  
Firm  
\_\_\_\_\_  
Address  
\_\_\_\_\_  
City State Zip

# FRONTIERS IN SPACE CONTROL

## Major advance in security hardware **HAGER ELECTRIC HINGE**


Door manufacturers, architects, and hardware specifiers sense the importance of this new security hardware development.

Lock sets activated by electrical current are just around the corner. Manufacturers are working on wired circuits for security programs. This Hager hinge is the first to fulfill the hinge function in such circuitry.

Contact points, which are a part of the hinge leaves, make or break the circuit as the door opens or closes. And the door can be completely removed if needed without disturbing wire assemblies.

Availability is for 4", 4½", and 5" full mortise hinges. The electrical function is such that it is relatively simple to supply customized hinges for contract applications in circuit complexes required by central system control.

Contact your Hager representative for performance standards and installation detail.



Patent Pending



**HAGER HINGE COMPANY**  
139 Victor St., St. Louis, Mo. 63104  
In Canada: HAGER HINGE CANADA, LTD.

*"Everything Hinges on Hager!"*


For more data, circle 24 on inquiry card

## AIA CONVENTION REPORT

Compared to the annual gatherings of the past three years, the 1972 AIA Convention at Houston, May 7-11, was so peaceful as to seem uneventful. But uneventful it was not. As in previous years, there were so many simultaneous meetings and exhibits that the delegates were seldom all in the same place. Although the National Policy Task Force Report and Justice Department Consent Decree meetings were the best-attended (see the accompanying stories), there were many other highlights.

### Honor Awards, Fellows, Gold Medal

Following Rene Dubos' speech at the opening session on Sunday afternoon, the AIA Awards Presentation was made. President Urbahn was assisted in presenting the Honor Awards (AR, May 1972) and other medals and citations (AR, February 1972) by Walter A. Netsch and Henry N. Cobb. The presentation of the first Whitney M. Young, Jr. Citation to retiring AIA vice-president Robert J. Nash was especially dramatic. The



recorded words of the late Mr. Young in his charge to the 1968 AIA Convention in Portland were heard again by the delegates. In his brief address, Nash indicated that while much had happened in the past four years to redress the neglect cited by Young, he felt that only a strong continuing effort by the AIA could meet the great task remaining.

The Investiture of New Fellows (AR, May 1972) and Convocation of Fellows Dinner took place the next day at the Miller Outdoor Theater and the River Oak Country Club

respectively. Addition of the group of 79 brings the College of Fellows to 975.



The Gold Medalist's Ball, in honor of Pietro Belluschi, was the most festive of the award celebrations. The ballroom of the Rice Hotel was filled to capacity as David Braden, architect and Toastmaster Supreme, turned the usually perfunctory introduction of AIA Directors and other guests at the head table into a hilarious hour-long monologue during which none of the gathered officers escaped facetious comment. In his speech after receiving the Gold Medal, Dean Belluschi mused on the process by which he has come to look beyond the rational for the architect's true role.



"I began my career full of youthful optimism, which helped me cast aside all doubts and meet all difficulties, including the language barrier and the use of the non-metric system. That was half a century ago. It took a lifetime to learn how intractable human problems can be, and almost as long to resist despair. At this point in life, I have less

fear of exposing my limitations and more freedom to choose inadequate answers within the framework of my limited knowledge; caring less for praise, yet listening with special detachment to other voices.

"Our strength must lie in the growth of our understanding of man, but we cannot embrace more than the length of our arms permit; our compassion must relate to our ability effectively to love. It is the living experience which in the end counts.

"The architect's task, as someone said, is to make the human environment so compellingly attractive that anyone would want to live in it for the inherent values it offers, even if he cannot extract it from the social system which supports it. And this I see as the architect's main role, the role for which he must train himself and which no one else can fill. If he dissipates his energies in trying to be all things to all men, he will fail."

### Business sessions

Tuesday was devoted entirely to AIA business. The morning session heard reports from the various officers of the Institute. The now well-advanced progress of construction of the new Headquarters Building was displayed, followed by Robert Nash's statement on the work of the Human Resources Council. Nash pointed out that the Ford Foundation co-sponsorship of the AIA Scholarship program ends next year and that highest priority must be given to finding funds to continue support of the 90 students now in architectural schools.

In order to allow maximum time in the afternoon for discussion of the Justice Department matter, a number of by-law changes, the addition of six more directors to the national AIA board and a provision for termination of membership after six month's delinquency in payment of dues (at present it is a maximum of 13 months) were approved. The morning meeting closed with a romantic visual presentation of the beauties of San Francisco, site of next year's convention. Who needs to be convinced?

Since the results of the Convention's action on the Consent Decree are described at length elsewhere, it will suffice to say that the afternoon meeting was extremely well-attended and that all viewpoints were heard. In addition to that matter, the delegates agreed that assessments of members for special expenses (such as publicizing the AIA's position on competitive bidding for architectural services which was passed the next morning) could be levied by a two-thirds

vote of the delegates at a convention. Formerly, assessments were not permitted.

The final business session, Wednesday morning, was devoted to resolutions. Although the principal and last one was that calling for adoption of the National Policy Task Force report, a number of other resolutions were also approved after vigorous discussion and modest amendment. A proposal that the status of the previous year's amendments be published and discussed at the next convention was accepted but a five-year moratorium on similar issues, proposed by the AIA Board of Directors, was deleted. Resolutions pertaining to Conservation of Resources, Involvement of Students with Components, and Broadening Membership Involvement all passed easily. The latter, urging architectural employers to encourage their employees to join the AIA in an appropriate category was the only official response to the concern among members over the emerging specter of collective bargaining in their offices. No doubt that future conventions will see this matter faced as squarely as was the Consent Decree this time. But for now, a timid and euphemistic gesture.

The architectural education resolution, expressing the profession's desire to see schools refocused on training young people to design buildings was amended by a long statement of the ASC/AIA. The effect of the students' statement, which concerned itself with a broadened purview of architectural education, seemed to cancel out the Resolution Committee's intention. But everyone seemed happy as the amended resolution was approved; education continues to be a compelling issue among architects, even if no one understands what it is anymore.

#### New officers

The final piece of business at the Convention was the election of officers. Balloting took place Wednesday and the results were announced at the Gold Medalist's Banquet. The new First Vice-President and President-Elect is Archibald C. Rogers of RTKL, Inc., Baltimore. The three new Second Vice-Presidents are Van B. Bruner, Jr. of Haddon Township, N.J., Louis de Moll of Philadelphia (beginning a second term) and David A. Pugh of Portland. Hilliard T. Smith, Jr. of Lake Worth, Fla. was elected Secretary.

#### The Marketplace of New Ideas

In an effort to bolster the spirits of that small but hardy band of manufacturers who exhibit their products each year at the Convention, the Marketplace of New Ideas was added to the proceedings. Two afternoons were set aside for the seminars and exhibits that combined presentation of products and methods with professionally-oriented meetings. Twenty-one rooms accommodated the 88 topics, most of which were offered two or more times. In addition, the strategically-placed exhibitors' booths seemed well-visited, especially around lunchtime when rather good free meals were available, courtesy of the exhibitors. One especially



successful subject, "The Architect and the Development Team", presented by architects Herbert Duncan, Harry A. Goleman and Michael Maas, drew SRO crowds. Many of those attending are already in the development business and the others were eager to learn how. A forthcoming AIA manual on the subject was discussed during the presentation and promises to be very helpful to those interested in this ever-expanding aspect of practice. Whether it is attributable to last year's change in the AIA Code of Ethics or to the fact that so much more development housing is being built now, almost every architect at the Convention seemed to be working with developers for a fee or with an equity interest while a few are even developing projects themselves.

#### Students and other minorities

As at the Detroit Convention, students and black architects had a more peripheral role than in Chicago and Boston. Yet the increasingly-established nature of their proceedings seems to make them more able to communicate with the Convention as a whole. There is less self-consciousness on each side and, it seems, more productive work together. This is not to say that the problems that were so prominent at recent Conventions no longer exist. But rather that those who really care about them have agreed to collaborate on the hard work and continuing patience needed to make progress on them. The CDCs, basically as impoverished as ever, seem to be hanging on and therefore to be a viable force in community development. In that area, mere existence is often enough to be meaningful. The student party at the University of Houston drew a substantial number of delegates and, as the evening wore on, the initial shyness of older and younger dissolved into good conversation.

#### The parties

Finally, speaking of parties, this Convention seemed well-blessed with fellowship. "It was clear once again," said RECORD senior editor, Betty Thompson, "that what most people go to conventions for is the social contacts. Next, they want to see the place they are in. And, as a sort of over-all reason for going to the Convention, they hope to bring back something that will give them new insights—into themselves as architects and people, into architecture, into the human beings who are their clients and

possible clients, their associates and their employees."

Just as the Gold Medalist's Ball traditionally closes the Convention, the Dodge/Sweet's party opens it. This year the festivities were held at Busch Gardens, a combination zoo and park next to the local Anheuser-Busch brewery. Entitled "Asian Safari," it drew large crowds of gaily-dressed convention-goers. In spite of the dark clouds which threatened all events on Sunday, people eagerly re-established acquaintances. Another excellent party was the Host Chapter party held at the Pin Oaks Stables. Having encouraged western costumes and other informal dress beforehand, the Houston gang threw a lively and varied barbeque that proved a great success. These parties combined with alumni luncheons, chapter and region parties and other informal gatherings gave continuing opportunity to fulfill what is ultimately the principal function of conventions—human interaction.



#### AIA VOTES YES ON THE NATIONAL POLICY TASK FORCE REPORT

In response to skilled top-level championship by AIA President Max O. Urbahn, and many months of hard selling across the country at the grassroots level by Task Force Chairman Archibald C. Rogers and his team, which culminated in intensive indoctrination sessions at the convention, the AIA voted overwhelmingly in favor of the resolution to support and implement its National Policy Task Force Report (RECORD, Feb. 1972). In so doing the AIA membership has gone on record in favor of social policies which president Urbahn describes as "revolutionary."

#### Radical Concepts

These key proposals, many of which during the past decade have been advocated by the most enlightened U.S. social planners, are gradually becoming more widely accepted among those in leadership roles. General public acceptance, however, would still appear to be a long way off. The AIA membership by voting to accept the Report has joined this country's vanguard in supporting the following radical measures:

1. The nation must find an orderly way out of its segregated living patterns. Open occupancy should obtain throughout the entire housing market which is affected by governmental subsidies and insurance. For

an example, this means that suburban housing developments financed by FHA mortgage loans must become accessible to blacks wishing to buy homes in these communities.

2. In the words of the report: "Low- and moderate-income families [must be] directly subsidized (through income supplements, housing allowances, "235" and "236" type interest reductions, etc.) at levels equivalent to the housing subsidies now provided higher income homeowners in the form of tax deductions of mortgage interest and local property tax payments (plus what economists call 'imputed rents')." These housing subsidies would be made directly to the people who buy or rent housing for their own use, rather than to public, quasi-public or private agencies for the construction of housing. Thus subsidized, low- and moderate-income people would become part of the private housing market. Such measures would bring to an end all construction of government-owned low-income housing, while greatly broadening the housing options of the poor.

3. Land development must increasingly be brought under public control. The appreciating value of land benefited by public investment in roads, sewers, open space and other amenities should no longer accrue to the landowner, but should be recaptured and recycled into the costs of developing, serving and maintaining it. The report favors that state governments acquire and prepare land in advance of development and proposes that "leasing rather than outright sale would be desirable for land acquired and assembled by public action."

4. State governments should gain control over and augment local building, zoning and health codes in order to plan and regulate the use of land in the following ways: Areas of critical ecological importance such as flood plains and coastal regions should be protected; land in the path of public development should be conserved if necessary for higher public use; where acute housing shortages exist due to lack of available housing sites, land should be pre-empted for housing construction.

If points (3) and (4) should become national policy, the landowner's right—now somewhat inhibited by zoning and other types of regulation—to decide for himself how his land should be used will be even further curtailed. In addition, since he would lose the profits that would accrue from the sale of land whose value had increased through public investment, most incentives for land speculation would vanish.

#### **Moderate proposals**

Not all of the recommendations of the Task Force Report can be expected to be as difficult to make part of our national policy as those which have just been summarized. In supporting the Report the AIA permits its voice to be heard on behalf of more moderate measures which include:

1. Development in central and peripheral areas of the metropolis should be

linked, because "building new communities and restoring old ones must go together. We think it folly to try urban renewal in the older denser neighborhoods before moving and relocation room is made ready elsewhere. That means we think, a deliberate policy of building new neighborhoods on vacant land before renewal of older neighborhoods is begun."

2. Citizens at the neighborhood level should be invited to participate in the planning process.

3. Metropolitan planning and development agencies should be encouraged, private-public ventures should be encouraged and development corporations should be created by Federal, state and local governments. The Task Force Report asserts that it perceives no conflict between (2) and (3). "We see no contradiction in simultaneous transfer of power upward to broader-based levels of government and downward to the neighborhoods. It is not power which is being subtracted—it is capability which is being added."

4. Public and private capacity to build at the neighborhood scale should be strengthened by easing financial, legal and other constraints; by ensuring a steady flow of mortgage money at low and stable rates; by well phased and coordinated public investment in the so-called infrastructure, i.e.—transit, water, sewage and electricity networks, and by the encouragement of the development of industrialized building processes.

5. Financing patterns should be revised so that less reliance is placed on the local property tax. State and Federal governments should assume a greater share of the costs of the infrastructure as well as health, education and welfare services. Tax and other incentives and disincentives should be revised to encourage high quality urban development.

6. Environmental controls and design standards should be strengthened.

7. Single purpose Federal grant programs such as the Highway Trust Fund must be newly conceived to serve a broader range of community requirements. "If this self-regenerating fund is not refashioned to serve our highest priority needs, the nation will place itself in bondage to the automobile and superhighway."

#### **The Growth Unit**

The foregoing Task Force Report recommendations, both radical and moderate are all part of the attempt by the AIA "to change the ground rules," in the words of president Urbahn, "that now shape and distort the shape of American communities; to create a new and useful scale for planning and building in urban areas; and commit the nation to a major land acquisition policy to guide development in and around key urban centers."

The new and useful scale for planning and building is the scale of the neighborhood. Says the Report: "The neighborhood

should be America's Growth Unit . . . [thus] national policy can relate to growth and regrowth wherever it may occur—in rural areas, in smaller towns and outlying growth centers, in metropolitan areas and their central cities, in free-standing new communities."

Growth Units would vary in size from 500 to 3,000 residential units and would be large enough to require and benefit from advance planning, broad powers of land assembly, and the coordinated design of open space, public plazas, community facilities and transportation. Larger communities including new towns would be designed as multiples of these Growth Units while their services would enlarge proportionately.

#### **Priorities for the construction of Growth Units**

The Task Force Report urges that Growth Units be started in 65 metropolitan areas with a population of 500,000 or more. Citizens of first concern would be those trapped in the slums of these metropolitan areas. A total of one million acres should be publicly acquired in these 65 urban conglomerates. At recommended densities of 25 persons per acre, this program for areas impacted by rapid growth and deterioration should accommodate one-third of the expected growth of the U.S. population between 1970-2000.

#### **Dissatisfaction with the Report**

At the grassroots level and at the convention, architects, including black architects, objected that the Report did not focus sufficiently on the problems of poverty and racism. The Task Force replied to this challenge by pointing out that these conditions were precisely those which the Report sets out to alleviate by the crash program to begin the construction of Growth Units within the inner cities of the 65 metropolitan areas.

The issue of community participation and control was frequently raised and the Task Force was repeatedly asked how the AIA's Community Design Centers would function within the Growth Units. The Task Force believes that the CDC's "should evolve into multi-disciplinary design teams serving as interpreters of the community's needs and hopes to the power-holders, and as synthesizers (i.e., architects) for adjusting those needs and hopes to the resources available to the power-holders. To succeed in this sort of 'midwife' role, the CDC is faced with the quite monumental task of correctly interpreting the voice of its lay (and perhaps inarticulate) community client and of arbitrating the competition within its community as to who is the authorized spokesman."

Another frequently voiced criticism of the Report was the fact that it mentions environmental pollution only in passing and makes no reference to the diminishing

*text continued on page 47*

# Yale products security problem

## And some you haven't thought of.

Starting with locks, there's virtually no end to the number and kinds we make. Thousands of locks for thousands of purposes. Residential locks. Commercial locks. Auxiliary locks. Cabinet locks. Padlocks. Combination locks. In addition to locks, we also make door *controls*, like door closers and panic exit devices, but that's only the start.

## Electric locking systems: Centralized control of a building's security.

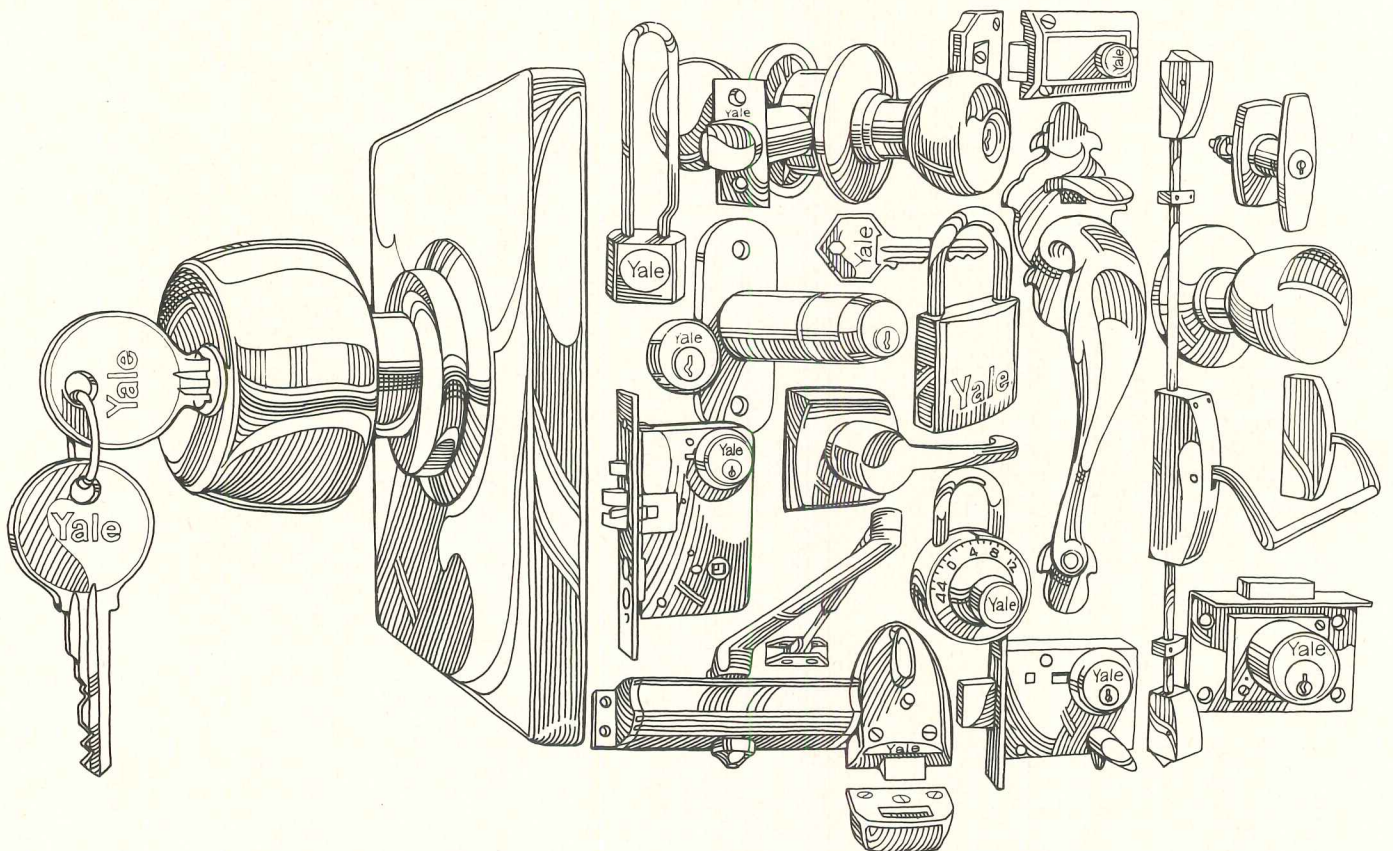
We make systems that *control* locks—thousands at once... or one at a time. Our Eaton Electric Locking System is a good example. It allows one person to control one lock or all locks in an office building,

factory, school, hospital or what have you. All at the flick of a switch. Or automatically.

## Locking systems that tell you who came in, and when. And through which doors.

It's our Identi-Logic® Access Control System... a locking system that **remembers**. Identi-Logic Systems keep complete records of all activities at each lock location—including time, date, location and number of keys used. If this sounds a bit James Bond-like to you, it is. Identi-Logic is the ideal locking system for highly sensitive areas in scientific research, governmental, military and computer installations.

## Intrusion or fire detectors that use your 'phone



# solve almost every you can name.

## to call the police...or fire department.

But security at Eaton isn't just a case of locking things up.

The Yale® residential alarm system and infrared intrusion detector protects against burglaries. And fires. Our automatic telephone dialer works in conjunction with a detection system to give your home, business, or industry a virtually foolproof, self-reporting security shield. Warns about critical systems failures, too... including heating or refrigeration breakdowns.

## Vault doors, safes and safe deposit boxes.


And for other specialized applications, we make specialized security products and systems. Including our full line of vault doors, safe deposit boxes

and night depositories for banks, brokerage houses and other institutions where valuables are handled or stored in volume.

Like we said, we make every type of security product you can name.

For more information about Yale security products —Yale Bank Service and our exclusive PDQ (Pretty Damn Quick) delivery service— contact your nearest Yale Security Representative. Or write: James M. Keane, Eaton Corporation, Yale Marketing Department, 401 Theodore Fremd Avenue, Rye, New York 10580.

## Yale means security.



**EATON** Security Products  
& Systems


For more data, circle 25 on inquiry card



## *Anything can happen*

In Lawford, Essex, England, Peter Strawson treaded water for 17½ hours on July 25-26, 1967, a new world record. Mr. Strawson emerged from the water with wrinkled skin.

From the GUINNESS BOOK OF WORLD RECORDS  
©1971 by Sterling Publishing Co., Inc., New York



## *And anything can happen at Overly*

Like building swimming pools in the sky.

Leaks are the last thing you want to worry about when you put a swimming pool on top of a high-rise apartment building. Or anywhere, for that matter. We can custom-design and build an all-aluminum, welded-seam pool warranted against leakage for five years. Our pools can be adapted to any specifications, indoors or outdoors. You get the entire system: recirculation system, nonskid coping ledge, overflow gutter and colorful coating.

Overly pools resist corrosion as only aluminum can . . . and they don't crack or spall. Temperature changes don't faze them. They're tested for leaks before the water goes in, and the welded design *stays* tight. At Overly, when it comes to swimming pools, recreational or therapeutic, anything can happen, and it happens for the better.

Overly has plants in Greensburg, Pa. and Los Angeles, Calif. For more information, contact Overly Manufacturing Co., Architectural Metal Division, Department 19, West Otterman St., Greensburg, Pa. 15601.

**overly**  
MANUFACTURING CO.

For more data, circle 26 on inquiry card



text continued from page 43

availability of materials and energy and the need to conserve what we have. To this the Task Force replied that the forthcoming second report which will be concerned with tactics and implementation will address itself to these matters.

The Task Force Report was also criticized for being primarily residential in its emphasis. Task Force member Paul N. Ylvisaker told the convention that "it is time we talk primarily residential as the only way to put the non-residential into the proper perspective."

For the benefit of the AIA members who criticized the Report for its over-reliance and excessive faith in government, the Task Force agreed that the pervasiveness of government is a fact, but one which must be pragmatically dealt with. For this reason, they said, most of the Report's major recommendations are addressed to the government. Essentially the Report calls for a radical reshaping of government institutions which will include transferral of certain powers, including the power to zone, from the localities to the states. The Task Force hopes that its strategies, when implemented, will result in less government involvement "at least in a bureaucratic and programmatic sense."

#### Many asked:

##### "Does the AIA favor socialism?"

Of all the Task Force recommendations, the most radical and controversial was the issue of public control of land development. Charged with attempting to undermine the free enterprise system, indeed with proposing socialism, the Task Force countered with the following arguments:

1. The form of "free enterprise" which consists of speculating on the timing and location of public investment as it relates to enhancing the value of land must end. "Our tax laws must be reframed so as to take the incentive out of land speculation."

2. Not only should the unearned increment from public investment be cycled back to the public, but the public should be enabled to control the pace and shape the quality of land development in the process of implementing a well-planned public investment in the infrastructure.

#### Making it happen

Now that the AIA has approved the Report, the Task Force must fashion the legal and procedural instruments to make its recommendations a reality. The present Report, as was frequently stated at the convention and during the grassroots meeting, is merely a sketch, a "distillation of trends" in the words of Paul Ylvisaker.

The AIA, with technical assistance, will draft proposed Federal and state legislation to create a legal and administrative framework whereby the Growth Unit concept becomes the shaping idea by which our communities will develop. The AIA will testify before Congress on the Task Force

Report and lobby in favor of its new legislation as it gradually takes form. As part of the AIA's Minuteman program, individual members of Congress will be approached by individual members of the AIA. The AIA will also work to influence HUD and other Federal agencies involved in urban development. The AIA state organizations will, of course, lobby at the state level as well.

The AIA will become active in the current presidential campaign, urging both the Republican and Democratic platform committees to include the Task Force proposals in their party platforms. In so doing the AIA will seek alliance with other groups who may favor the Growth Unit concept.

The AIA will also develop a national housing program based on the principle of subsidies to the user rather than to the housing unit. It hopes to persuade a local or state government to set up a pilot program of Growth Unit construction whereby the concept can be tested. An extensive public relations program is also envisaged.

#### Members of the Task Force

The original Task Force consisted of five members who will continue in their present roles. They are:—Archibald C. Rogers, FAIA, chairman; chairman of the board of RTKL, Inc., Baltimore. He developed planning guidelines for a team approach to highway planning, which led to establishment of the Urban Design Concept Team assembled to plan Baltimore's expressway system.—Ieoh Ming Pei, FAIA; principal, I. M. Pei and Partners, New York. His firm was responsible for the planning and design of Philadelphia's Society Hill redevelopment; a renewal plan for Oklahoma City's central business district; Montreal's Place Ville Marie, and a master plan for the redevelopment of downtown Boston.—Jaquelin Robertson, AIA; currently director of the Office of Midtown Planning for New York City; formerly head of the urban design group within the New York City Planning Commission.—William L. Slayton, Hon. AIA; executive vice president of the Institute; formerly Commissioner of the Urban Renewal Administration, Housing and Home Finance Agency; later president of Urban America.—Paul N. Ylvisaker, professional adviser; professor of public affairs and urban planning, Princeton, University; formerly commissioner of community affairs for the state of New Jersey.

After the first Task Force Report was completed a new member was added to the group, Van B. Bruner, Jr. AIA; chairman, Commission on Community Services of the Institute and newly elected second vice-president. *Mildred F. Schmertz*

#### CONVENTION DELEGATES VOTE 2-1 TO ACCEPT JUSTICE DEPARTMENT CONSENT DECREE

After an almost day-long discussion, marked by strong, effective, and sometimes (but surprisingly little) emotional argument, the convention delegates voted 1145 to 612

to concur in the intention of the board of directors to enter into a consent decree removing from the AIA's code of ethics any prohibition against price quotations for architectural services.

The board, immediately after the convention, did sign the decree, receiving as a condition of signing an interpretive letter which states that "the provisions of the decree do not affect in any way certain rights of the Institute, its officers, its components, and its members."

Those important protected rights were outlined by president-elect Ferebee in an extraordinarily complete, thoughtful, and persuasive "majority report" of the Board. The rights specifically retained are:

"1. The right to influence any branch or agency of any government to take action or refrain from taking action. For example, the Institute or any chapter may request a school board to follow the AIA-preferred method for the selection of architects or may request action by a state architectural board against an architect acting in violation of state rules and regulations. [Some states have laws prohibiting competitive bidding for architectural services, and these state laws apparently take precedence over the consent decree.]

"2. The right to propose, support or oppose legislation, ordinances, rules, regulations and orders by any government or governmental agency. For example, the Institute may continue its campaign to persuade Congress to pass the Brooks bill. [Now the Brooks-McClellan-Percy bill.]

"3. The right to do anything required or to refrain from doing anything prohibited by any law or regulation of any government or government agency. Thus, the Institute may continue to require its members to obey local registration laws, even those which prohibit competitive bidding."

This right was seen by many delegates as an effective tool. After the vote on the consent decree, a resolution assessing each member \$10 to establish a fund for the chapters to work, in their own states, for laws prohibiting competitive bidding; and to work in Congress for passage of the Brooks-McClellan-Percy bill.


Mr. Ferebee's report went on:

"4. The right to advocate, express and disseminate, orally or in writing, the Institute's belief that the selection of architects should be based upon other factors in addition to fee. For example, the Institute may continue to state that it believes the preferred method for the selection of architects is that whereby primary consideration is given to the architect's qualifications."

Finally, Mr. Ferebee reported:

"The decree does not apply to actions of Institute members acting on their own and not as officers of the Institute, its chapters or state organizations. Every member remains free to submit or refuse to submit fee quotations on a competitive basis in the exercise of his own personal professional

text continued on page 49



## Quiet plus

### McQuay® central station fan coil and water chiller systems offer quiet economical operation.

Quiet is easy to understand. Like a morning in the woods. No clatter, no bang, little moving but time. That's the kind of quiet you get with McQuay central station fan coil systems. One nearly silent fan and motor are the only moving parts in the room. Contrast that with the through-the-wall packaged terminal air conditioner units in many motels, hotels and apartments. The compressor, condenser fan and motor, and evaporator fan and motor introduce a relatively high noise level into the room. In the McQuay system,

the compressor, condenser fans and pump are isolated in one central remote point so they won't disturb tenants and guests.

*Economy and energy conservation is the plus.* On many motels, hotels, apartment and office buildings, McQuay central station fan coil and water chiller systems provide significantly lower ownership costs. The central system is more efficient and conserves costly electrical energy. Saves 35% and more in power costs alone. If your chiller is water cooled instead of air cooled, your savings are even greater.

Since you have fewer refrigeration compressors to require maintenance, your service frequency and costs are reduced. Equipment and installation

costs can be lower too, particularly with the new McQuay Hi Line Seasonmaker® fan coil unit. One larger unit can frequently be used in place of two smaller units and installation costs are minimal.

For complete information about the quiet economy of central station fan coil and water chiller systems, contact your McQuay representative or write McQuay-Perflex Inc., Box 1551, 13600 Industrial Park Blvd., Minneapolis, Minnesota 55440.

**Look to the systems leader . . .**



**McQuay**  
DIVISION

McQUAY-PERFLEX INC.

For more data, circle 27 on inquiry card

text continued from page 47

judgment, except that if he should choose to submit fee quotations, he must be careful not to violate any law or regulation of any government or government agency. In addition, every member remains free to inform prospective clients of his views as to the appropriate methods of selecting architects and to state his personal views as to the submission of competitive fee quotations."

### The major argument against signing the decree was "the principle involved"

It was stated this way in a resolution proposed by the Pennsylvania and California regions (see also RECORD editorial, May, page 9): "A basic principle of our profession is that the worth of architectural services must be measured by many factors other than price. We believe that acquiescence in the consent decree presented to the component officers threatens this principle, is wrong, and should be resisted. This resolution commits the AIA to funding the preservation of this basic principle through support of legal action, and through initiation and support of legislation throughout the United States . . ."

This resolution failed to get the necessary two-thirds vote that would have permitted bringing it to the floor.


### But the arguments that carried the day were made in the board's majority report—which made it clear that "the board is no more happy about this situation than are the members . . ."

In addition, attorney William McGovern of the firm of Arnold and Porter, retained by AIA for its knowledge of anti-trust work, made three key points: If the board refused to sign the consent decree and the matter went to litigation:

1. "No holds would be barred."
2. There is absolutely no guarantee that the courts—even the Supreme Court—would decide the matter of principle involved.
3. Even if the court does decide the question, there is no assurance that it will decide favorably. The guess of his associates, he reported, was one out of four.

### KEYNOTE SPEAKER REFLECTS SOCIETY'S—AND AIA'S—CONCERNS

In his keynote address, "In Praise of Diversity", Dr. Rene DuBos, distinguished microbiologist and Pulitzer Prize-winning author, pleaded for the recreation of small-group units within cities which would "permit development of a social identity and a spirit of place", whether in the structure of a metropolitan city like New York, or in other ways; for the provision of places like malls and plazas where a common experience of great importance and emotional value—like the Apollo 11 moon landing or the death of President Kennedy—can be shared by



C. Herb Paseur, Chairman of Houston Chapter Convention Committee, welcomes delegates.



Inside the Maidenform, an air-supported structure erected by students in Convention Center.

people anonymously but in unison; and for a multiplicity of settings or "stages"—which all great cities have—"where very different kinds of people can act out lives of their own choosing." Urban settlements are not inhuman because of their size, he said, but because "their present structure is almost incompatible with some of the needs man has developed in the course of his evolution." Hong Kong and Holland, he pointed out, are "places where patterns of behavior have developed during centuries of crowding which minimize social conflict and yet allow persons to retain a large measure of personal freedom." This does not mean, however, he said, that "the density of populations can be indefinitely increased but only that safe limits have not been determined."

Consciously or not, Dr. DuBos echoed two of the convention's most important agenda considerations: The National Task Force report which calls for a "neighborhood growth unit" as the basis for community scale, and the presentation of the Gold Medal to Pietro Belluschi, whose early work developed as a regional expression. Dr. DuBos suggested the former in his plea for recreation of the small villages from which evolved all the world's great cities and the latter in his statement that "The United States, by cultivating regionalism could derive from its rich geographical diversity cultural values—and incidentally also forms of economic wealth far more valuable because more humanly meaningful, than those measured by the artificial criteria of a money economy."




### BUILDING TEAM CONFERENCE WORKS "TO PUT IT TOGETHER"

About 300 registrants, including nearly 100 architects, attended the Second National Conference on the Building Team, which followed the AIA convention. The subjects: the changing relationships between owner, banker, developer, architect, contractor, and manufacturer; construction management; phased construction; systems; code constraints; life cycle costing; "getting a piece of the action" as a developer; the new legal problems; performance specs; and the role of labor. The busy program offered some able panelists from all disciplines, including some of the nation's biggest builders and lenders, consultants such as David Miller and Gerry McKee, owner and manufacturer representatives, and architects William Caudill, Bill Brubaker, Chuck Thomsen, Phil Meathe, Marshall Erdman, Walter Hough, Richard Miller and, Richard Jacques. Attendees at the sessions were intent and questioned the panelists sharply; mostly, attendees seemed a bit troubled by some of the concepts but wanted to know where they fit in. For example, the session on "Profile of a Construction Manager" brought together architect Thomsen, consultant McKee, and builder Robert Lathlaen—each of whom argued the validity of (respectively) the architect, the full-time consultant, or the general contractor functioning as a construction manager. But there was one interesting consensus: a construction manager is useful on jobs where two or more contractors are involved; but where the traditional lump-sum contract is used, a construction manager is not needed.

Most hopeful sign at the conference was the involvement of organized labor, represented articulately by Robert Georgine, secretary-treasurer of the Building and Construction Trades Department of the AFL-CIO. While firm and unyielding on some points (jurisdiction, for example) he showed and offered negotiation by labor on systems developments, unusual contractual arrangements for multi-building jobs, and regional negotiation of rates.

# How to make a waterproof deck that's really waterproof.



Almost any bitumen, elastomer or membrane is waterproof.

Trouble is, it takes more than a waterproofing product to build a leakproof deck or plaza. Since most attempts to waterproof the traffic surface are doomed to failure, we think it's more important to get rid of water from each level of deck construction.

Here's a step-by-step method that does just that.

First, use a liquid waterproofing product that can be applied to the best-engineered concrete on the job site — the structural slab. Since the liquid adheres to the slab it will eliminate any lateral migration of water . . . just in case it penetrates the seal.

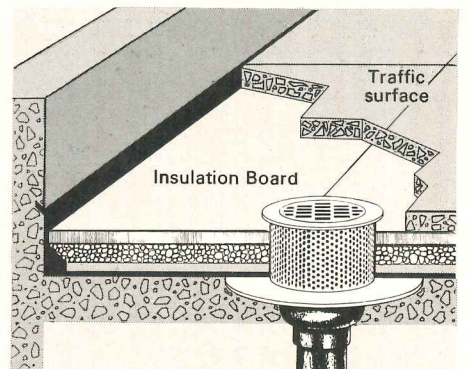
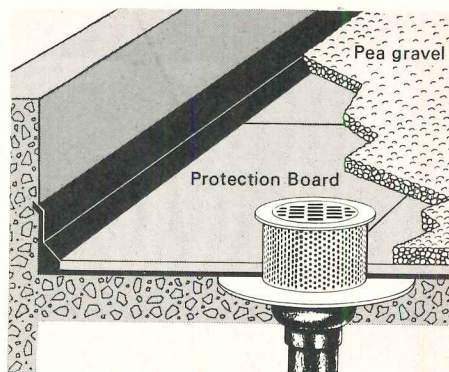
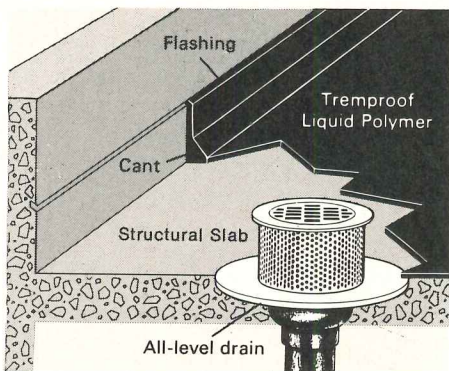
Next, protect the waterproof layer with a 1/8" thick asphalt-impregnated board. That will prevent any punctures that could otherwise

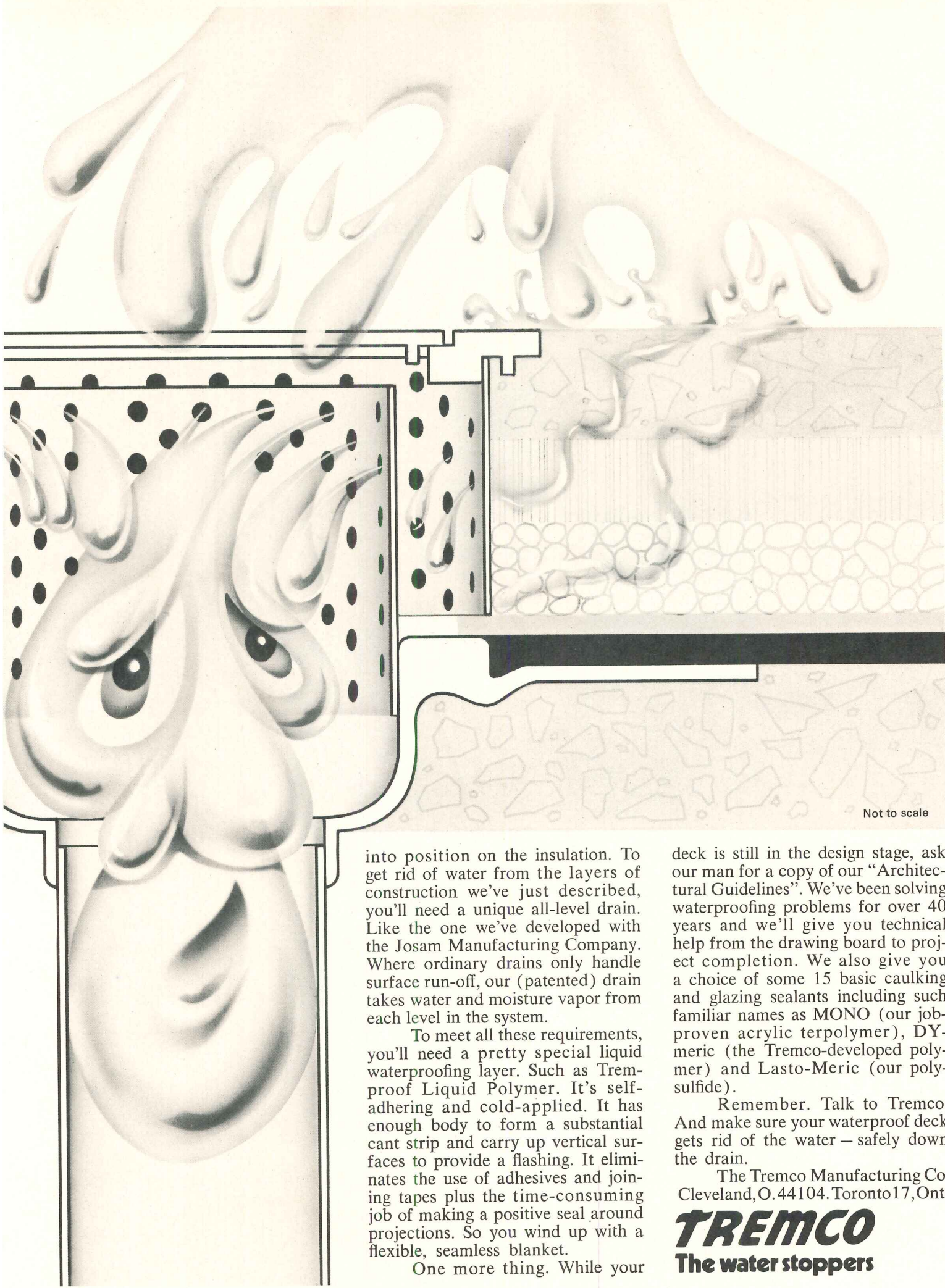
be caused by job-site activity.

Now add a 1 1/2" to 3" layer of washed pea gravel to act as a percolation layer that will collect transient water and carry it to the drain.

Then, put the insulation on top of the percolation layer. This will protect both the structural slab and the waterproofing system against stress caused by thermal variation.

Finally, put the traffic surface





into position on the insulation. To get rid of water from the layers of construction we've just described, you'll need a unique all-level drain. Like the one we've developed with the Josam Manufacturing Company. Where ordinary drains only handle surface run-off, our (patented) drain takes water and moisture vapor from each level in the system.

To meet all these requirements, you'll need a pretty special liquid waterproofing layer. Such as Tremproof Liquid Polymer. It's self-adhering and cold-applied. It has enough body to form a substantial cant strip and carry up vertical surfaces to provide a flashing. It eliminates the use of adhesives and joining tapes plus the time-consuming job of making a positive seal around projections. So you wind up with a flexible, seamless blanket.

One more thing. While your

deck is still in the design stage, ask our man for a copy of our "Architectural Guidelines". We've been solving waterproofing problems for over 40 years and we'll give you technical help from the drawing board to project completion. We also give you a choice of some 15 basic caulking and glazing sealants including such familiar names as MONO (our job-proven acrylic terpolymer), DYmeric (the Tremco-developed polymer) and Lasto-Meric (our polysulfide).

Remember. Talk to Tremco. And make sure your waterproof deck gets rid of the water — safely down the drain.

The Tremco Manufacturing Co.  
Cleveland, O. 44104. Toronto 17, Ont.

**TREMCO**  
The water stoppers

For more data, circle 28 on inquiry card




# It costs a lot to air condition a gymnasium. But thanks to Mammoth's capabilities it won't cost this Cana, Virginia school an extra dime.

(And the total job is under \$2.50 per sq. ft.!)

Take an existing 25,000 sq. ft. school building in rural Virginia. Add 45,000 sq. ft. of new classroom and gymnasium space. Now heat, ventilate and air condition the whole thing from scratch for less than \$2.50 per sq. ft. (including removal of the existing heating system). Sound far-fetched? Maybe.

But it's situations like this, calling for maximum flexibility to solve a unique HVAC problem and still stay below budget, that Mammoth can deal with better than anyone. Just ask the people of Cana, Virginia.



## Common Problems Usually Aren't

The problem facing this Carroll County, Virginia school district—a building expansion program on a restricted budget—isn't unique. But each individual building's environment, use, and the demands placed on that building's HVAC system certainly is. With Cana's St. Paul Intermediate School, the crucial issue boiled down to air conditioning.

Following a national trend toward making a building investment work hard all year long, St. Paul's will be used year 'round for community meetings and events in addition to its regular classroom functions. Traditional multi-zone cooling was financially out of the question, yet to eliminate cooling from any one area would render that part of the building useless during the summer months. In addition, the existing two-story school had to be air conditioned with minimal disruption or remodeling. In all, a very difficult HVAC situation.

## Free Air Conditioning

The architect-engineer looked over the St. Paul dilemma. After careful study, he turned up some interesting facts: Classroom space would not be used when the gymnasium was and vice-versa. So economical use of single and multi-zone units could be used for heating and cooling new and existing areas. With this in mind he proposed an ingenious solution calling for the kind of system flexibility only Mammoth could provide.

He specified five Mammoth rooftop units totaling 155 tons cooling, and three heating and ventilating only units. The Mammoth FM fluidic terminal distribution system was chosen for its ability to warm or cool air, provide individual temperature control, and adapt easily to the existing school.

Then he specified motorized dampers in certain main zone air ducts (see diagram on opposite page). The dampers switch cool air and temperature control from classroom areas to the gym by using a manual timer

control panel in the school's main office. Since the two air conditioning units serving the gym can handle all the ventilation air required even with the gym filled to capacity, the heating and ventilating unit fan and the heating equipment could be sized to handle the *unoccupied* gym. This lowered equipment and operating costs.

The beauty of this arrangement is that it allows simple and efficient heating and cooling of the entire building at little more than the cost of heating and cooling the classrooms alone...in effect, the

gym could be air conditioned free and for less than the cost of just heating and ventilating it! Combining this imaginative approach with Mammoth's system flexibility, the architect-engineer was able to bring the HVAC cost in at \$2.38 per sq. ft., not including electrical work.


## Flexibility You Can Fall Back On

The St. Paul project points up Mammoth's ability to solve HVAC problems by examining each individual project on its own merits and then providing the very best solution using Mammoth's flexible array of products... the kind of flexibility you can fall back on for a one-of-a-kind HVAC package.

Mammoth can take this personal approach to your HVAC problems because Mammoth has the people, plant, equipment and system flexibility to do it and still come in at a competitive price.

**Your problem isn't like everyone else's.  
Your best solution isn't either.**

For more information contact your Mammoth field representative. Or send us the coupon below.

  
**LEAR SIEGLER, INC.** MAMMOTH DIVISION  
 13120-B COUNTY ROAD 6  
 MINNEAPOLIS, MINNESOTA

I'm interested in your personal problem-solving approach. Please:

Send me more information about Mammoth and your individual approach to HVAC problem solving.

Have my field representative contact me.

Name \_\_\_\_\_

Firm \_\_\_\_\_ Position \_\_\_\_\_

Street \_\_\_\_\_

City \_\_\_\_\_ State \_\_\_\_\_

Zip \_\_\_\_\_ Telephone \_\_\_\_\_

Dept: AR-62

# toppers



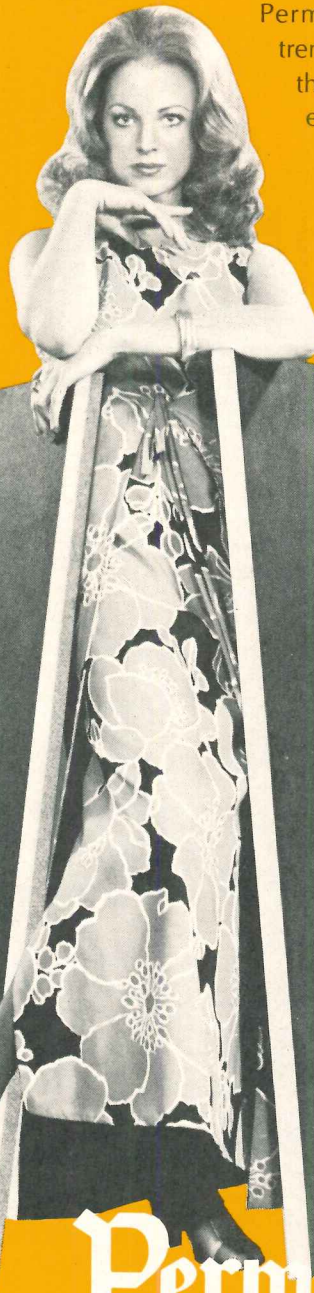
## PERMALITE Pk and PERMALITE RIGID URETHANE

*Grefco roofing boards; unequalled for quality and economy —*

Permalite Pk: The unique composite of famous, non-combustible  $\frac{3}{4}$ " Permalite board, required thickness of self-extinguishing urethane and high strength water repellent laminate. Provides superior insulation at minimum thickness... sharply reduces shipping, installation and operating costs.

Permalite Rigid Urethane: The extremely lightweight board that set the industry standard for thermal efficiency. Particularly stable and resistant to damage... ideal low temperature insulation and for masonry applications.

Get the facts.



**BUILDING PRODUCTS DIVISION**

# Permalite

**RIGID ROOF INSULATION**

**Grefco, Inc.**  
Building Products Division  
2111 Enco Drive  
Oak Brook, Illinois 60521

\* Note: Permalite Pk 1.6" has "C" value of .12, an "R" value of 8.33 and is equivalent to as much as 3" of competitive material. Listed by FM for Class 1 Steel Deck Construction (fire and wind uplift); UL Metal Deck Assemblies Construction Nos. 1, 2 and others.

For more data, circle 30 on inquiry card



## Organization for Professional Practice

By Bradford Perkins

Vice president, O'Dorsey Hurst and Co., Inc., a division of McKee-Berger-Mansueto, Inc.

It is one of the clichés of management consulting that the management problems of architectural firms would be simple to solve if it were not for the human factor. This article is a discussion of one aspect of the human side of managing an architectural firm—organization.

The typical organizational structures borrowed from other industries often do not apply to professional firms where the major asset is people rather than machinery, assembly lines or cash. The organizational principles which work in businesses where responsibilities and results can be quantified must be modified for firms which depend upon the creativity and difficult-to-measure production capacity of highly-trained professionals. Nevertheless, many established approaches to organizational analysis and structure can be successfully applied in architectural practice.

Successful application of these approaches requires recognition of an appropriate organizational structure. Among the factors are the firm's age, size, number of offices, personality, ownership, financial management approach, typical project type, legal environment, and the personality and goals of the principals and staff.

Each has a profound influence on the firm's organization. Therefore, the architect/manager's role in organizational analysis and structure is to identify the relevant influencing factors and design a structure within the following parameters.

### How to think about organizational forms

To organize a firm or not to organize, that is the first question. Some organization is inherent in any group due to the different personalities involved, but many small firms spend years without the visible trappings of an organizational structure. This is possible and even has some advantages for a very limited period in the genesis of a new firm, but age, growth and many other factors soon make it an unacceptable model for any but the smallest offices. Therefore, the second and much more relevant question is how to organize.

Normally the first step toward formal organization is stimulated by the tax and legal requirements of the business environ-

ment. Most firms have three choices: proprietorship, partnership or incorporation.

The proprietorship is the simplest. Little or no formal action is required and the organizational structure is clear. One man owns the firm, is legally and financially responsible for all of its actions, and is the converging point of all lines of authority. While there are a number of organizational and legal advantages in this simplicity, there are a number of disadvantages including over dependence upon a single individual, concentrated liability, limited incentive for key staff, and related problems. As a result, the proprietorship is rarely used for firms with staff of more than ten to fifteen staff members.

The partnership is the second and most common form of organization. The liabilities—any partner is liable for the business obligations that he and his colleagues incur—are the major disadvantages of this approach. Moreover, partnerships, unless carefully structured, often result in vague lines of authority and responsibility since the very word partnership implies management by committee. A majority of middle size (10-100 employees) firms have been partnerships, but the trend has been toward the corporation.

### The corporate form has some advantages

The corporation is an artificial legal entity created by law for some specific purpose. For years many states made it impossible for professionals to incorporate and, thus, achieve the tax advantages and limited liability of a corporation. These laws are changing but so are the tax regulations on pensions, personal income and other factors which once made corporations attractive tax shelters. The major reasons now for incorporation is often limited liability. As will be noted later, however, corporate structure also encourages a clearer organization, better records, and a more business-like management style which many firms find advantageous. On balance, it is not surprising that an increasing number of firms are turning to the corporate form.

There are, of course, other forms including combinations of the above, but these three are by far the most common.

Whichever is chosen—and a firm should always be ready to change when appropriate—it should be done with the advice of experienced legal counsel. William Caudill in his recent book *Architecture by Team* implied that there is little need for carefully detailed, legally-blessed understandings for "partnership is like getting married. All the carefully selected words put on a piece of paper are meaningless unless you trust each other." This is fine for a firm that grew as successfully as CRS, but formal organization agreements and other legal paraphernalia are designed for problems, not success. The financial and organizational impact of the death or retirement of a principal, office reorganization, important management decisions and other problems which inevitably occur during the life of most firms, can be minimized by careful planning.

Whichever organizational form is selected to deal with the external business climate, it will have significant implications for the internal organization. The most closely related issue is the relationship of organization and ownership. It is inevitable that the owner/staff of a firm confuses its ownership rights with its management role, but wherever possible the two should be kept separate. What this means in most firms is that the principals should not necessarily assume that as owners they should be involved in every decision. The fire-plug syndrome, where each makes his contribution, wastes time and rarely leads to better decisions.

### Make the assignments and make them stick

Division of the management responsibility is an important organizational concept that seems to be ignored in many firms. This division must reflect both the capabilities of the principals and the basic responsibilities involved in managing an architectural firm. A typical mistake is for architects organizing a new firm to choose men with similar interests and capabilities as partners. If capabilities could be labeled "A, B or C" they choose all "A's" assuming that this encourages internal compatibility. A more appropriate pattern followed by many successful firms, however, is to develop an A

(designer), B (salesmen), and C (business manager and D (production manager).

At the very least there should be a man with strong outside capabilities and one who can effectively direct the inside operations. Each man's different capabilities should be channeled toward the appropriate areas of responsibility.

One man should have final responsibility for each area of the firm's operations and one, in particular should have final responsibility for final resolution of all key management questions. In other words, even if the firm is a partnership it should have some of the organization and clear line of authority and communication of a typical corporation including a president. Management by committee is usually only effective when there are no complex decisions. But this point was most effectively summarized by the well-known architect who threatened to disinherit his son if he ever entered into an equal partnership!

If one man has to be president and/or chief operating officer he should be the one most capable of effective and decisive decision making on the major management issues facing the firm. If his role is primarily policy or direction of the firm's technical side, then he should be supported by a business manager. A definition of this business manager's role is the subject of another article, but in summary the type of man being sought today is not the senior bookkeeper or administrator/architect of the past. Instead, most of our client firms are now asking for 35 year-old men with a master's degree in business administration and some professional firm as well as financial management experience. To make a non-technical senior staff member effective, however, his role, responsibilities and authority have to be clearly defined.

Clear definition of responsibilities and matching needs with capabilities should carry down into staff organization. For example, Robert Townsend, in *Up The Organization* criticizes one typical symptom of firms that ignore this principal, the "assistant-to." As he puts it, "Instead of giving pieces of his job to other line officers, or carving out a whole job and giving it to someone to run with, he hired an 'assistant-to,' and immediately became much less effective than he was when he was just overworked."

Failure to match responsibilities with capabilities has been the subject of a whole book, *The Peter Principle*. Not all people rise to their level of incompetence, but too many professional firms take talented technical staff and try to make managers out of them. A major segment of the art of organizing a design firm is to find the proper balance between business and technical.

### The options of organizational concept

Part of this can be done by selecting the

proper staff for each role; a second part depends on how this staff is organized. There are several alternatives: by teams, departments, specialties, etc. The proper choice depends on the firm's size, staff capabilities, typical project and many other factors. For example, two 300 man offices of the same age, in the same city found it necessary to have very different structures, for one handled large office buildings and the other small schools. As a result, the former could depend on key designers who turned their conceptual design over to a large production department while the latter organized around small teams. As rules of thumb:

1. The design, production, engineering, etc. departmental approach is most appropriate for firms with more than fifty staff members and who primarily handle large and/or relatively simple (office building, industrial, multi-family housing, etc.) projects.
2. An alternative departmental approach—organized by project specialties such as hospitals, University facilities, etc.—is most appropriate in firms with steady volume in two or more relatively complex building types.
3. The generalist team approach is most effective for designer-oriented firms with fewer than fifty employees and with a non-specialized practice.
4. The project manager (a single individual, whether principal or employee, that is responsible for all phases of the project) approach is appropriate in all firms—whether organized by department or by team. Just as in the case of the firm itself effective coordination, management and even good design depend upon some one individual taking ultimate responsibility.

Clear lines of communication and authority are desirable in all firms and mandatory in large and/or mature firms. This does not mean published organization charts, which are primarily useful for planning and only occasionally helpful in clarifying the organization to the firm. Carefully and clearly defined assignments and top management monitoring are far more effective as management devices.

As has been already noted above and in the first article of this series, all of these concepts are modified by such factors as the firm's size, number of offices, age, sophistication, financial control philosophy, and many other factors.

1. Size, for example, has several stages. At eight to twelve (the size which some relate to the biological principles which have made this the typical team size in everything from business and the military to religion and sports) an informal organization has to become a firm. At thirty to

fifty a middle management level must be introduced for the principals can no longer maintain direct control of every aspect of the office. Above fifty the firm usually becomes specialized enough to have departments. And at six hundred to one thousand (also considered to be the most manageable school size, battalion strength, etc. by many theorists) the firm reaches a peak size that few if any firms can exceed as a single unit. Beyond this point the firm should consider semi-autonomous subsidiary units.


2. Most firms have multiple officers or subsidiaries long before they reach the peak limit. Management of the multi-office firm could also be the subject of another entire article, but typically the most effective management of branch offices or subsidiaries occurs when they are operated as self-sufficient teams with their own technical, business development and business management leadership. CRS, for example, formalized this in the troika concept they installed in their branches.

3. Branch office, departmental or project organization also depends on the firm's financial control philosophy. If a segment of a firm is expected to make a profit, it must be responsible for both income and expenses. If it is a cost center it can only be expected to concentrate on meeting an expense budget. In all cases, a person can only be held responsible for those areas over which he has control.

4. Sophistication also plays a role, for older, more experienced firms can experiment with more complex organizations. Organizational specialists usually prefer to see an individual's responsibilities or "span of control" limited to four to six subordinates, major tasks or other concerns. Managers that have sophisticated management controls that permit management by exception and are experienced in their role can control more.

5. Age also changes a firm's organization as top management changes from the entrepreneurs that founded the firm and see it as an extension of themselves to the second generation of managers who see the firm as an institution.

This change from founder-entrepreneur to second-generation managers is all part of what Peter Drucker, a leading management theorist, has called the management revolution. This quiet revolution, which has been a latecomer to the design profession, is having a profound effect on the organization of architectural firms. Its effect, however, will be very different from that experienced in other industries, for the complex human side of managing an architectural practice will always remain. And as long as it remains, architect/managers must respond with flexible but clear organizations that are unique to the special requirements of their firms and their profession.



CONE PRISM LENS

REFRACTIVE GRID LENS

**The lens on the left looks nice and bright. That's what's wrong with it.**

**The new lens on the right reduces high-angle brightness up to 70%, yet increases useful light. That's what's right with it.**

The REFRACTIVE GRID CONTROLENS® is a major scientific breakthrough in prismatic light control. At the same time, it opens up new vistas for architectural expression in ceiling appearance.

First, let's look at what REFRACTIVE GRID does for viewing comfort.

REFRACTIVE GRID lighting is so easy on the eyes you can use it in rooms of any size and still be sure of a VCP (Visual Comfort Probability) of 70 or above. Often well above.

There's no discomfort with REFRACTIVE GRID because the new lens cuts high-angle brightness 70% as compared with the best existing light controlling medium, the cone prism lens. Yet despite its lack of brightness, the new lens actually increases the amount of available useful light.

How does it do this?

The answer is a totally new hemispherical refractive element that transmits downlight freely, while redirecting potential glare rays into useful zones beneath and between the rows of luminaires.

Holophane invented this new optical concept as an improvement upon the cone prism, itself an original Holophane invention some 20 years ago.

Now, let's consider ceiling design.

The low brightness of the REFRACTIVE GRID lens markedly improves the appearance of your installation. REFRACTIVE GRID blends smoothly into the background, giving the ceiling a look of continuity.

It's easy to see that REFRACTIVE GRID has set new standards for both visual comfort and appearance. It's the lens against which future optical device designs will be measured. And it's an important lighting advance you really ought to know more about.

Write us.

Holophane Company, Inc., Dept. AR-6,  
1120 Avenue of the Americas, New York,  
New York 10036.



**Refractive Grid™  
by Holophane**

For more data, circle 31 on inquiry card

# REINFORCED CONCRETE: COMPELLING IT IS.



American National Bank Building, Amarillo, Texas  
Architects: Kelly/Marshall & Associates, Inc., Tulsa  
Structural Engineers: The Engineers Collaborative Ltd., Chicago  
Contractor: WRG Construction, Tulsa

# COSTLY IT ISN'T.

## **Amarillo reaches for the sky.**

Striking design soars for 31 stories in the American National Bank Building. The tallest structure in Amarillo. And the architect's choice for this highly effective, yet highly practical, treatment was reinforced concrete joist floors: lightweight aggregate plus Grade 60 reinforcing steel.

## **Design freedom. And a tight rein on costs.**

The lack of high soil bearing capacity for the substructure didn't limit expressive use of space and shape in this structure. Piers drilled into the site's silt and clay use friction forces and end bearing. The choice of lightweight concrete joist floors resulted in the lowest possible weight for the span lengths and meets the fire rating requirements without relying on fire resistive ceilings. Concrete columns of 4,250 psi and 6,000 psi strength were used. The joist floors were all structural lightweight concrete of 4,250 psi strength. All together, more than 2,000 tons of reinforcing steel (7.2 psf) went into the job. And when the final structural costs were tallied up, \$11 per square foot was the very respectable figure for the building's 557,000 square feet, complete except for partitions, floor coverings and ceilings in tenant spaces.

## **Standing up to a Texas-style wind.**

An unusually high wind load requirement of 40 pounds per square foot faced the designers. Another good reason for their choice of reinforced concrete. They combined both functional strength and eye-appealing contour in the shear wall and frame seen on the building's narrow dimensions. The second through sixth floors were designed for garage parking for bank customers and tenants. Here again, the versatility of reinforced concrete permitted supporting the shear-wall loads on a seven-story-high rigid frame. Result: a garage with six sloping ramp floors for unencumbered parking space.

## **Beating the clock is an economy move.**

Time and again, the speed of construction with cast-in-place reinforced concrete and the immediate availability of rebars show how to stretch the building dollar. The American National Bank Building is no exception. No particular construction problems cropped up. The 21-month construction schedule was met easily. Helping all the way were Grade 60 rebars, used in straight, cut lengths. Standard steel pan forms for joists, with wide band beams of the same depth, gave a flat soffit unobstructed by beams. No truss bars were used. And all rebars were bundled and shipped as needed for easy placement.

## **Grade 60 makes the difference.**

Grade 60 reinforcing steel is the strong point for Strength Design. With its 50% greater yield strength, it makes for slimmer columns, more usable floor space, lower construction costs.

## **Reinforced concrete: compelling, not costly.**

Get away from the stereotypes and get into the building system that has it all: design freedom, fast construction and early starts, less maintenance, availability, proven economy. Cast-in-place reinforced concrete. It lets your imagination and your pocketbook stay friends.



Large, open parking ramps. Lightweight concrete in long-span floor joists gave lowest possible weight for required fire rating without ceilings.

Send reader service card for further technical data.



CONCRETE REINFORCING STEEL INSTITUTE

228 North LaSalle Street Room 1204 • Chicago, Illinois 60601

For more data, circle 130 on inquiry card

## Concern for the environment: its impact on construction

The emergence of "The Environment" as a burning social issue has placed the construction industry in the incongruous position of both "bad-guy" and benefactor. Newspaper headlines like, "Ecology suit stops urban highway extension," or "Pollution hazard delays utility plans," are followed the next day by stories about Congress appropriating "Millions for environmental control," or business allocating a larger proportion of its capital expenditures for anti-pollution facilities. The facts behind these headlines have had significant impact on some facets of the industry in recent years, and promise to continue as an even larger force in the future.

It's no secret that the highway builders have been in trouble with the environmentalists for some time. Those dotted lines running across the roadmaps of most major cities represent dead or dying extensions of the Interstate highway system; plans on paper that will probably never bear the weight of crosstown express traffic, or high-balling tandem trailers. Also, because critical reevaluations of the Highway program have been pursued by various groups both inside of government and on the outside, it has become an easy mark for those fighting the good fight against inflation. Both Johnson and Nixon froze Trust Fund monies for varying periods in the past to ease inflationary pressure.

It's because of work deleted or postponed, and these adjustments to the financing faucet that the Highway Trust Fund is now sporting a \$3.8 billion balance. But, more importantly, anticipating the realities of future encounters, the Federal budget for fiscal year 1973 projects a balance in the Fund of more than \$5 billion. At current Federal-share ratios, that amount of money could finance almost a full year's worth of highway construction. Put another way, by mid-1973 (when fiscal year 1973 ends) the Highway Trust Fund, through its levies on highway users, will be nearly a year ahead of the highway construction program, in terms of its ability to pay. That's an extremely unique situation in this current period of huge Federal deficits—a situation that is fully appreciated by environmentalists in their current efforts to divert some Trust Fund money into other areas, like urban mass transportation.

Similarly, the alleged environmental hazards posed by electrical generating plants have fostered a "go slow" attitude

in the expansion plans of many utility companies. Dodge data show that more than \$10 billion worth of electrical utility projects are currently in various states of design. But, the progression from design to the contract award stage has slowed down somewhat in recent months, and the environmental question figures heavily as a possible cause.

The other side of the environmental issue, of course, is the clean-up effort. And, it's here where the construction industry is looked to as a source of help. (The cost of cleaning up the nation's streams and waterways by providing adequate waste water treatment facilities has been estimated at between \$50 and \$100 billion, depending on who's doing the estimating.) In this area the government's purse strings have been a lot looser. Federal outlays for sewer and water treatment facilities are anticipated to be in the \$3 billion range during the 1973 fiscal year. That's double the \$1.5 billion actually spent in 1971, and 25 per cent more than the outlays for the current fiscal year.

And, unlike the area of highway construction, where contractors are paring their bids to the bare minimum in the face of keen competition for the available jobs, people in the sewer and water facilities business have more work than they can handle. There is some \$7 billion in waste treatment facilities for which Federal assistance has been committed that is as of yet incomplete. In some cases committed projects are not even under contract yet. This backlog is *in addition* to the \$3 billion in funds coming available for new projects in fiscal year 1973.

Other areas containing significant amounts of potential construction money are recreational facilities, parks and historical sites. Federal outlays in these areas will amount to some \$900 million in the next fiscal year, one-third higher than the amount spent during 1971. In addition, outlays for environmental research and development are expected to hit \$2 billion in 1973, one-third greater than the fiscal year 1971 amount.

Also related to the environmental effort, funding for flood control works, and irrigation and navigational facilities is expected to exceed \$1 billion in the next fiscal year, a 50 per cent gain over 1971.

Government isn't the only source of clean-up money, however. A recent Mc-

Graw-Hill survey shows that American business plans to spend nearly \$5 billion for air and water pollution controls during the current year, 50 per cent more than in 1971. Close to \$3 billion will be for air pollution control, with \$2 billion allotted to the water pollution area. Of the two areas, water pollution monies can be expected to contain a larger proportion of direct construction work. And breaking it down a little further, three industries—chemicals, petroleum, and paper products—will account for nearly 40 per cent of the private water pollution expenditures total.

But, manufacturing is just one area in the private sector where clean-up pressure exists. The environmental problem includes a lot more than just industrial pollution.

Unlike so many "hot" issues that appear on the scene, evoke considerable concern for a time, and then disappear as interest wanes, the current concern for the environment is too vital to just fade away. In fact, interest is more apt to accelerate as fresh examples of deterioration in our habitat are uncovered. As this is true, not only will the "mix" of construction types continue to be affected as is presently the case, but style and design changes will become more prominent as well. Not only will there be relatively greater growth in areas like sewer and water treatment facilities, but, increasingly, new structures will be weighed on the basis of what they, themselves, add to or detract from the environment. And, the concept of the self-contained unit, the structure that puts back into the environment what it takes away, will become more commonplace. The factory that leaves the water downstream from it as clean as the water upstream is but one example. The office structure that provides transportation facilities—in terms of parking space or other accommodations—to *all* the employees that work in it will also be more common. So will the apartment structure that provides recreational facilities for its residents, and educational facilities for the children of its residents.

In addition to needing an economic and a social rationale, then, more and more, new construction in the years ahead will also be evaluated on its environmental attributes. The question, "does it carry its own weight in terms of the environment, or does it impose too much of a burden on existing community facilities?" will not be an uncommon one.

# GET MORE HELP

## WITHOUT HIRING MORE HELP

Today it is virtually impossible to find a hospital that is not plagued with the problem of personnel shortages. But now Diebold has a remedy . . . it is called the Diebold Computerized Airtube® System.

Because it is the first pneumatic tube system to utilize a computer to dispatch, route and schedule deliveries, the

Diebold Computerized Airtube® System brings you "fringe benefits" of speed, reliability and efficiency never before available.

Before you enlarge your payroll, let a Diebold representative introduce you to our untiring messenger . . . the Diebold Computerized Airtube® System.



**DIEBOLD**  
INCORPORATED  
LAMSON DIVISION  
SYRACUSE, N.Y. 13201

*Diebold has many other helpful ideas for hospitals — conveyor systems and central vacuum cleaning systems, for example. Your Diebold representative can give you details.*

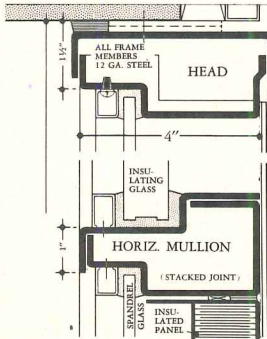
For more data, circle 32 on inquiry card

# HOPE'S

## How Hope's Serves the Creative Architect

This three-section building for Standard Oil Company (Indiana) typifies the large scale, highly specialized project on which Hope's reputation for quality custom work has been built. Wigton-Abbott Corporation, designers and constructors, specified installation of more than 180 monumental size steel custom windows by Hope's. Constructed of 12-gauge pressed steel members, the fixed windows are 30 to 35 feet high and over five feet wide. The installation provides an intriguing example of pressed metal's broad adaptability; steel was chosen for its strength, durability, rigidity, and economy. Note that the detail of the horizontal mullion is designed to accommodate two different thicknesses of glass in the same member, while keeping the outside glass surfaces in the same plane. The

attractive appearance is enhanced by finishing frames, beads and panels each in a different color, with Hope's unusually durable Ultra-Coat finish.



The Hope's pressed steel subframes used in the Standard Oil research center were installed in five sections to accommodate three sections of clear glass, interspersed with two of opaque spandrel glass. The vertical unit, with spandrel surface covering structural

framing as well as ceiling and floor construction, functions as both window and window wall. The frames, formed in a tubular shape, provide the glass with a third-dimensional framing effect. The installation typifies the individual choices available to the architect using Hope's pressed steel subframes. They are custom made to suit the requirements of each installation, offering the designer broad versatility. Frames can be designed to accommodate: ventilated or fixed windows, panels, doors, grilles, louvers and all types of glass. Ask Hope's engineers to work with you on your forthcoming construction plans. Your creative ideas provide a challenge they welcome. Hope's Windows, Jamestown, New York 14701.



WIGTON-ABBOTT CORPORATION DESIGNERS and CONSTRUCTORS PLAINFIELD, NEW JERSEY  
RAGNAR-BENSON GENERAL CONTRACTOR PHOTO BY HEDRICH-BLESSING

HOPE'S WINDOWS  
A DIVISION OF ROBLIN HOPE'S  
INDUSTRIES, INC.





## LETTERS

### Child care centers: a thoughtful criticism

For many years community groups, professionals, and others interested and involved in children have been fighting against the sterility and the static quality of the concept of "child day care." Acceptance has finally come to the concept of early childhood education rather than a child tending service for young children. Services and experiences that were formerly available only to middle- and upper-class children are now recognized as being critical for all children and are being made available, with variations relevant to each specific group, to all children. The value of providing this background of experience and self awareness lies behind much of the recent expansion of child care facilities. These facilities offer more to the child than conceived by Mr. Hale in his opening paragraphs in your recent article (April 1972) on Child Care Centers, with his statement "Child care centers are, by definition, resources available to working mothers." What medieval dictionary was Mr. Hale using? This concept pervades the entire article which, unfortunately, has gross factual inaccuracies as well.

Day care centers are heavily government funded in New York State. The State contributes 87½ per cent of which 75 per cent are Federal funds. The local municipality contributes the other 12½ per cent. These funds have not been cut back.

The slowdown in construction is due to the New York City stopping of all lease program construction until the abuses of the previous program have been eliminated. The State has slowed down its capital funding program under the Youth Facilities Act, less from budget cutbacks than from other unknown reasons. Funds for the Youth Facilities Act come from the sale of bonds.

Private profit making child care centers are not springing up in large numbers but are closing in large numbers. [More and more private centers] have all found that even providing the minimum of services is an unprofitable venture.

As far as the role of the architect with the community, the [five lead] centers that Mr. Hale uses as his example are types of centers where the architect invariably had the least possible communication with the community. His client, since these centers were part of the New York City direct lease program, was the owner or contractor for the center. One of the major criticisms of this program was the lack of community input into the center's design. The resulting center under this program is one devoid of any solid relevancy to the community's special needs and goals.

The potential for relevancy was one of the exciting parts of the funding program of the Youth Facilities Act where the community group selected its own architect, making him responsible to them, and then participated in every phase of planning and design. Mr. Hale, except for one small

sketch, chooses to ignore these infinitely more exciting and relevant centers. He also chooses to ignore the years of work that these groups—such as "West Side Community Alliance" with its functioning West 80th Street Day Care Center, "A Group of Friends for Day Care" whose center is under construction, the "Committee for Community Controlled Day Care" that coordinates the efforts of over 150 community day care groups, and other groups and individuals—have put in, in order to effect changes in the rigid system.

I am including a list of several early childhood education facilities that are more satisfactory than your five lead examples

in their response to the needs of children: Millersville School, Pennsylvania; Acorn Montessori School, New York City; Community Learning Center, Washington, D.C.; West 80th Street Day Care Center, New York City; Casady School, Oklahoma; Sea Pines Montessori School, South Carolina; Phoebe Hearst Pre-School Center, California; Child Minders School, Connecticut; Lamplighter School, Texas; Bing Nursery School, California; Eveline Lowe Primary School (under five Wing), London; Hilltop Center, Massachusetts.

Wallace Kaminsky  
Kaminsky & Shiffer Architects PC, New York City

continued on page 88

# Your Tile Floor Is Only As Good As The Epoxy Grout You Specify



It's less than 10% of the total floor cost, but the grout you specify either makes or breaks the whole job. It determines how long that tile floor will last and how it will stand up to punishment. That's why Atlas epoxy grouts are specified by architects who demand long-lasting, durable, trouble-free tile floors.

Atlas epoxies have proven their ability to resist acids, alkalis, cleaning agents, salts and greases, while exhibiting low absorption and resistance to freeze-thaw cycles. Atlas epoxy grouts consist of three components—resin, hardener and filler—to assure proper curing, easy workability and consistent, high-strength quality. So on your next job, be 100% sure . . . specify Atlas epoxy grouts.



**ATLAS MINERALS & CHEMICALS**  
DIVISION **ESB INCORPORATED**  
Mertztown, Pennsylvania 19539 (215) 682-7171

For more data, circle 33 on inquiry card

### CURRENT COSTS AND FUTURE HOPES

A slower rise in building construction cost will take place for the remainder of this year, which will make the over-all percentage increase substantially lower than 1971.

Tighter pay board reviews and trimming of overhead are some of the factors that will have a braking effect on the crippling 12 to 15 per cent yearly increase that has prevailed recently. Also, the construction industry stabilization committee is hoping to pare down construction wage levels to allowable limits within guidelines established under phase two.

### Some educational building costs bid in 1971

Elementary schools	SF Area	Total Cost/SF	Struct.	Mech.	Elec.
Topsham, Vt.	20,250	22.62	15.35	4.88	2.39
Flint, Mich.	36,512	19.42	12.36	4.72	2.34
Fort Wayne, Ind.	40,712	22.63	14.79	5.23	2.61
Whitesburg, Ky.	47,460	19.31	12.94	4.23	2.14
Des Moines, Ia.	42,750	20.88	14.05	4.09	2.74
Hamilton Co., O.	53,000	27.51	17.94	6.20	3.37
Cambria Co., Pa.	61,009	30.64	21.69	5.78	3.17
Vocational schools					
Ocean Co., N.J.	23,100	28.20	16.38	7.58	4.24
Bowling Green, O.	54,950	31.69	17.16	8.70	5.83
Fayette Co., Pa.	65,900	29.61	18.18	7.88	3.55
Onondaga Co., N.Y.	150,000	43.26	27.54	9.88	5.84
Marlboro, Mass.	336,190	25.58	18.42	4.36	2.80
Pitman, N.J.	78,000	21.65	13.96	5.12	2.57
Lexington, Ma.	119,000	28.82	21.06	3.77	3.99
York Co., Va.	154,368	19.47	11.50	6.24	1.73
Tucson, Az.	156,881	26.75	17.70	6.39	2.66
Phila., Pa.	187,000	30.40	21.58	5.93	2.89

1941 average for each city = 100.00

Metropolitan area	Cost differential	Current Indexes				% change last 12 months
		non-res.	residential	masonry	steel	
U.S. Average	8.3	376.8	353.8	369.0	359.7	+ 7.70
Atlanta	7.8	479.4	452.0	466.5	456.3	+ 6.34
Baltimore	7.9	395.9	372.2	384.9	374.7	+ 7.88
Birmingham	7.3	346.0	321.8	333.8	329.1	+ 8.46
Boston	9.0	383.4	362.2	379.8	368.7	+ 11.57
Buffalo	9.1	420.2	394.6	415.1	401.3	+ 9.76
Chicago	8.4	429.9	408.8	415.7	408.6	+ 8.34
Cincinnati	8.7	406.3	382.3	395.3	385.5	+ 7.63
Cleveland	9.3	422.2	397.3	412.5	402.7	+ 6.37
Columbus, Ohio	8.3	401.5	377.0	389.6	382.3	+ 6.46
Dallas	7.6	369.3	357.7	362.2	355.3	+ 7.12
Denver	8.1	403.9	380.0	399.2	385.4	+ 5.83
Detroit	9.5	422.7	402.7	422.2	406.4	+ 8.61
Houston	7.6	359.6	337.7	351.2	344.4	+ 5.38
Indianapolis	8.0	355.2	333.6	346.4	338.7	+ 7.46
Kansas City	8.1	354.4	334.9	344.7	337.5	+ 6.07
Los Angeles	8.2	418.0	382.1	406.3	398.1	+ 9.19
Louisville	7.7	375.0	352.2	367.4	358.9	+ 8.64
Memphis	7.7	359.2	337.3	347.3	341.4	+ 7.21
Miami	8.0	397.4	378.6	387.8	379.3	+ 6.95
Milwaukee	8.5	429.8	403.6	424.5	410.9	+ 6.33
Minneapolis	8.9	407.3	383.2	401.1	389.2	+ 9.97
Newark	8.9	375.3	352.5	370.0	360.9	+ 7.19
New Orleans	7.3	356.6	336.6	351.0	343.2	+ 7.26
New York	10.0	417.1	387.8	404.2	394.1	+ 7.50
Philadelphia	8.7	399.7	380.8	392.7	383.4	+ 10.83
Phoenix	7.9	215.0	201.9	207.5	204.1	+ 10.19
Pittsburgh	8.8	369.7	347.8	362.9	352.4	+ 8.04
St. Louis	8.7	391.7	369.7	386.7	374.7	+ 7.31
San Antonio	7.6	145.5	136.7	142.1	138.7	+ 2.14
San Diego	8.0	150.3	141.2	147.3	143.9	+ 7.63
San Francisco	9.3	548.4	501.3	544.8	526.7	+ 11.52
Seattle	8.6	373.6	334.4	370.1	356.0	+ 4.90
Washington, D.C.	7.8	355.7	334.1	345.1	337.6	+ 8.01

Cost differentials compare current local costs, not indexes.


### HISTORICAL BUILDING COST INDEXES—AVERAGE OF ALL NON-RESIDENTIAL BUILDING TYPES, 21 CITIES

1941 average for each city = 100.00

Metropolitan area	1971 (Quarterly)										1972 (Quarterly)							
	1962	1963	1964	1965	1966	1967	1968	1969	1970	1st	2nd	3rd	4th	1st	2nd	3rd	4th	
	Atlanta	298.2	305.7	313.7	321.5	329.8	335.7	353.1	384.0	422.4	424.0	445.1	447.2	459.2	472.5			
Baltimore	271.8	275.5	280.6	285.7	280.9	295.8	308.7	322.8	348.8	350.3	360.5	362.5	381.7	388.1				
Birmingham	250.0	256.3	260.9	265.6	270.7	274.7	284.3	303.4	309.3	310.6	314.6	316.4	331.6	340.4				
Boston	239.8	244.1	252.1	257.8	262.0	265.7	277.1	295.0	328.6	330.0	338.9	341.0	362.0	377.3				
Chicago	292.0	301.0	306.6	311.7	320.4	328.4	339.5	356.1	386.1	387.7	391.0	393.2	418.8	422.8				
Cincinnati	258.8	263.9	269.5	274.0	278.3	288.2	302.6	325.8	348.5	350.0	372.3	374.3	386.1	399.9				
Cleveland	268.5	275.8	283.0	292.3	300.7	303.7	331.5	358.3	380.1	381.6	391.1	393.5	415.6	415.2				
Dallas	246.9	253.0	256.4	260.8	266.9	270.4	281.7	308.6	327.1	328.6	341.4	343.4	357.9	364.9				
Denver	274.9	282.5	287.3	294.0	297.5	305.1	312.5	339.0	368.1	369.7	377.1	379.1	392.9	398.3				
Detroit	265.9	272.2	277.7	284.7	296.9	301.2	316.4	352.9	377.4	379.0	384.6	386.8	409.7	416.9				
Kansas City	240.1	247.8	250.5	256.4	261.0	264.3	278.0	295.5	315.3	316.6	329.5	331.5	344.7	348.7				
Los Angeles	276.3	282.5	288.2	297.1	302.7	310.1	320.1	344.1	361.9	363.4	374.2	376.4	400.9	407.8				
Miami	260.3	269.3	274.4	277.5	284.0	286.1	305.3	392.3	353.2	354.7	366.8	368.9	384.7	391.5				
Minneapolis	269.0	275.3	282.4	285.0	289.4	300.2	309.4	331.2	361.1	362.7	366.0	368.0	417.1	401.7				
New Orleans	245.1	284.3	240.9	256.3	259.8	267.6	274.2	297.5	318.9	320.4	327.9	329.8	341.8	350.9				
New York	276.0	282.3	289.4	297.1	304.0	313.6	321.4	344.5	366.0	367.7	378.9	381.0	395.6	406.5				
Philadelphia	265.2	271.2	275.2	280.8	286.6	293.7	301.7	321.0	346.5	348.0	356.4	358.4	374.9	394.2				
Pittsburgh	251.8	258.2	263.8	267.0	271.1	275.0	293.8	311.0	327.2	328.7	338.1	340.1	362.1	364.5				
St. Louis	255.4	263.4	272.1	280.9	288.3	293.2	304.4	324.7	344.4	345.9	360.0	361.9	375.5	385.5				
San Francisco	343.3	352.4	365.4	368.6	386.0	390.8	402.9	441.1	465.1	466.8	480.7	482.6	512.3	535.3				
Seattle	252.5	260.6	266.6	268.9	275.0	283.5	292.2	317.8	341.8	343.3	347.1	349.0	358.4	363.0				

Costs in a given city for a certain period may be compared with costs in another period by dividing one index into the other; if the index for a city for one period (200.0) divided by the index for a second period (150.0) equals 133%, the costs in the one period are 33% higher than the costs in the other. Also, second period costs are 75% of those in the first period (150.0 ÷ 200.0 = 75%) or they are 25% lower in the second period.

# "WHERE ARE THE SPEC SHEETS FOR THIS DRAWING?"



## The new RECORDAK Aperture Cards keep it all together.

It's a real nuisance when a drawing gets separated from its support data. But you can keep that from happening by using the new Recordak aperture cards.

Available in several formats, the new cards feature a transparent protective envelope that holds various combinations of 35mm and 16mm microfilm, for drawings and related information. A special translucent version accepts written or typed notations which reproduce, along with the film image, on tab-size diazo copies.

Other advantages of the aperture cards include fast, automated reference, simple updating, and easy, inexpensive reproduction.

Want the full story? Send in the coupon and we'll put it all together for you.

Please send me complete details on the new Recordak aperture cards.

Name \_\_\_\_\_

Position \_\_\_\_\_

Company \_\_\_\_\_

Address \_\_\_\_\_

City \_\_\_\_\_ State \_\_\_\_\_ Zip \_\_\_\_\_

Eastman Kodak Company  
Business Systems Markets Division  
Dept. DP847, Rochester, N.Y. 14650

**DRAWING REPRODUCTION  
SYSTEMS BY KODAK**



For more data, circle 35 on inquiry card

# for design, flexibility, service in door automation



## NORTON® AUTOMATIC DOOR OPERATOR SYSTEMS

### TRANSOM MOUNTED OPERATORS (SERIES 2000)

Here's an unobtrusive, self-contained package; designed to be attractive in any location, styled to compliment any decor. Single units are contained in a smart, clean, aluminum housing. Double doors can be accommodated with two units mounted individually, or two units in a single housing. All installations are a pleasing addition to your overall design.

Here's reliable electro-hydraulic door automation that's easily installed on both new or existing construction. Ideal as a replacement for faulty in-floor operators. Or, they can be applied with surprising simplicity to any existing door. And, of course, all control schemes are available; for single or multiple door, one-way, or dual traffic.

Service is simple and always available. A replacement operator can be mounted in place in minutes to get your door back in action. And, the Norton Service Organization is nationwide, only a phone call away. Installation and service personnel are under direct factory supervision to assure you prompt, satisfactory work.

### OVERHEAD CONCEALED OPERATORS (SERIES 4000)

For complete concealment in the smallest transom header; only 5" of height and 4" of depth. Fits easily into most manufacturer's headers; can be supplied already assembled into the header tube.

### SLIDEAWAY SLIDING OPERATORS (SERIES 5000 & 9000)


For the safety and space saving of side sliding doors. Available in separate or simultaneous operating, single or double doors; all types of controls systems. Also, available as complete entrance packages.

**EAT•N**  
Security Products  
& Systems

For more details, contact your Norton representative or write Eaton Corporation, Lock and Hardware Division, Norton Marketing Department, 372 Meyer Road, Bensenville, Illinois 60106.

1193 E

For more data, circle 36 on inquiry card



**Erected 1964.**

**Erected 1970.**

## Specify Dow Corning silicone-based coil coatings; the colors match, though they're years apart.

The paneling on the left was erected in early 1964; that on the right in 1970. As these March 1972 pictures show, both sides are practically identical, with the same bright even color. Color that stays so true these Dow Corning® silicone-based coatings can be offered with long-term guarantees.

Yet, the cost of silicone-based coatings (almost identical with that of organic coatings) is 50-70% lower than other kinds of high-performance finishes that have no demonstrably better weatherability.

An almost equally important advantage—surface scratches and mars, which can occur almost any time, quickly disappear with easily applied, air-drying, high-adhesion, nonfading silicone touch up enamel. This, too, helps preserve the smart, clean, bright appearance of the panels and building for extra years of life.

For more information on silicone-based coil coatings and the names of paint and building manufacturers who supply them, write Dow Corning

*For more data, circle 37 on inquiry card*

Corporation, Department A-2326, Midland, Michigan 48640.

We'll help your true colors shine through no matter what the weather.

*Silicones for coatings from*

***DOW CORNING***

**DOW CORNING**

Photos courtesy Elliott Company, Division of Carrier Corporation, Jeannette, Pa.



# Lutheran General Hospital. How Andersen Perma-Shield® helps pay the bills.

No, we're not an insurance company.

Actually, our windows are a part of a remarkable new concept in hospital patient care and plant operation.

Every patient entering Lutheran General gets a private room with TV, shower and toilet and highly personalized, individual care.

Sound expensive? It isn't.

Patients pay about the same rates other hospitals charge for double rooms.

It's possible because the hospital is planned to operate around built-in efficiencies that drastically cut costs.

This is where we get into the picture.

Andersen Perma-Shield Casements help save the hospital thousands of dollars every year.

Perma-Shield's exterior vinyl sheath combined with the building's copper and brick facing completely eliminates exterior maintenance.

All the windows can be cleaned from the inside. And the vinyl won't react with the copper as metal would.

Welded insulating glass and the extra-weathertight quality of Andersen cut heat loss and gain considerably.

There's an inside story here too.

The natural beauty of wood helps put warmth and charm into what must necessarily be a somewhat sterile atmosphere.

And surroundings can mean quite a lot to a patient's well-being.

So you see, even though we're an old-line window company, we retain leadership with innovative ideas and concepts.

Take a good look at Perma-Shield Windows and Gliding Doors for your next job. Choose from 5 styles, hundreds of sizes and combinations.

Wherever you are, there's an Andersen dealer or distributor with all the windows you need.

And all the information you need too. Or check your Sweet's File.



Building: Lutheran General Hospital, Omaha, Nebraska  
Architect: Henningson, Durham & Richardson, Omaha, Nebraska



**Andersen Windowalls®**  
ANDERSEN CORPORATION      EAYPORT, MINNESOTA 55003




For more data, circle 38 on inquiry card

This is the World Trade Center in New York City.

It is one of the biggest, most expensive building complexes in the world.

It has 43,600 windows. And every single one of them is sealed with LP<sup>®</sup> polysulfide polymer.

We rest our case.




Suffice it to say that nobody in his right mind would skimp or accept anything less than the very best in a project costing upwards of \$700,000,000.

Which explains why more than a decade of in-depth study went into every conceivable aspect of this monumental complex which has been described as "a preview of 21st Century construction methods."

Selecting the proper sealant for the World Trade Center's twin 110-story towers was an arduous task. But after the data had been thoroughly interpreted, this decision was made—the sealant must be one based on Thiokol's two-part LP<sup>®</sup> polysulfide polymer.

The choice was an excellent one for many reasons. First of all, no other kind of sealant had built up such a successful track record—more than 20 years of performance-proven dependability. Secondly, every sealant that bears Thiokol's exclusive Seal of Security has proven that it can withstand everything the



elements can dish out.

For instance, sealants based on Thiokol's LP<sup>®</sup> polysulfide polymer have demonstrated that they can adhere to glass and aluminum in spite of stretching and contracting joints. They have withstood simulated environmental changes varying from -15° to 158°F.

Needless to say we're proud that a sealant based on our formula measured up to World Trade Center expectations. And, quite frankly, we're confident that such a sealant will measure up to yours.

For more information, including detailed comparisons between sealants based on Thiokol's LP<sup>®</sup> polysulfide polymer and eight other kinds of sealants, write: Dan Petrino, Thiokol Chemical Corporation, P.O. Box 1296, Trenton, N.J. 08607.

*Thiokol*

For more data, circle 39 on inquiry card




# All systems are go

Carpet Systems from CCC with Acrylic 73...  
engineered to integrate with all architectural systems.

• Movable Partitions

• Modu-Base  
carpeted  
baseboard



• Trench  
Headerducts

Carpeting is no longer a simple matter of beautiful floors. The challenge today is to integrate carpet with the total architectural environment.

CCC has this very complex problem down to a precise system—the unique Acrylic 73 Carpet System. We analyze every element involved—right from the blueprints. Recommendations are based on design, function and maintenance factors.

The result of this planning: a carpet system that lets you move partitions, gives you easy access to sub-floor systems and includes built-in static control to end the annoyance of shock.

Acrylic 73 is a total performance carpet. CCC's exclusive blend of 70% long-staple Creslan® acrylic and 30% long-staple commercial nylon combines unequalled stamina with design versatility and appearance retention.

CCC is the world's largest manufacturer of commer-

cial and institutional carpet systems. We would like to tell you more about what we can do for you. Why not send in the coupon today.

CYANAMID  
**Creslan®**  
LUXURY ACRYLIC FIBER

Creslan is a product of American Cyanamid Company, Wayne, N.J.



Commercial Carpet Corporation  
Dept. AR-6  
10 W. 33rd St., N.Y., N.Y. 10001  
Attention: Walter Brooks

- Please send Acrylic 73 brochure and the booklet, "Installation Details for Carpeted Mechanical Access Systems."  
 Please have a CCC man contact me.

Name \_\_\_\_\_ Title \_\_\_\_\_

Company \_\_\_\_\_

Address \_\_\_\_\_ Phone \_\_\_\_\_

City \_\_\_\_\_ State \_\_\_\_\_ Zip Code \_\_\_\_\_

For more data, circle 40 on inquiry card

# Pliolite: One-coat



# surfacing for concrete

## Texture paint made with Pliolite resin from Goodyear protects against water penetration and alkali attack.

Painting masonry surfaces doesn't have to be a costly multi-step process involving priming and finish coats. Today a single application over a bagged wall can do the job when you use texture paint made with PLIOLITE® resin. What's more, you get a completely waterproof coating. One that resists penetration by a wind-driven water spray at 98 mph for 8 hours. Paints made with PLIOLITE are the only coatings that meet this test in Federal Specification # TTP-00555A.

PLIOLITE-based paints cover easily—by spray, brush or roller—and have excellent adhesion on wet or dry surfaces. They come ready-mixed, so there's no time-consuming mixing on site. And there's a wide range of particle sizes to provide the ex-

act dimensional effect you want.

PLIOLITE resin-based texture paints dry rapidly. Form tough, chip-resistant coatings that last and last. They have excellent resistance to chemicals, weathering and ultraviolet light. In fact, they surpass other commercial latex, alkyd and powder-water systems tested. Indoors and out.


For pre-cast and pre-stressed concrete components in manufactured housing as well as poured-in-place concrete panels, PLIOLITE-based texture paints offer easy application and years of functional beauty and protection. Your first step: get complete information about PLIOLITE. Call (216) 794-4867. Or write to Goodyear Chemicals Data Center, Dept. R-84, Box 9115, Akron, Ohio 44305.

PLIOLITE—T.M. The Goodyear Tire & Rubber Company, Akron, Ohio

**GOODYEAR**  
CHEMICALS

*For more data, circle 41 on inquiry card*

**Let us help you  
meet the  
exciting challenge  
of designing  
better pools.**



Paragon matched deck equipment at  
Sprain Ridge Pool, Greenburg, N.Y.  
Architect: Vollmer Associates, N.Y.C.

Today more than ever, designing pools challenges the skill and imagination of the most creative Architect and Engineer. The widespread development of new products and new construction techniques permits unusual latitude and flexibility for the inventive Architect in the creation of residential, institutional, school and commercial pools.

For nearly two decades KDI Paragon has shared it's engineering expertise with Architects helping them exercise their ingenuity and achieve design goals while staying within budget. Paragon understands your language and the problems you face in building pools. Contact us. We'll give you straight answers and sound advice and usually an immediate solution to your problem.

KDI Paragon is one of the world's leading manufacturers of quality deck equipment, filtration systems, underwater lighting and observation windows. We make over 500 professionally-engineered products used in, on and around pools.

See our Catalog in Sweets or Write:


**KDI Paragon Inc.**



MFRS. OF QUALITY DECK/UNDERWATER EQUIPMENT  
12 Paulding St., Pleasantville, N.Y. 10570 • 914-769-6221

For more data, circle 42 on inquiry card

\*\*\*\*\*  
The guide spec that opened  
countless doors to carpet



Prepared  
by  
William E. Lunt, Jr.,  
C. S. I.

Write, or use  
Reader Service  
card in back  
for your free  
copy, plus  
editorial  
reprint  
detailing  
this proven  
carpet  
installation  
system.

**JUTE CARPET BACKING COUNCIL, INC.**  
25 Broadway • New York, NY 10004

\*\*\*\*\*  
For more data, circle 43 on inquiry card

## Expel the Smell

... from whiteprinting (blueprinting)

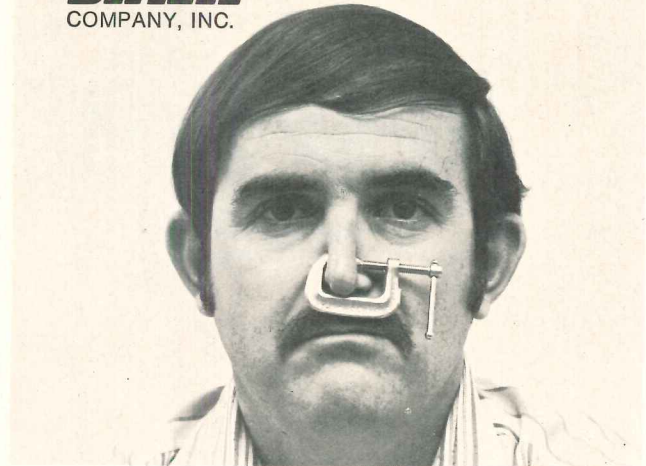
Convert your present equipment to an ammonia-free system with the inexpensive, new DIAZIT® AF 200

**No Venting**      **No Mixing Chemicals**  
**No Cleaning**    **No AMMONIA FUMES**

The DIAZIT® AF 200 will develop prints using your present whiteprinter and your present diazo paper supplier.

Write for free brochure describing the complete line of DIAZIT® whiteprinters and accessories.

**DIAZIT®** U.S. #1, Youngsville, N.C. 27596  
COMPANY, INC.



For more data, circle 44 on inquiry card

# We make doors the way they should be made.

To begin with, G-P Curtis® Doors are made to order. And we make them like fine furniture. We start with real hardwood cores. Then, we hand select the veneers you want and make sure colors and finish are matched to your exact specification.

Finally, we pre-machine and pre-finish them to fit any size opening.

If you want slats or louvers, we'll make them too. And we'll pre-cut and pre-finish them to your specifications.

Just recently we expanded our line so you can now get fire doors with ¾ hour, 1 hour and 1 ½ hour fire ratings. Slats and louvers for fire doors meet U.L. codes. We also added plastic laminate doors into our line which you can order in practically any color or texture.

We even individually carton the plastic laminate and prefinished



doors to prevent them from damage before installation.

We guarantee our doors, too. And all guarantees meet

industry recognized standards. For details, please look in your Sweets Catalog, Section 8.

Now, you probably think we charge more. The fact is Curtis doors cost a lot less than you'd expect to pay for a really good door.

As for service, we have 110 distribution centers all over the United States. This means you can get custom made doors by just calling your G-P representative. Chances are, it'll be a local call. So

contact him today. And he'll send out a man to talk with you. There's no charge for consultation.

That's our story. And we think it's a pretty good story.

After all, we make doors the way they should be made.






## G-P CURTIS® DOORS

**Georgia-Pacific**  
Portland, Oregon 97204



For more data, circle 45 on inquiry card



# If granite is so expensive, why didn't someone tell the Minneapolis Downtown Council?

The decision to make ample use of granite along the Nicollet Mall in Minneapolis wasn't exactly a snap judgment based on vague notions about cost: it was made after careful consideration of the facts about granite.

And when you consider the facts, it's easy to see why granite paving and street furniture have become significant parts of today's cityscape as malls and plazas gain in popularity. The natural beauty of polished granite resists weather, stains and all types of traffic


as no other building material can. It won't fade or deteriorate, and it requires virtually no maintenance. Comes in a wide spectrum of colors, too.

How expensive is granite? Talk to our Customer Service Department about that. Tell them what you want to do and they'll tell you how it can be done. Step by step. And likely as not you'll find that granite fits your plans well on a cost-in-place basis. Refer to Sweet's

Catalog No. 4.1/Co.

Or call us,

(612) 685-3621.



Granite  
can color  
your thinking.

*subsidiaries:*

*Lake Placid Granite Company  
Jay, New York*

*Texas Granite Corporation  
Marble Falls, Texas*

*Raymond Granite Company  
Raymond, California*

*Cold Spring Granite (Canada) Ltd.  
Lac Du Bonnet, Manitoba*


*over 20 producing quarries*

Nicollet Mall

Architect:  
Lawrence Halprin & Associates

Engineering & Planning:  
Barton-Aschman Associates, Inc.

General Contractor:  
City of Minneapolis



COLD SPRING GRANITE COMPANY / COLD SPRING, MINN.

For more data, circle 46 on inquiry card

“We’ve constructed  
a new word to tell our  
unique story”

# CHEMSTRUCTION CHEMSTRUCTION CHEMSTRUCTION CHEMSTRUCTION CHEMSTRUCTION

**Sonneborn**  
**CHEMSTRUCTION**  
**SYSTEMS**

It's the easiest, fastest, most simplified method of selecting and specifying building materials . . . from SONNEBORN . . . the industry's leading supplier. By classifying and grouping our building systems by projects, we're able to provide you with an interrelated combination of materials, designed to satisfy your total needs and solve your problems.

Try us . . . you'll find we have these systems available for all types of Concrete

Floors, Waterproofing, and Joint Treatment Designs . . . virtually every specialized building application.

Then consider this other advantage . . . one source responsibility. And, because our broad product line is time tested you can be assured of its reliability.

Before you specify another job, send for the Sonneborn CHEMstruction story. You will agree it's the systems approach you should use.



**Sonneborn**

DIVISION OF  
**CONTECH INC.**

7711 Computer Avenue  
Minneapolis, Minn. 55435  
612/920-5737

Regional  
Offices

**Northeast**  
58-25 Queens Boulevard  
Woodside, New York 11377  
212-335-6200

**Midwest**  
383 East 16th Street  
Chicago Heights, Ill. 60411  
312-747-8700

**Pacific**  
330 Brush Street  
Oakland, California 94607  
415-839-1710

**Southern**  
1537 Greengrass Drive  
Houston, Texas 77008  
713-869-1446

For more data, circle 47 on inquiry card




# Movable Kwik-Wall creates a beautiful look of permanency




Add flexibility and usability to your room space with Kwik-Wall, the movable wall partitions featuring qualities of a permanent wall... attractiveness, durability, sound control. The solid construction of Kwik-Wall makes each area it divides a separate room in the strictest sense of the word. Impressively designed, Kwik-Wall adapts to blend with any design motif, beautifully.

**Portable Kwik-Wall** (left) requires no tracks on ceilings or floors. Free-standing panels can be stored anywhere, easily rolled into position on optional retractable wheels. Select 1-3/4" standard or 2-1/4" deluxe Kwik-Wall.



### Track-Mounted Kwik-Wall

glides with ease on inconspicuous ceiling tracks; needs no floor guides or rollers. Pocket doors provide complete, coordinated concealment of panel storage. 2-1/4" deluxe or 3" master thickness.



**Over 1500 Decorator Facings** to select from to give your decor the look of permanence. Chalkboard, chalk trays, corkboard finishes available, in addition to pass-doors with cylinder locks.

**One-Hand Locking Operation**, insert crank and give a half-turn; spring-loaded top rail expands firmly against ceiling, forming effective sound seals around each panel perimeter.



the permanent look in movable walls



**Kwik-Wall® Company, Dept. 22**  
P.O. Box 3267, Springfield, Illinois 62708

Name \_\_\_\_\_  
 Title \_\_\_\_\_  
 Firm \_\_\_\_\_  
 Address \_\_\_\_\_  
 City/State \_\_\_\_\_ Zip \_\_\_\_\_

Send for  
Free Color  
Brochure

For more data, circle 48 on inquiry card

Carpet of Antron® stays new-  
through heavy, round-the-



# looking clock hospital traffic.

Montgomery General Hospital, Olney, Md., like most hospitals, must cope with heavy wheeled vehicle traffic, tracked-in dirt and spills on its carpet. Yet the carpet must retain its attractive appearance while keeping maintenance costs at a minimum. To meet these and other requirements, carpet with pile of Antron\* nylon was installed in the project for which William H. Metcalf, Jr., was the Architect and Emily Malino, the Interior Designer.

The magnified cross-section (right) shows how four precisely placed hollow chambers traverse the length of each "Antron" filament.

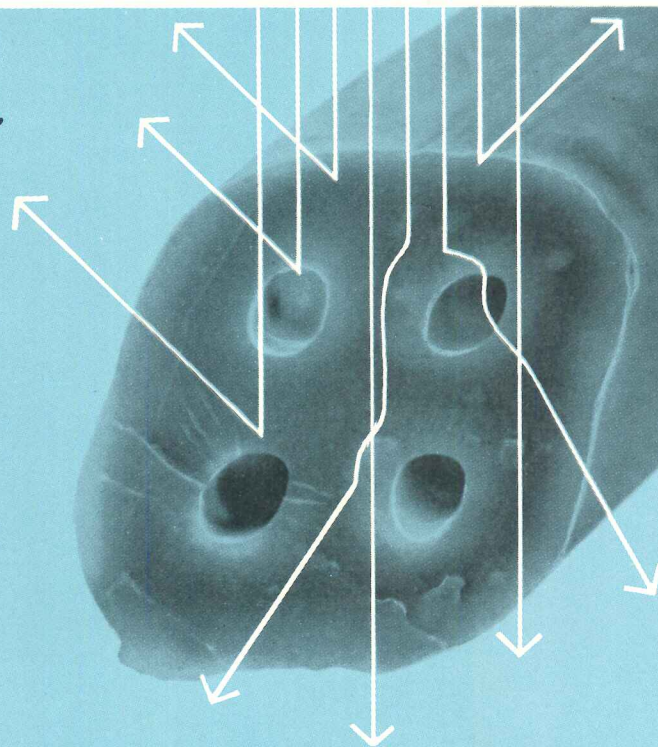
This unique fiber structure refracts and scatters light to minimize the appearance of soil without significant sacrifice of color clarity or luster.

This -- together with the fiber's abrasion and matting resistance -- means carpet of "Antron" retains its original fresh appearance longer than carpet of other fibers. Concentrations of spots and soil tend to even out and blend into the overall color and texture of the carpet. Maintenance costs are minimized by the need for fewer wet cleanings than with carpet of other fibers. And even after repeated shampoos the carpet returns remarkably close to its original appearance.

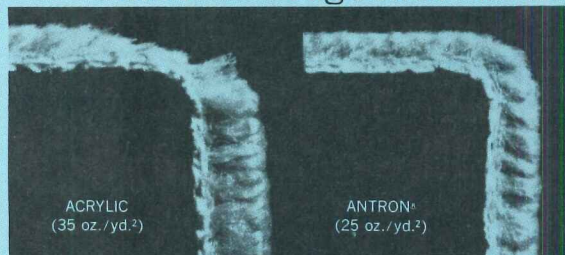
What's more, "Antron" is tough because it's nylon, the abrasion-resistant, long-wearing carpet fiber. So the carpet will have a long life. Compare the performance of carpets in this stair-edge test (above).

Specify "Antron" for high-traffic commercial carpet. It has no equivalent in long-term appearance retention.

For more facts and a mill resource list, write to Du Pont, Contract Specialist, Room 5638/103, Eden Park, Wilmington, Del. 19898.



A single filament of "Antron" at 1200x magnification. Illustrates scattering of light to minimize appearance of soil.



Simulated stair-edge abrasion test showing carpet pile fiber wear in level-loop carpets.

are minimized by the need for fewer wet cleanings than with carpet of other fibers. And even after repeated shampoos the carpet returns remarkably close to its original appearance.

What's more, "Antron" is tough because it's nylon, the abrasion-resistant, long-wearing carpet fiber. So the carpet will have a long life. Compare the performance of carpets in this stair-edge test (above).

Specify "Antron" for high-traffic commercial carpet. It has no equivalent in long-term appearance retention.


For more facts and a mill resource list, write to Du Pont, Contract Specialist, Room 5638/103, Eden Park, Wilmington, Del. 19898.

\*Du Pont registered trademark. Du Pont makes fibers, not carpets.



For more data, circle 49 on inquiry card

Chrysler Airtemp introduces-



# FACTS\*

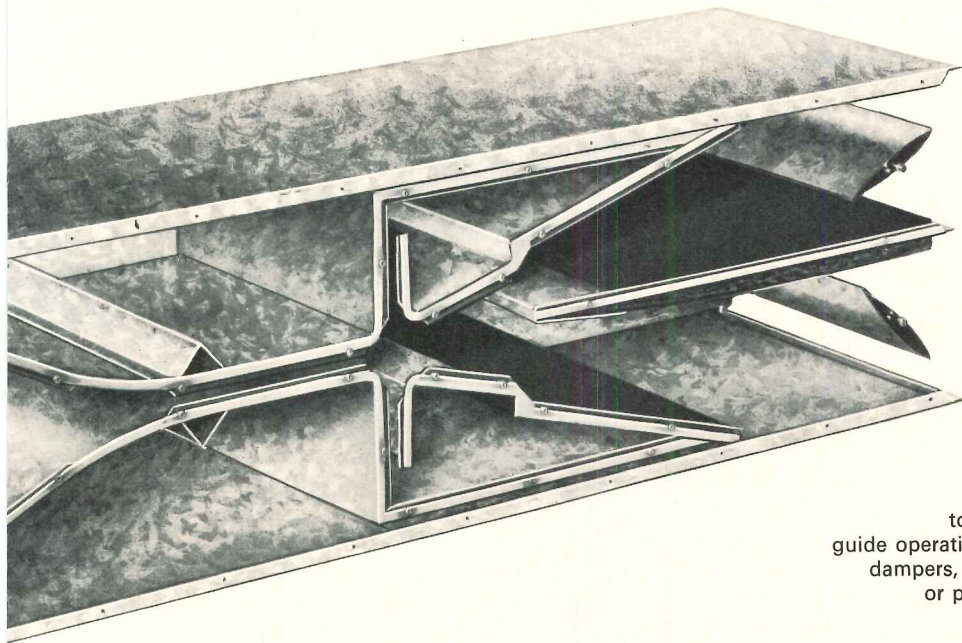
a whole new dimension in  
engineered climate control systems!

AIRTEMP DIVISION



**CHRYSLER**  
CORPORATION

\*Fluidic Air Control Terminal System.



**The only moving part  
in fluidic terminal unit  
is on the wall**

Simple bi-metal thermostat reacts to temperature changes immediately to guide operation of system. There are no automatic dampers, bellows operators, linkages, electrical or pneumatic connections to make noise, require maintenance, or wear out.

**A variable air volume terminal with no moving parts • No limitations on ceiling construction or type of outlet • Close temperature control  $\pm 3/4^{\circ}\text{F}$  • Quiet • Lower cost**


Chrysler Airtemp's F.A.C.T.S. eliminates the restrictions, the noisemakers, and the costly specials that plague other variable air volume systems. Customers get quieter, more precise comfort, yet pay less to purchase, install, operate, and maintain the system.

F.A.C.T.S. delivers air to room at full velocity and attains its design throw under all load conditions. No throttling or dumping of air. No need for delicately counterbalanced discharge grilles or spe-

cial ceiling diffusers. And the constant fan volume eliminates the problems involved with varying volumes and varying duct pressures.

Patented fluidic terminal units are manufactured in sizes from 120-2400 cfm. Several outlets can easily be ducted from a single unit. System-matched chillers and air handling units customize F.A.C.T.S. to wide variety of applications. Ideal for office buildings, schools, institutions. Mail coupon today for full details.


**System-Matched Line of Chillers and Air Handling Units**



**Water Chillers**—Wide selection of space-saving centrifugal or reciprocating models for use with Airtemp air handlers. Capacities from 10-850 tons.

**Air Handling Units**—Airtemp offers a complete line of central station air handlers for use with water chillers. Air capacities from 800 to 37,000 cfm.

**show me how  
it works!**



Airtemp Division  
1600 Webster St.  
Dayton, Ohio 45404

Gentlemen:

- Have your representative call for F.A.C.T.S. demonstration.
- Rush new Data Booklet containing complete details on new F.A.C.T.S. System.

NAME \_\_\_\_\_

TITLE \_\_\_\_\_

COMPANY \_\_\_\_\_

ADDRESS \_\_\_\_\_

CITY \_\_\_\_\_ STATE \_\_\_\_\_ ZIP \_\_\_\_\_

For more data, circle 50 on inquiry card


continued from page 63

### "Machine for Sliding"?

In regard to your April 1972 article covering Richard Meier's house for a family of eight and the ramps "... which are alive with running, shouting youngsters," I am reminded of an illustration by Mary Petty in T. H. Robsjohn-Gibbings' *Homes of the Brave* (Alfred A. Knopf, 1954).

This may not be a "machine for living" but it appears to be a machine for sliding and slipping.

Brent M. Porter  
Department of Architecture  
The Pennsylvania State University



## OFFICE NOTES

### NEW FIRMS, FIRM CHANGES

We are pleased to announce the formation of a new Architectural firm in Chicago, Illinois. The firm is **dac inc—Design-Architecture Consultants**, 718 W. Hubbard Street, Chicago, Illinois 60610. The firm is headed by Robert G. Lyon.

**Don Forst & Roy McCutcheon Architects** announce the opening of their offices at 181 West Old Country Road, Hicksville, L.I., New York.

Harvey B. Gantt, AIA, and Jeffrey A. Huberman, AIA, have formed the firm **Gantt/Huberman Associates, Architects and Planners**, 212 South Tryon Street, Suite 717, Johnston Building, Charlotte, North Carolina 28202.

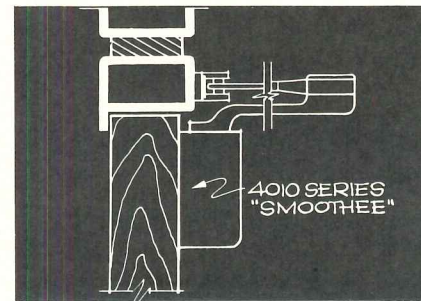
We announce the association of Hushang Seihoun, Architect Tehran, Iran and Khalili of Moser, Architects, AIA, Los Angeles, California in the firm of **Seihoun-Khalili Architects, AIA**.

Stanley Pomeranz and Robert Hogrefe have formed **Intradesign Group Inc.**, an architectural design firm. Intradesign, located at 170 Fifth Avenue, N.Y.C., was founded by two partners of Pomeranz, Jacob, Merriweather & Hogrefe, Inc., and will specialize in architectural and interior design and corporate facilities planning.

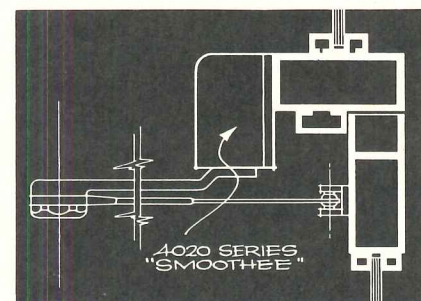
Albert H. Jost, architect announces the formation of a new partnership **Jost/Becker/Jost—Architects**. They will be located at Suite No. 4, 324 South Fourth Street, Pekin, Illinois 61554.

**M. Paul Friedberg & Associates**, Landscape Architecture and Urban Design are pleased to announce the appointment of William B. Kuhl and Allen C. Pearson as associates in the firm.

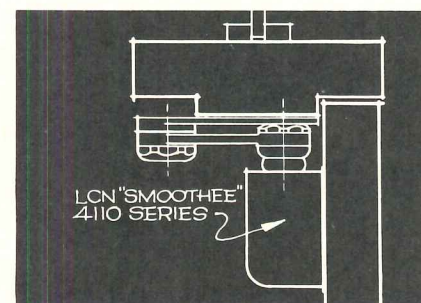
Moraine Valley Community College  
Palos Hills, Illinois  
Caudill Rowlett Scott, Architects  
Chicago, Illinois



FOR HINGE-FACE OF DOOR, LCN 4010 SERIES "SMOOTHEE" AS SHOWN IN PHOTOGRAPH.



FOR OVER DOOR USE THE "SMOOTHEE" 4020 SERIES MOUNTS ON TOP JAMB.




FOR STOP-FACE PLACEMENT, THE "SMOOTHEE" 410 SERIES.

## doorway notes...

ALL LCN MODELS AFFORD PRECISE DOOR CONTROL. EXAMPLES: THE SMOOTHEE® SERIES SHOWN. EACH PROVIDES ADJUSTABLE HYDRAULIC BACK-CHECK... ADJUSTABLE MAIN SWING AND LATCH SPEEDS... FULL RACK AND PINION ACTION... HIGH STRENGTH CAST IRON CYLINDER. OPTIONAL HOLD-OPEN, OR FUSIBLE LINK.

ALL EXEMPLIFY THE HIGH QUALITY WHICH REDUCES MAINTENANCE. ALL ARE SIMPLY STYLED TO ENHANCE GOOD DOORWAY DESIGN. CATALOG ON REQUEST. SWEETS, SEC. 8.

LCN CLOSERS, Princeton, Illinois 61356



# Los Angeles Architectural and Building Products Mart

Permanent Exhibit Space Now Available For Occupancy January 1, 1973.

The Information & Service Center for Southern California's \$5 Billion Building Industry.

Los Angeles Architectural & Building Products Mart brings together, under a single roof, permanent showings of the diversified materials and products used and specified by the Architects, Builders, Contractors & Developers of Southern California's giant building industry.


The Mart provides a continuously manned catalog information and research service to provide professionals with a prime, time-saving, information source.

Los Angeles Architectural & Building Products Mart is located in a 10-story Class A building located at 1625 West Olympic Blvd. in downtown Los Angeles.

*Detailed Brochure Available upon request.*


**Coordination & Leasing:**  
**Management Communications Corporation**  
1605 Cahuenga Blvd., Los Angeles, Calif. 90028.  
(213) 463-4891.

A Pacific Mart Development Corporation Project.



For more data, circle 52 on inquiry card





## Get all the sound control you're paying for: 3¢† a foot!



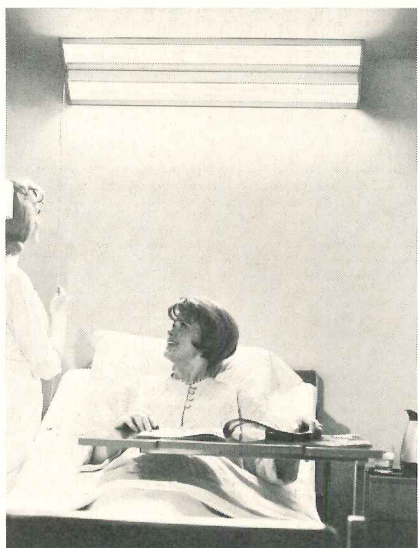
**USG® ACOUSTICAL SEALANT** gives maximum drywall system sound control when beads are applied to periphery of both base layers, and around all cut-outs. Assemblies tested at U.S.G.'s acoustical research facility consisted of 2½" USG Metal Studs 24" o.c.; double-layer ½" SHEETROCK® SW Gypsum Panels each side; and 1½" THERMAFIBER® Sound Attenuation Blankets between studs. Using the two-bead method, this assembly resulted in optimum sealant performance when partition perimeter relief did not exceed ⅛-inch. And tests showed USG Acoustical Sealant provided good adhesion to both porous and non-porous materials. Permanent flexibility, high resilience, low shrinkage, long life and non-staining qualities of this superior sealant add up to positive sound control for pennies a foot. It's available in ¼-gallon disposable cartridges and 5-gallon bulk containers. See your U.S.G. Representative. Or write to us for literature. 101 S. Wacker Dr., Chicago, Ill. 60606, Dept. AR-62.

†Approx. cost per lin. ft. of Sealant, materials only.

\*Reg. U.S. Pat. Off.

**UNITED STATES GYPSUM**  
BUILDING AMERICA

For more data, circle 53 on inquiry card




*LPI Serenity Luminaire*

## Two-in-one hospital bed luminaire.

**A reading light for patients . . . an examination light for doctors.**

The unique, compartmented design of LPI's Serenity hospital bed luminaire combines a comfortable reading light for patients and a highly efficient light for routine examinations or nursing procedures. Each compartment contains its own lamp, reflector, and linear prismatic lens. The bottom "reading" light exceeds I.E.S. recommendation of 30 fc at normal reading position in the patient's bed. The top light (used alone or with the reading light on for extra intensity) serves for examinations. Each light operates independently, by a wall switch or pull chain. Sharp cut-off minimizes spill light of both modules, so near by patients aren't disturbed. The Serenity is UL listed and crisply designed with all extruded aluminum exterior surfaces. It installs at the junction of wall and ceiling—out of the way of patients and personnel—where it leaves extra space for hospital equipment. Available in 4-foot and 3-foot lengths, with a choice of switch and ballast options.

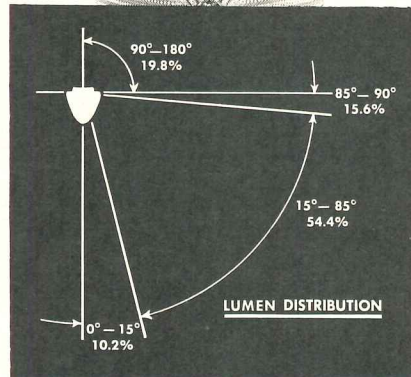


*LPI Ellis Luminaire*

## For hospital kitchens, laundries, service areas.

**Watertight. Easy to clean. No refuge for bacteria.**

LPI's Ellis luminaire is designed for problem-area lighting where sanitation and moisture-tightness is essential. Design features make it perfect for hospital kitchens, laundries, and any other service or high-humidity areas requiring a sealed fixture that's easy to keep clean. It sheds water, and can safely be cleaned with a hose. The luminaire is exceptionally rugged, made of rust-proof anodized aluminum with a hard, smooth, glassy surface. No paint or porcelain to chip. No seams, cracks, or crevices where bacteria can grow. The tough, clear acrylic lamp diffuser has a full-perimeter, watertight gasket, and is positively secured without hard-to-clean latches. The lamps are protected against accidental breakage, and the lighted area is protected from broken lamps. LPI also offers a complete series of EG & MR (Enclosed-and-gasketed and Moisture-Resistant) fluorescent luminaires for similar use. Write for data.



*LPI Vee-Lens*

## Puts high levels of useful light on vertical surfaces.


**Ideal for lighting hospital library and record-room stacks . . . X-ray files . . .**

The uniquely shaped, clear prismatic lens of LPI's Vee-Lens luminaire directs most of the light onto the vertical surfaces of library stacks, file rooms, and corridors. The Vee-Lens is attractive and more efficient (and substantially lower in cost) than conventional luminaires with pigmented, smooth diffusers or special lenses designed for similar use. They install singly or in continuous rows, where special design features present the appearance of an unbroken path of light without opaque spacer bands. One-lamp 4-foot and 2-lamp 8-foot units are offered with clear virgin acrylic lens. The lens opens from either side and is supported along its full length. Stays positively aligned, won't sag or leak light. Write for data.

### LPI designs for extraordinary performance


1-223

LPI offers a wide choice of fluorescent luminaire types and models to meet a wide variety of specific application requirements—without compromising on lighting function and overall luminaire performance. Nor on quality: LPI luminaires are thoughtfully engineered and ruggedly built for trouble-free installation and long in-service performance. There is an important difference in luminaire quality—a difference you can see. Ask your LPI representative or write for data on luminaires that are function-matched to your application.



Lighting Products Inc., P.O. Box 370, Highland Park, Ill. 60035

For more data, circle 54 on inquiry card



## Our Townsend Paneling sets the mood at San Francisco's Fisherman's Wharf

Two walls of famous Castagnola's restaurant are glass, overlooking the colorful fishing fleet of San Francisco. The other two walls are our Townsend solid walnut paneling. The richness and depth of the prefinished planks, and the craftsmanship inherent in ran-

dom-width, end-matched solid walnut, maintain the marine atmosphere and complement the superlative seafood.

Townsend Paneling offers a choice of woods, textures and finishes to meet almost any commercial, residential or institutional requirement. So now

there's no need to be at sea over wall surfaces. Write today for full information on our solid wood panelings. Potlatch Forests, Inc., P.O. Box 3591, San Francisco, California 94119.



# Potlatch

Potlatch, the forests where innovations grow... in wood products and building materials, in paperboard and packaging, in business and printing papers.

For more data, circle 55 on inquiry card

For more data, circle 56 on inquiry card

Furniture that's built the way people are built. Soft, smooth, no sharp edges.



### Steelcase Soft Seating.

Furniture without edges for a sometimes sharp, hard-edged world. Sculptured Fiberglas shells cradle deep, double-thick cushions and rest on gently contoured, almost unseen, acrylic bases.

Sofa and club chair cushions feature Steelcase Continental Soft Leathers or urethane. Complementary tables are crowned with thick mirrored bronze solar glass.

Steelcase Soft Seating. Designed for comfort. In offices, reception areas and homes. For people who appreciate

a world without sharp edges.

See Soft Seating in our showrooms in fifteen major cities. Or write for folder. Steelcase Inc., Grand Rapids, Michigan; Steelcase Canada Ltd., Toronto.

# Steelcase



# SCULPTURAL FORMS FOR PHARMACEUTICAL RESEARCH

Springing in inclined forms from the summit of a long ridge in North Carolina's Research Triangle Park, the laboratory and corporate headquarters of the Burroughs-Wellcome Co. is marked by the sculptural invention that has long made Paul Rudolph's work so arresting. It is also filled with the characteristic complexities that make his work, in some quarters, controversial.

The client wanted a building that was shaped to his needs but remained architecturally distinctive—a building that would leave a forceful after-image in the minds of all who see it. Rudolph wanted the building to be a man-made extension of the ridge. He also wanted an opportunity to explore the variety of spatial relationships that diagonal framing could produce.

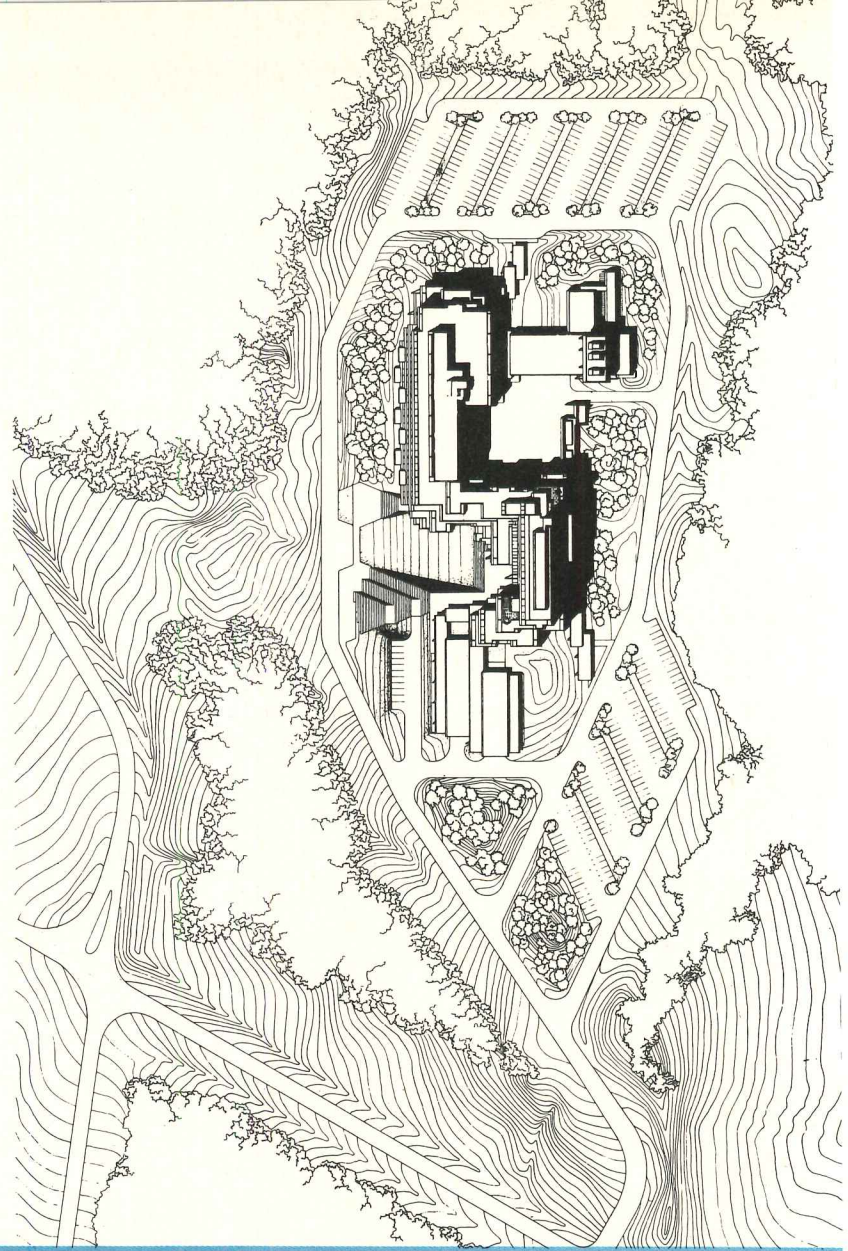
With only minor reservations, both owner and architect are well pleased with the final product.

Viewed from almost any vantage point, Burroughs-Wellcome is a large and complex structure. It encloses some 300,000 square feet of laboratory and administrative space distributed unevenly over five stories. In plan, the building forms a giant "S" with opposing arms that embrace a main entry court and a large service yard. Reception, cafeteria, library, auditorium and administrative offices flank the entry court. Laboratories, research offices and quarters for test animals surround the service yard.






The handsomely textured exteriors are finished in a limestone aggregate which is sprayed in place to a plastic binder. The same finish is used selectively inside.

Flexibility was a primary programmatic goal. Each major area in Rudolph's plan—laboratories, administration and support services—can be expanded by simple, linear addition. To prepare for this eventuality, the architect left the expansible ends of the building expressed in a somewhat random pattern of flattened hexagons (photos right). Any of the elements can be extended horizontally without disturbing the building's visual order. This device, combined with an elaborate articulation of parts, complicates the elevations considerably but gives the building an agreeable scale and plunges it squarely into the realm of dynamic architectural sculpture. The complications of the exterior assert themselves inside with no less force. The three-story lobby space (photo page 99) closes dramatically overhead in a turbulent and visually compelling spatial composition. The administrative offices are shaped at the exterior wall to receive skylights that admit daylight from an unseen

*(text continued on page 98)*



The site is 66 acres of rolling woodland approximately equidistant between Raleigh, Durham and Chapel Hill. Because Burroughs-Wellcome is research oriented, its ties to the three surrounding universities are immediate and vital. Much of the rolling woodland has been left intact and new planting around the building and in the parking areas will gradually heighten the site's natural qualities.




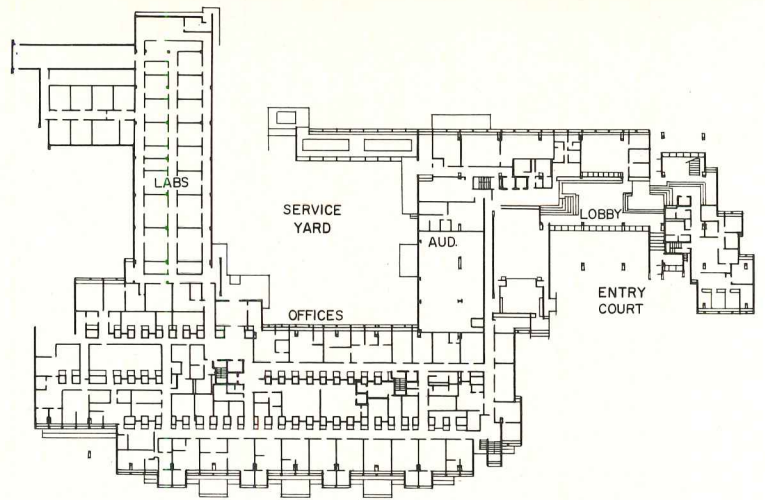


and unexpected source. The board room, over the cafeteria, opens out through a canted window wall to one of the fairest scenes in North Carolina: a timbered Piedmont plain with the spires of Chapel Hill in the distance.


The structure is an eccentrically loaded, trapezoidal steel frame with columns inclined at 22½ degrees (see section at right). To absorb the substantial bending moments, floor beams and columns are linked in the transverse direction by rigid moment connectors. Tie beams, below grade, take up the horizontal component of all gravity loads.


Throughout the building, the inclined columns seem to emerge, disappear and re-emerge freely. When they lie in the plane of a wall, they are simply integrated without fussy detail. When they stand independently, the space flows around them with only the merest hint of obstruction. Diagonal relationships are present everywhere and right-angled elements, when they appear, do so almost apologetically. The spaces are particularized and personal; as much the opposite of universal space as Rudolph could make them. A simple and consistent vocabulary of finishes gives the administrative areas an easy continuity and flow.

The Burroughs-Wellcome building is not for those who are disturbed by departures from the norm. The sharp-eyed visitor may find details that are not completely resolved. But if there is bravura here, it is more than balanced by solid accomplishment. The building is functional—probably no more and no less so than similar facilities of more routine design. What is best about Burroughs-Wellcome is the sense of exhilaration and spatial excitement it awakens. That it achieves so much of each is a tribute to both architect and owner.










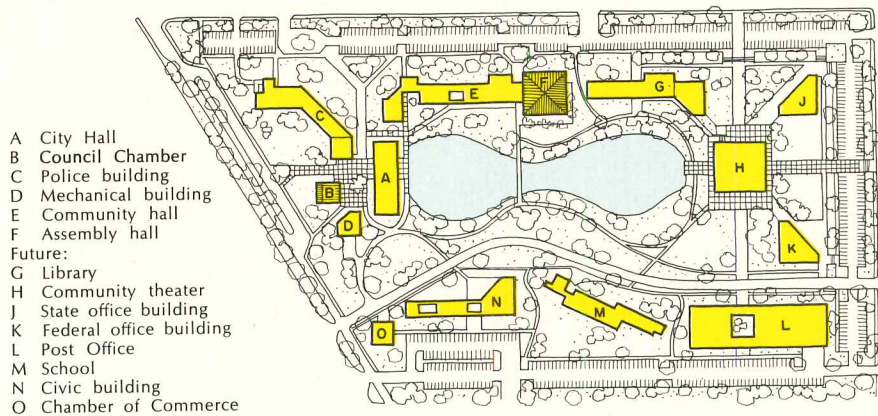
Diagonal lines of force make themselves felt throughout. The sloping shafts that line the corridors are used for storage and for housing the heavy mechanical service requirements of the laboratory and research spaces.


BURROUGHS-WELLCOME CO., Research Triangle Park, North Carolina. Architect: *Paul Rudolph*; engineers: *Lockwood-Greene Engineers, Inc.*; contractor: *Daniel Construction Co.*

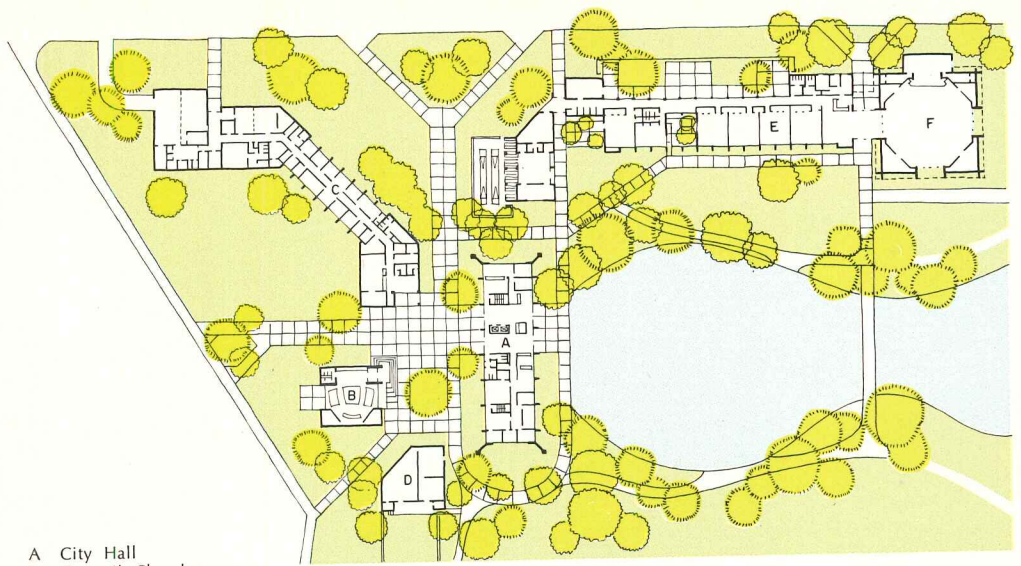


# GOOD DECISIONS AND GOOD DESIGN PROVIDE A SMALL TOWN WITH A DISTINGUISHED CIVIC CENTER

Joshua Freiwald photos






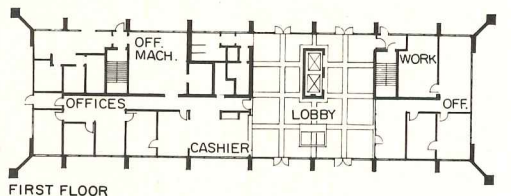
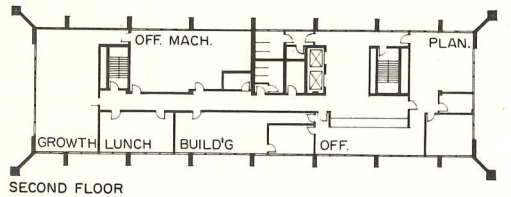
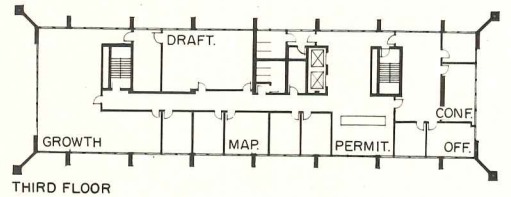
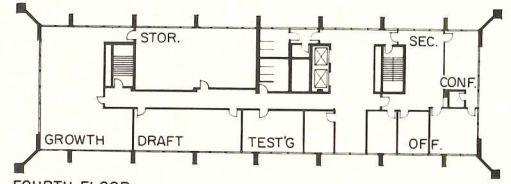



A City Hall  
 B Council Chamber  
 C Police building  
 D Mechanical building  
 E Community hall  
 F Assembly hall

Few small towns have the good fortune to have so handsome a civic center as the little northern California town of Fairfield near Travis Air Force Base—or the good sense to make the far-sighted decisions that lead to such a result. It was good fortune, in 1953, that made available to Fairfield a 33-acre tract of land just north of its business section, used during World War II for temporary housing. But it was good sense that the City Council decided to buy it and to keep it intact for eventual use as a civic center. For 15 years the city worked toward this goal. In 1967, emulating three nearby communities whose fine new civic centers had resulted from competitions, Fairfield decided to hold an architectural competition, invited all registered architects in northern and central California to participate, and appointed Louis DeMonte, architect for the Berkeley campus of the University of California, professional advisor. A jury of five professionals chose the design of Robert Wayne Hawley of San Francisco as the winner. His master plan grouped the proposed buildings around a man-made lake (whose jet fountains very practically serve the cooling system) in a parklike setting. The first-phase buildings are now completed: four-story city hall, separate council chamber (a strong statement that the people make the decisions), police administration building (with no jail), community activities building, and 750-seat assembly hall. The same materials—warm red brick and concrete—are used throughout (except for the copper roof on the assembly hall), a limited palette handled with rare versatility and grace to produce an overall design of great distinction.

FAIRFIELD CIVIC CENTER, Fairfield, California. Architects: Robert Wayne Hawley & Associates. Engineers: GFDS Engineers, structural; Harding, Miller, Lawson & Associates, foundation; Yanow and Bauer, mechanical/electrical. Consultants: Wilson, Ihrig & Associates, acoustical; Len Koch Co., cost. Landscape architects: Ribera & Sue. Contractor: Stolte Inc.





A lively variety among building exteriors gives each its own expression but clearly states that it is one part of a whole design. The city allocated \$20,000 for art works to be used in the buildings. The architect advised on selection of 35 prints and 40 commissioned photographs of the area by Ernest Braun. The city bought 40 paintings as prizes in a city-sponsored exhibition.

# THREE RENOVATED MANHATTAN RESIDENCES

## 1 A remodeled townhouse for the City's Commissioner of Parks and Cultural Affairs

When their sons had grown and gone off to college, the August Heckschers decided the time had come to physically reorganize their townhouse on East 94th Street. With architects Joseph and Mary Merz, they decided to relocate the second story living room to the first floor and convert the existing living room to a master bedroom. The third floor, previously bedrooms, was redivided to provide an intimate, informal living area (photo right) and a press shop for the owner whose hobbies include fine printwork. The fourth floor guest sleeping quarters were left almost untouched, but the winding stair, linking all the levels, was partially rebuilt.

A large built-in seating unit defines the formal living room (photo page 106) which looks through a glass wall into a landscaped garden. As the owners are art collectors, wall surfaces throughout the house have been designed to receive paintings and sculptures.

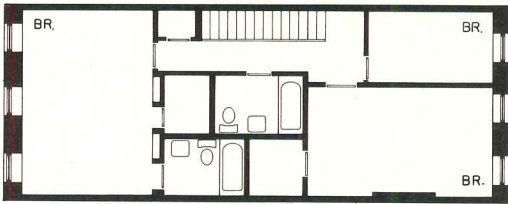
The final result is a series of living, working and sleeping spaces that are exceptionally comfortable and appealing because they have been well planned, well proportioned, and invested with more than the ordinary architectural concern.

HECKSCHER TOWNHOUSE New York City. Architects: *Joseph and Mary Merz*. Mechanical engineers: *Dalton & Dunne*; landscape architect: *A. E. Bye*. Contractors: *Gulli Construction*.

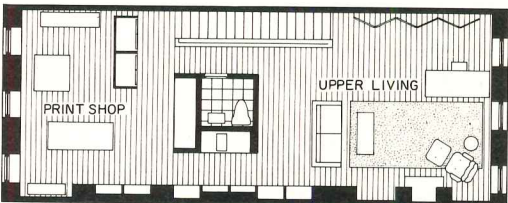


John T. Hill photos





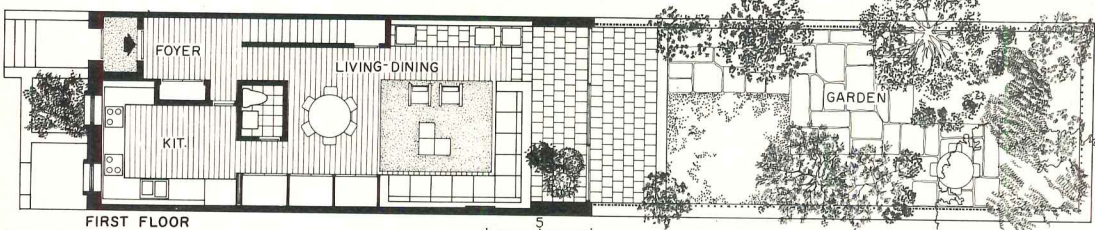
FOURTH FLOOR



THIRD FLOOR



SECOND FLOOR



FIRST FLOOR



Combined living and dining space (photo above) is the ceremonial heart of the house. Built-in seating and cabinets are designed by the architects to complement the other furnishings, many of which are modern classics. Lighting is used with drama to highlight paintings.



---

## 2 A light and cheerful house in the city for an architect and his family

---

The usual deficiencies of New York brownstones—narrow width and dark interiors—were present when owner-architect Peter Samton and his wife began renovating. They had a tight budget but wanted openness, daylight and as much flexibility in spatial and furniture arrangements as possible.

The width was fixed at 16'-2" by the enclosing party walls. The street elevation was established at the building line. But by demolishing a small existing extension of the building at the rear, and by substituting a generous window wall, natural light could reach deep into the waist of the building. Living spaces are therefore defined by furniture groupings rather than transverse walls.

Living room, kitchen, dining and work spaces occupy the parlor floor; sleeping quarters and playroom are below. A small, intimate court, at rear, extends the play space and furnishes a pleasant taste of outdoors. Completing this handsome renovation are two rental apartments above.

Renovated Town House, New York City. Architect: Peter Samton (partner, Gruzen & Partners). Mechanical engineer: Robert Freudenberg.

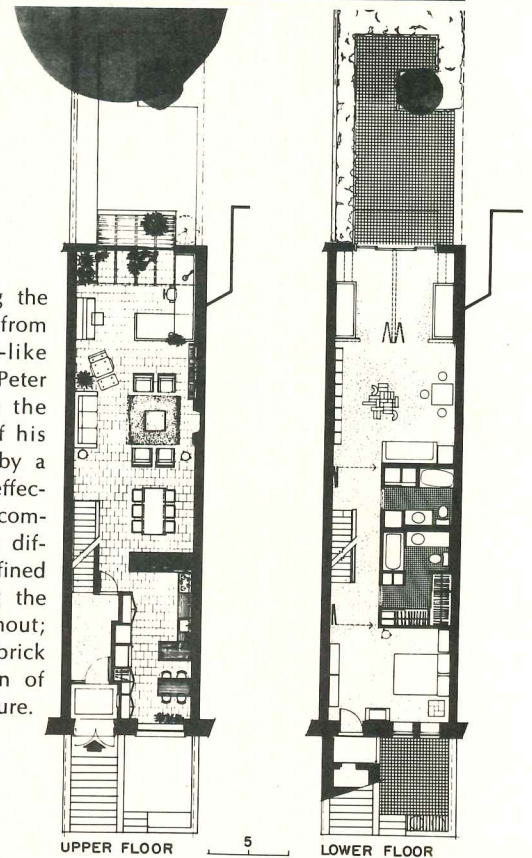


David Hirsch photos





In addition to flooding the main floor with light from the new green-house-like window wall, architect Peter Samton has added to the bright spaciousness of his renovated brownstone by a number of simple, but effective devices: creating a completely open plan with different "room" areas defined by low cabinets; using the same flooring throughout; exposing the original brick walls; and the selection of light, well-scaled furniture.



---

# 3

A duplex apartment that overlooks Central Park and provides a rich selection of spaces for people and art

---

Architects Robert Stern and John Haggmann have completely remodeled this duplex apartment on Manhattan's West Side. When they began, the apartment had a narrow, confined kitchen and no double height space. The architects opened up the space vertically to provide a view to Central Park for both living room and bedroom balcony above. They also combined the existing kitchen and pantry to create a comfortable, eat-in kitchen (see overleaf).

"The use of curved walls," says Robert Stern, "derives from an orderly functional flow from the relocated entrance to living and dining spaces" and from a desire "to have the dramatic view unfold slowly to the visitor."

The owners are art collectors and asked the architects to provide suitable spaces for the display of various sized paintings and sculptures. The architects have done this using cabinets and cases and recessed shelving with special skill to give the individual pieces sympathetic scale and background.

The apartment's spaces are orderly but flow into each other easily around curving wall planes. The high degree of detailing is consistent and intelligent throughout.

Duplex apartment, New York City. Architects: Robert A. M. Stern and John S. Haggmann. Engineers: Robert Silman (structural); George Langer (mechanical). Contractor: Garson-Bergman, Inc.

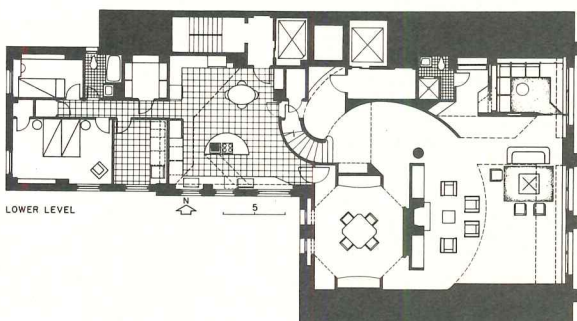
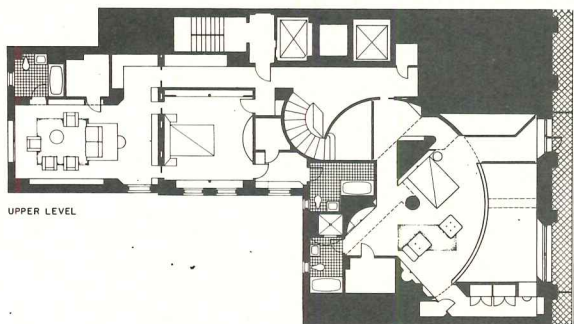


Maris-Semel photos





Architects Stern and Haggmann retained the existing staircase but modified it by new construction to link the living room and master bedroom above. A bridge connects the bedroom balcony with a narrow terrace that overlooks the park. In the kitchen, the existing beam structure was left largely untouched.



All photographs courtesy of House Beautiful. Copyright the Hearst Corporation, 1972




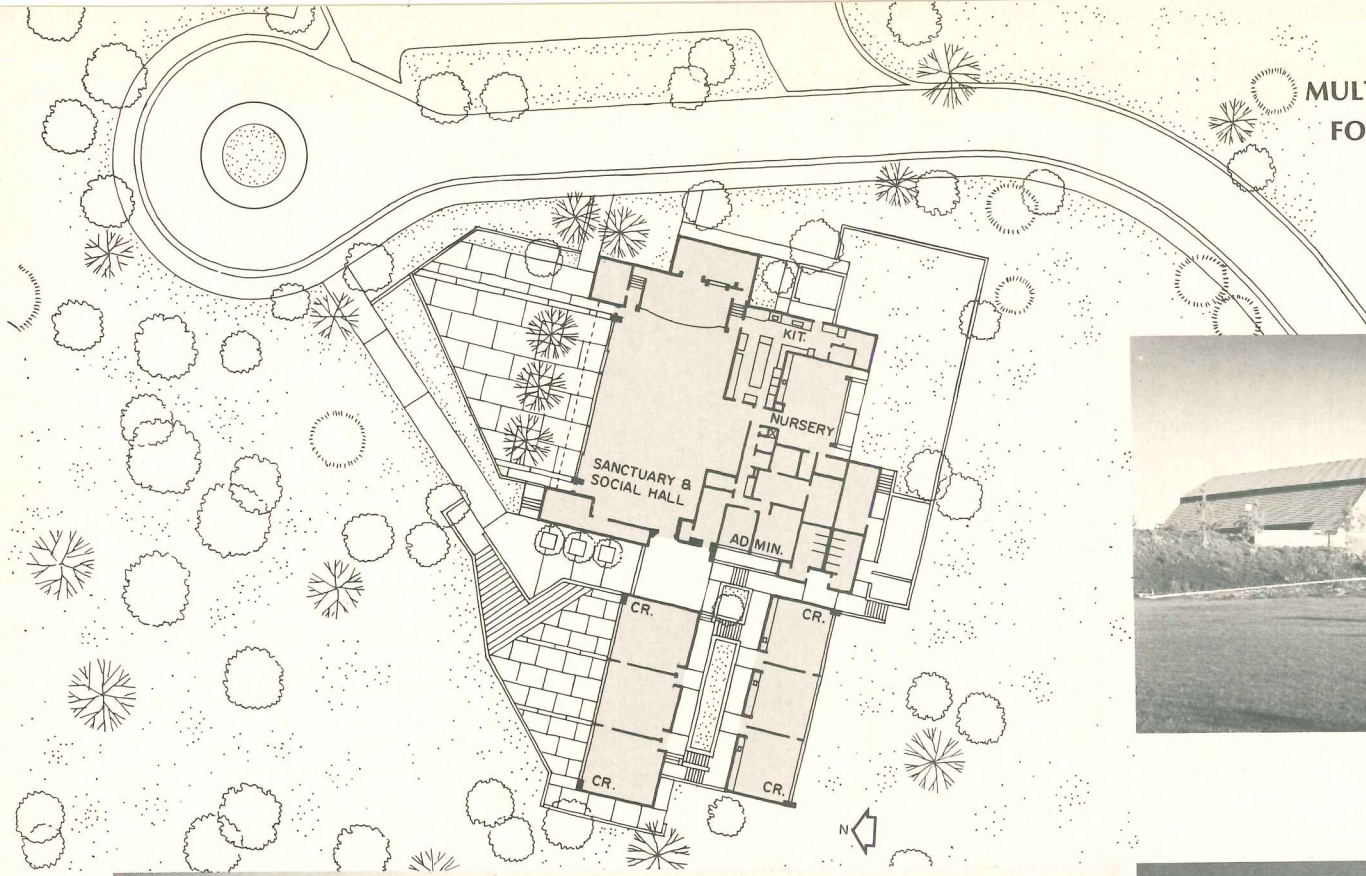
# EXCEPTIONAL SITE FOR AN EXCEPTIONAL TEMPLE

The Stephen S. Wise Temple in the Santa Monica Mountains above Bel Air, Los Angeles, houses a variety of facilities for congregational activities but the organization of its plan and its elegant design give it an air of essential simplicity, strong and positive in its own right.

*Jordan Lagman photos*



MULTI-LEVEL BUILDING  
FOR TEMPLE-SCHOOL  
COMPLEX



This tranquil temple complex, with its variety of facilities in the tradition of Jewish religious buildings, is located on a site in the Santa Monica mountains with a superb view which gives no clue to the proximity of the site to the Bel Air section of Los Angeles. Careful grading provided locations for the several elements of the complex without changing the natural variation in levels. The building—it is actually one building, disposed so that each of its parts has, in effect, an identity of its own—is on four levels: sanctuary level and the three levels of the religious school. The various elements are tied together by the handsome brown concrete tile roofs whose elegant profiles are a strong aspect of the character of the complex.


The complex presently consists of the sanctuary, offices, school, nursery and two playing fields, but this is just part of a master plan which eventually will provide a

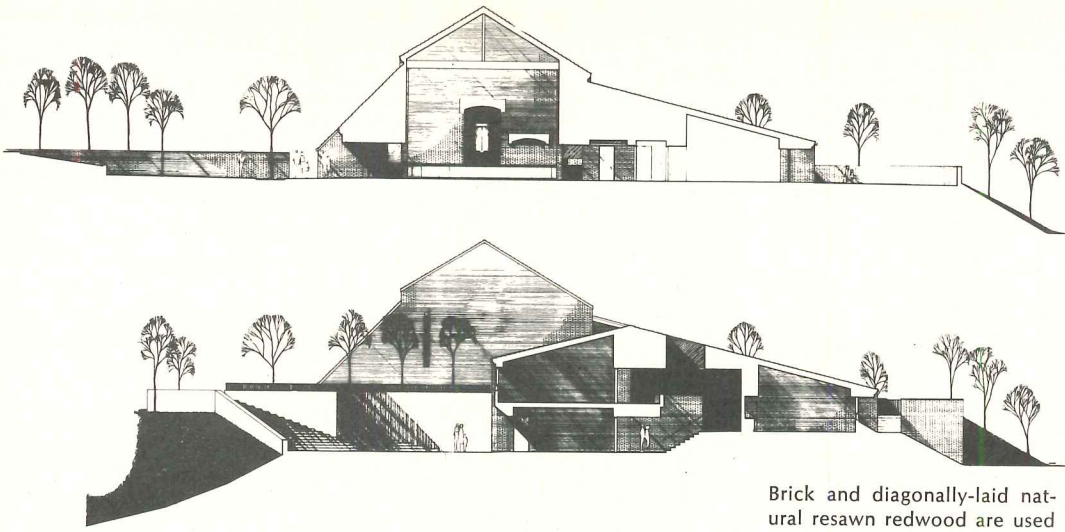
permanent sanctuary northeast of the driveway circle, a chapel, and outdoor amphitheater and additional space for offices and classrooms. The present sanctuary will then become the social hall and multi-purpose room. A small university is to be built on the adjacent site, forming an unusual center for religious and intellectual study. The entrance to the present complex is level with the parking areas, and overlooks a great court of irregular shape with spectacular views to the mountains. The monumental steps leading down to the court and its outlook make it an exceptional gathering place for outdoor events. At one side of this court is one of the two two-story classroom wings; it is separated from the other wing by a semi-enclosed court. Seven rectangular wells, whose size and depth vary with the mass of the roof structure, admit daylight to the court which serves as entry for both the offices and the class-

rooms, and connects by stairway with the sanctuary.



The character and quality of this building derive from its architect's sure sense of form and knowing use of materials. In essence it is a simple building, though its functions are multiple, but it is never stark. The choice of materials, and their handling, and the limited palette of colors and textures, contribute to this quality. Materials are natural and warm in color: red-brown face brick, natural resawn redwood siding, board-formed concrete left natural, laminated wood beams, brown concrete tile, dark-brown painted wood and metal trim.

STEPHEN S. WISE TEMPLE, Los Angeles, California. Architects: *Daniel L. Dworsky & Associates*. Engineers: *Erkel, Greenfield & Associates*, structural; *Takahashi, Tobian & Horiuchi*, mechanical; *Saul Goldin & Associates*, electrical. Landscape architect: *Emmet Wemple*. Contractor: *Conant & Lieberman*.





Brick and diagonally-laid natural resawn redwood are used on interior walls of the present sanctuary, and are the principal materials in the semi-enclosed court between classroom wings. Classroom structures are framed in natural concrete. The tile-covered roofs (below) slope to the playing fields on the south side of the complex.





# HOSPITAL PLANNING RESEARCH

BUILDING TYPES STUDY 436

®

Three important and fundamental new approaches to hospital planning and design are reported in this study. Each one represents substantial research in specific areas of health care facilities design.

The article by George Agron beginning on this page represents several years of research in systems building approaches to hospital design. While the client, the Veterans Administration, is a military one, applications for the research are already being made in the civilian sector. One such, the Saddleback Community Hospital in Laguna, California, is illustrated.

The second report also covers research for a military client, the Department of Defense, and also has broad civilian applications. Its approach is from a demographic data base translated into hospital space requirements. The work was done in two phases by a joint venture of RTKL Inc. and the Health Services Department of Westinghouse Electric Corporation.

The third report covers the work of Clibbon and Sachs at the Architectural Research Unit in Philadelphia. This report on industrial techniques spaces in hospitals is sequel to the report on clinical spaces which appeared in RECORD, February, 1971.

## Building systems research for VA applied in both public and private hospitals

By George Agron  
senior vice president  
and James Borthwick  
senior designer  
Stone, Marraccini & Patterson

1

If one measures American hospitals by the profusion of their activities, equipment and physical components, there is little question that their complexity has increased more in the past thirty years than in the previous 200. This enormous increase in complexity has not only given rise to great increases in construction, operation and maintenance cost, but also has reduced in relative, if not absolute terms, their adaptability to respond to continuing changes in health service, medical education and research.

With rare exception, hospital design and construction techniques have given ground grudgingly to the problems which increasing complexity proliferates. As new mechanical, electrical, communication and transport systems have been injected into the already congested ceiling sandwich of the typical hospital to meet new health service needs, the depth of that sandwich has been increased by that minimum required to "get it in," without recognition of the fact that there is a point of no return in this approach to hospital development. Beyond that point, operation, maintenance and adaptability are critically impeded, at the very time when these functions are most critical to effective hospital life.

Figs. 1 through 5 (next page) show a family of maintenance and mechanical problems typical of contemporary hospital

design and construction. While each of these problems is no doubt individually soluble through more prudent design and construction, the fact that the problems are extensive and pervasive indicates that no casual approach to solution will be of any significant value. The cost effects of such design, construction, operational and maintenance problems cannot be wholly quantified, but they are sufficiently visible and forceful to lead one to look at new approaches to hospital development from a completely fresh point of view.

While serious efforts have been made to attack such problems, these efforts have been in the main limited to single-hospital solutions, having no broader application. That such efforts are not more general is, at least in part, due to the consideration that there are few owners or agencies responsible for large scale multiple hospital development programs, and fewer among these who have committed themselves to generic research in hospital development.

The Veterans Administration (VA) of the United States Government owns and operates the largest hospital system in the nation. There are currently 167 hospitals under its jurisdiction, and those eligible for care in VA hospitals number in the millions. VA hospitals differ enormously in age, size, functional programs, physical settings and

in design. VA hospitals exist in every climatic and seismic zone in the country. Over the years, the responsibility of the VA for health service has increased to the extent that the agency now operates the largest health system in the United States, and it has increasingly important responsibilities in medical education and research.

It is in this environment that the Veterans Administration has undertaken the most comprehensive research effort to date to reduce the complexity of hospitals to manageable terms on a basis applicable to large hospitals and to successive projects. Their approach is to develop a nationally applicable hospital building system that will permit a wide range of hospital programs to be met, and will provide better order, discipline and integration to hospital design and construction procedures. It is the intent thereby to improve hospital performance and adaptability, to reduce hospital development time, and to gain cost benefit from these improvements.

The research task itself, under direction of the Research Staff, Office of Construction of the Veterans Administration, has been conducted by a joint venture of San Francisco architectural firms, Stone, Marraccini and Patterson, and Building Systems Development, Inc.

The work has been done in three phases. The first, published by VA in 1968, established the feasibility of integrating structural, mechanical and electrical systems for VA hospitals, and explored two optional systems development programs. The first, somewhat parallel to the SCSD school systems program in California which has been widely reported elsewhere, is dependent on a guaranteed market as an inducement for manufacturer's development of new compatible subsystems, whose integration would achieve certain cost and performance objectives. The second alternative for development was based on the rationalization of existing practices, using currently available products on the existing market, without the necessity of market guarantee or industrial innovation. The latter option was considered the more appropriate to VA needs, and became the basis for succeeding developments.

Phase II undertook the development of a prototypical building system for that portion of hospital buildings housing nursing care and related functions. This was published by VA in 1971. Phase III has been completed, and its publication is expected in mid-1972. It extends the prototypical building system to the whole hospital, and is the basis for the discussion which follows.

**VA systems approach:  
from the general to the particular**

The VA building system tends to general solutions of what are, in essence, general problems. The systems approach, therefore, is one of strategies for planning and construction which establish a basic compatibility, while at the same time allowing wide latitude for different project requirements, different siting conditions and different materials most suitable to the specific problem. In the long run, the generic nature of the VA building system provides a useful basis for continued effectiveness and development. The system can absorb new building products and improved design and construction methods as they become available so as to keep pace with the advances of industry, as well as with new needs in service, teaching and research functions of the VA.

In basic overview, the systems approach is concerned with modular planning systems, with selected physical subsystems (structure, ceilings, partitions, HVC, plumbing and electrical), and with their integration in hospital design.

In terms of planning, the hospital is considered as an assembly of large scale service modules (10,000 sq. ft.), having variable content and organization. These modules have certain common characteristics which permit their assembly into hospitals of widely different size, program, siting and esthetic treatment. The common characteristics of these service modules include their essential mechanical, and electrical independence, the commonality of interstitial space which separates functional and service activities, and common subsystem characteristics and disciplines.

Figs. 1 to 5. Maintenance and congestion problems common in hospital construction


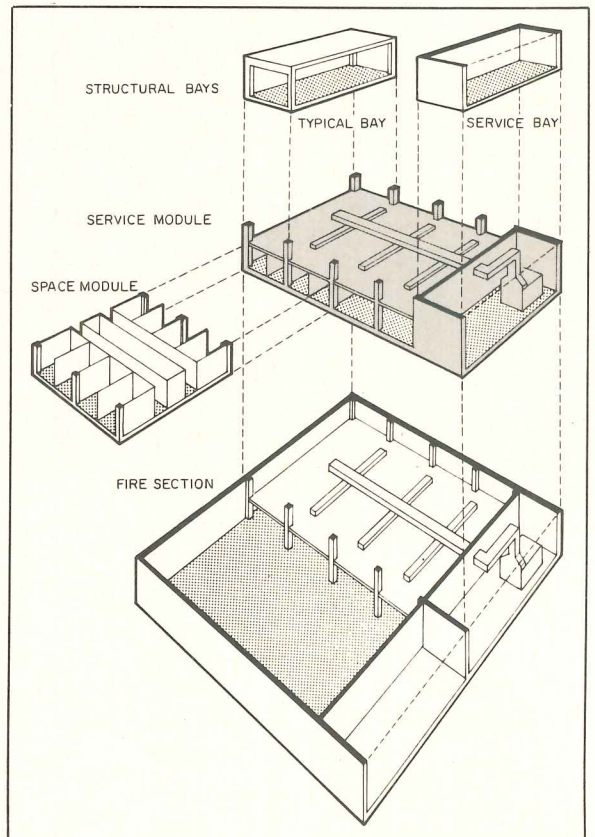


Fig. 6. The planning modules



The discussion which follows details the main aspects of the prototypical building system and design methodology, and provides examples of their application to VA hospital design and to the design of Saddleback Community Hospital in California, which is discussed toward the end of this article.

The VA building system is essentially composed of a data base of user needs and performance requirements, and a design manual of planning modules and selected building subsystems.

**The data base** expresses the functional, environmental, psychological and esthetic needs of the user. These needs are subsequently interpreted as functional and performance requirements which determine space allocation, arrangement and environmental characteristics.

**The design manual** is derived from and

responds to user needs and functional performance requirements.

**The planning modules** (Fig. 6) are ranges of space with an assured capacity to accommodate a wide variety of hospital activities. They represent, in essence, large scale assemblies of the building subsystems which, simultaneously, take into account functional space, service space and life safety requirements. The integration of these interrelated aspects within a basic geometrical and dimensional discipline provides a useful and versatile design tool that can help to expedite preliminary planning. Alternative plan configurations can be quickly generated and evaluated relative to the particular program, budget and site requirements. Thus, all the relevant factors of the building organization can be brought together and reconciled at a very early stage in the design process.

### There are two families of subsystems

The prototypical building system currently encompasses two families of subsystems, shell and services, which together constitute about two-thirds of the cost of contemporary American hospitals. The shell family (Fig. 7) includes the structure, ceiling and partition subsystems. The service family (Fig. 8) includes the heating-ventilating-cooling, plumbing and electrical subsystems.

The VA building system deals with the design of subsystems on a generic basis; that is, it provides a range of options for appropriate selection for particular project development. Each of the generic design options has different space, performance, or cost characteristics. The VA building system integrates these different options for the selected subsystems within a basic design format which permits compatibility between all subsystems of a given project, regardless of the selected option.

The selected subsystems have categories of "permanent" and "adaptable" components. Permanent components are those whose introduction, modification or removal would require major building reconstruction. Accordingly, such components are designed for sufficient capacity to meet projected increases in demand. Permanent components include the basic structure, the ceiling assembly, two-hour fire-separations, primary piping, main HVC duct, and wireway mains. Adaptable components can be relocated, altered, added, or deleted without major building reconstruction. They include air handling equipment, local service distribution and terminal components, par-

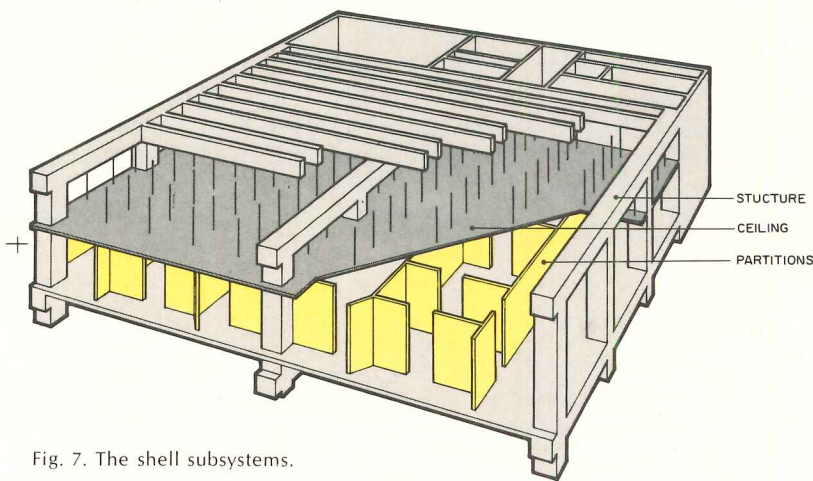


Fig. 7. The shell subsystems.

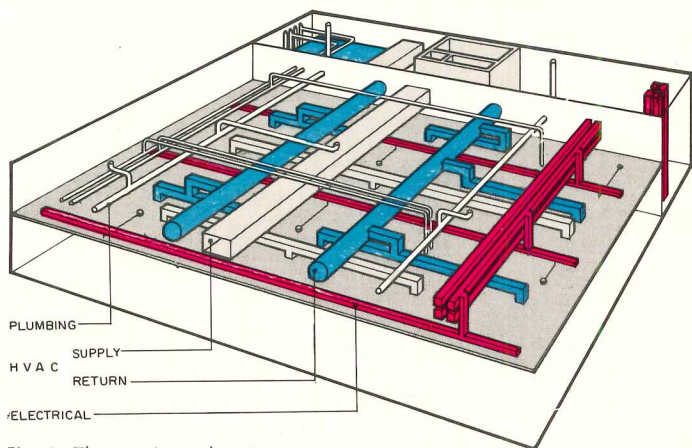


Fig. 8. The service subsystems.

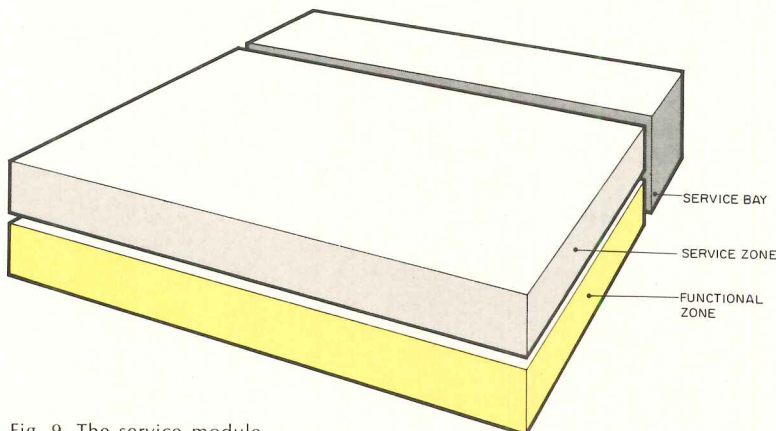
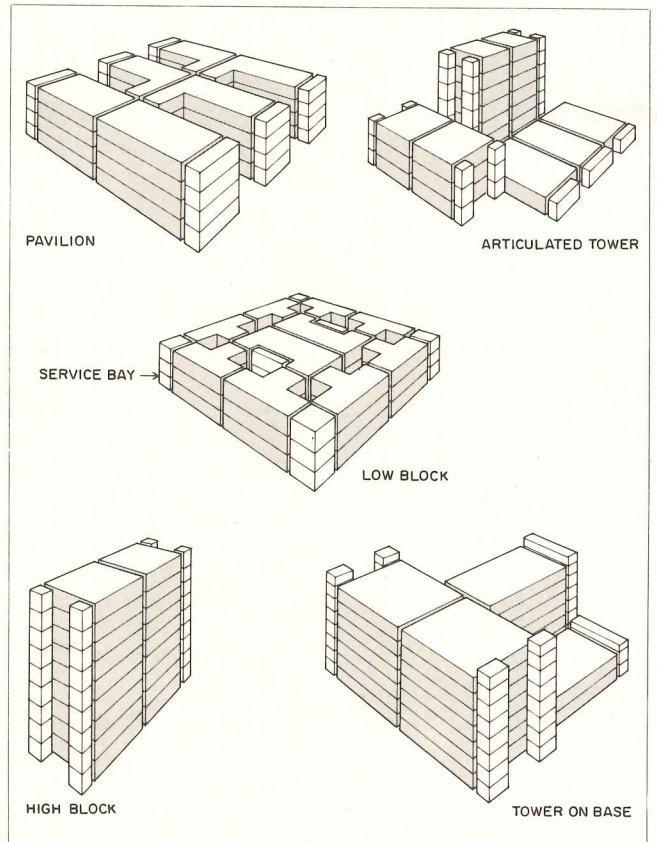


Fig. 9. The service module.

Fig. 10. Service module as building block.



titions, and future service systems for which initial space and load provision is made. In general, adaptable components are sized only for current needs. This concept of permanent and adaptable provides the framework for improved hospital adaptability, which is essential to the long-term needs of the Veterans Administration program.

**Flexible characteristics of planning modules**

There are four types of planning modules: structural bays, service modules, space modules and fire sections.

**The structural bay** is the basic unit of which all other modules are composed. The range of structural bay sizes is based on a constant bay width of 22.5 ft and a variable bay depth ranging from 40.5 ft to 58.5 ft in 4.5-ft increments plus, where required, an 18-ft cantilever.

These dimensions are derived from the organizational requirements of the nursing unit, which analysis indicates to be the most repetitive and most stable functional unit in the hospital. These dimensions have been tested and confirmed as suitable also for the functional space requirements of the non-bed care portions of the hospital. If in time these requirements lose validity, or change in emphasis, new dimensions can be established as required.

The over-all planning module of the hospital is **the service module**, which combines and integrates functional space and service space. The service module consists of a service bay, a functional zone and a service zone (Fig. 9). The decentralization of the HVC subsystem into mechanically independent units of space provides the opportunity to conceptualize a building as an

assembly of building blocks, and provides a means of manipulating the assembly to achieve a suitable plan configuration with the assurance that the subsystem capability remains (Fig. 10). Operationally, the mechanical independence of the service module permits one unit to undergo alterations without affecting other areas of the hospital while they are in use.

Dimensional characteristics of service modules are determined by the number of structural bays and the service content and organization necessary to support the activities housed. Service modules range from 5,000 sq ft to 15,000 sq ft. These represent a scale of space and performance sufficiently generalized to be compatible with a wide range of departmental sizes and environments.

In the patient care areas, the service module is more precisely scaled to the functional requirements of the nursing unit by means of **the space module**. The space module is a sub-unit of service modules designed to take into account the special requirements of these areas, such as exterior exposure at the building perimeter. Currently, a vocabulary of 11 space modules (Fig. 11) provides the area, perimeter, content, and organization to conform to the user needs and performance requirements of the Veterans Administration.

In turn, the service module is a subunit of **the fire section** which subdivides buildings for life safety requirements. Fire sections must be bounded by two-hour fire separations, and any penetration must be fire-protected. The coincidence of service module and fire section boundaries greatly minimizes the number and complexity of service penetrations.

**There are three divisions in the hospital module**

The service bay is the service control point for the module, and houses all the basic equipment for the three service subsystems and all vertical service distribution to and from the module. The concentration of all vertical services within the service bay area leaves the functional zone free for planning and later change without the traditional impediment of service stacks and shafts, and simplifies the organization of the service zone where access and space for equipment would be more complex and cause problems of industrial safety.

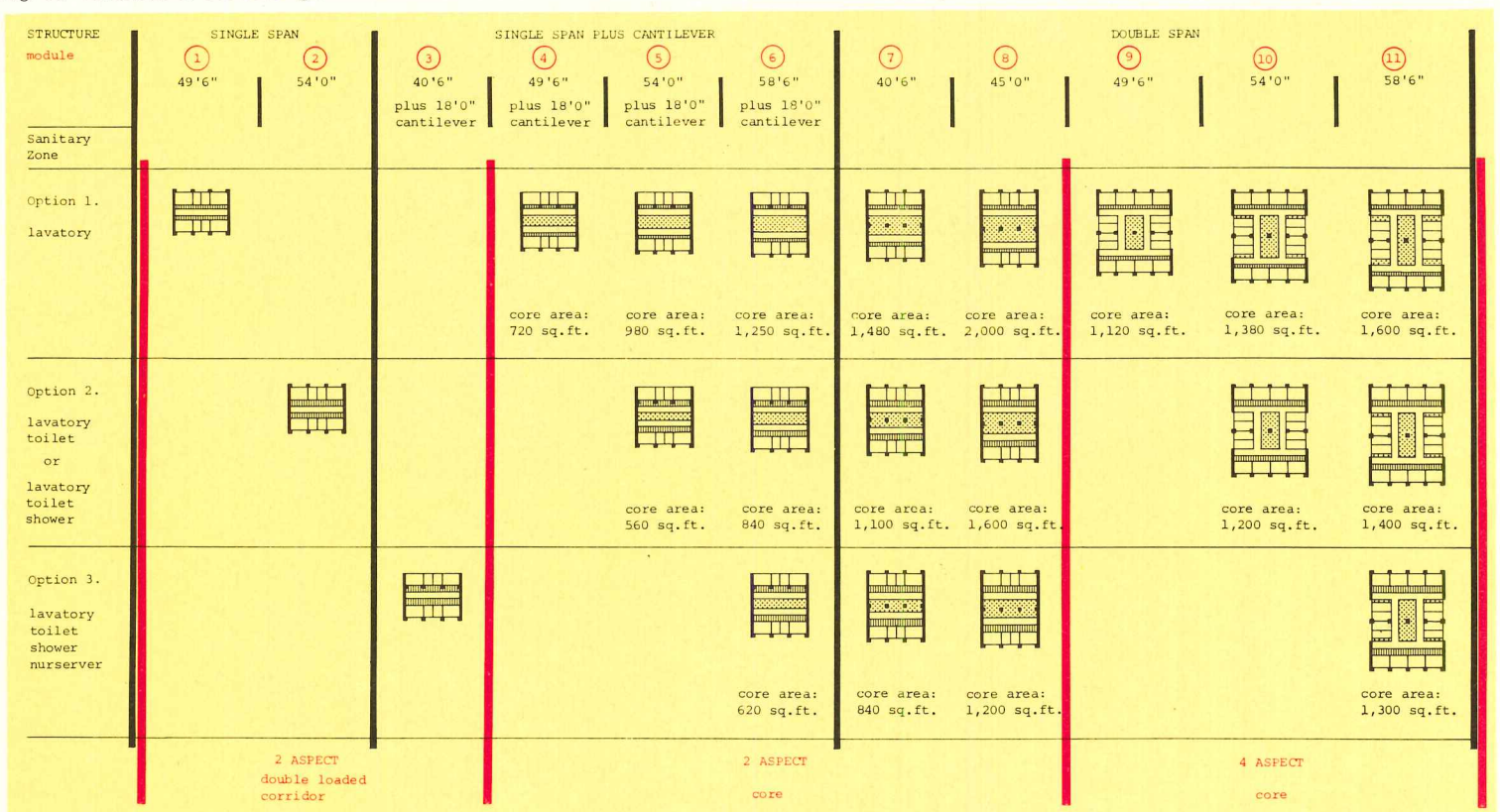
**The service bay** is a special variation of the structural bay and provides some of the shear walls for the over-all lateral resistance of the structural frame.

**The functional zone** is that portion of the service module which houses the hospital activities, and which can be internally organized in various ways to accommodate the different functions. Generally, the only permanent vertical components which occur within the functional zone are the structural columns. Shafts, shear components and two-hour fire partitions are located at the perimeter so as not to interfere with planning freedom or with horizontal service distribution in the service zone above.

**The service zone** carries the horizontal service distribution of the service module. All services are downfed to the functional zone with the exception of the gravity drains from the service module above.

Cost studies have indicated that increased building height to provide more service space is justifiable if that additional height simplifies the design and construction process and improves performance.

Fig. 11. Variations of the nursing service module.



To obtain these objectives, accessibility of services for construction, maintenance, repair and change is essential. Hence, the service zone has an over-all working platform, which, within this system, is the ceiling subsystem. It also has a highly defined organization of service distribution with specific permanent accessibility to components requiring personnel attendance.

It has been found that changes in direction of service mains in interstitial space create cross-over problems that disrupt service organization, increase interference and reduce accessibility. Hence, within the service zone, all service runs are organized on the basis of reserved subzones to simplify design and installation, minimize cross-over problems, and to preserve rights-of-way for future service runs.

Primary subzones (Fig. 12) are horizontal layers of the service zone that define the direction of travel of the services. The main service distribution lines enter from the service bay immediately below the beams and run parallel to the main girder to the end of the service zone. Branches run at right angles to the mains and are located on the layers immediately above and below. Plumbing and drains occupy the upper layer between the beams. HVC and electrical occupy the lower layer. Laterals run at right angles to the branches and parallel to the ceiling system strongbacks immediately above the ceiling.

The direction and depth of beams, girders and ceiling strongbacks visually locate the respective layers and provide physical references in the service zone both for the initial location of services and for later revisions to the layout.

Secondary subzones are vertical divisions of the main distribution primary zone for particular services and are defined by the ceiling hanger spacing.

With this organization it is obvious that no shortcut or point-to-point routing of services can be permitted without jeopardizing the predictability of initial or future installations.

A full size mock-up of the service zone over a portion of a radiology suite was constructed and is shown in Fig. 13. It shows not only the nature and organization of subsystems but also accessibility as an inherent system characteristic.

Although the ceiling is intended for over-all accessibility for construction purposes, accessibility becomes constrained by subsystem installation. It is a system guideline that components requiring regular maintenance be organized along established access lanes. An example occurs in Fig. 13, where a reheat coil is shown at the left center of the photograph. This is one of a series of reheat coils aligned along an access lane perpendicular to the beams.

Accessibility, even along dedicated lanes, will be somewhat constrained by branch and lateral distribution systems in Zones S4 and S5 shown in Fig. 12. Since the use of interstitial space is not yet wide-

spread, industrial safety consideration of such constraints will for the time remain a matter of individual project determination. The accessibility can be increased selectively by offsetting branch and lateral distribution subsystem components, at the risk of increased interference. Accessibility can also be increased by limitation of size or frequency of Zone S4 and S5 elements crossing primary access paths, at the cost of changing duct size or other local modifications. Trade-off judgments are involved in such design and construction decisions.

### Organization of the shell subsystems

The basic structural system is a post, girder and beam assembly, with shear walls or braced frames assuming all lateral loads. The generic structural options are steel, pre-cast or poured-in-place concrete. Regardless of which material is employed, the organization of structural components remains the same. Perimeter girders are always flush with the top of the beam system. Interior girders are always below the beams

*text continued on page 121*

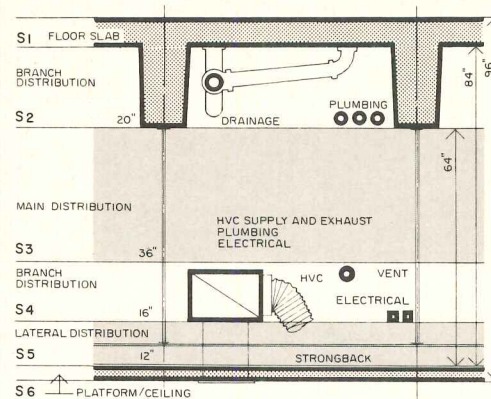


Fig. 12. Primary subzones of the service zone.

Fig. 13. Mock-up of service zone

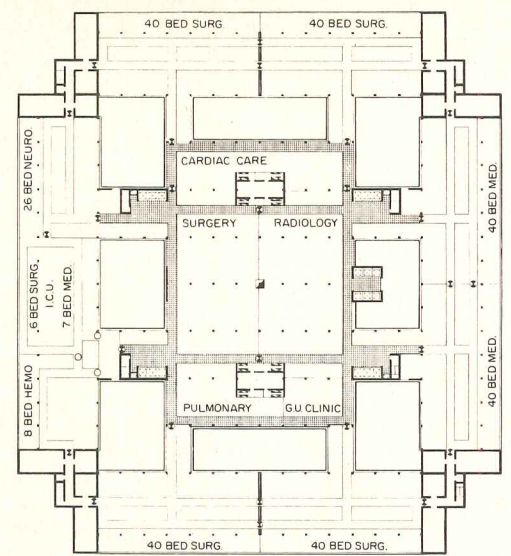

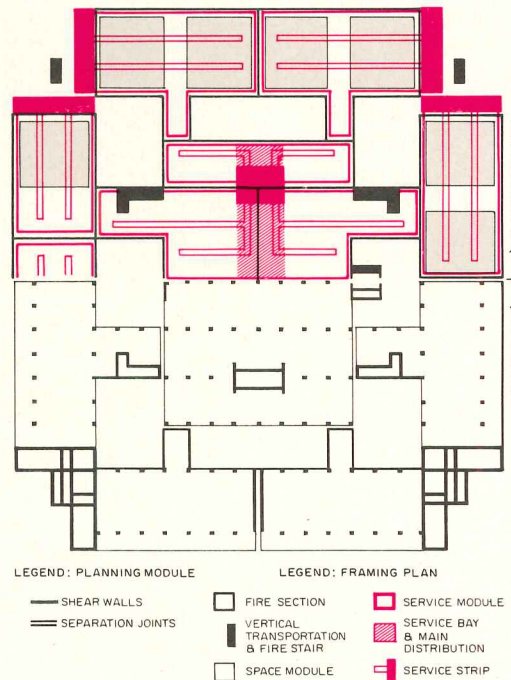



Fig. 14. (above) and 15 (below). Schematic design example.





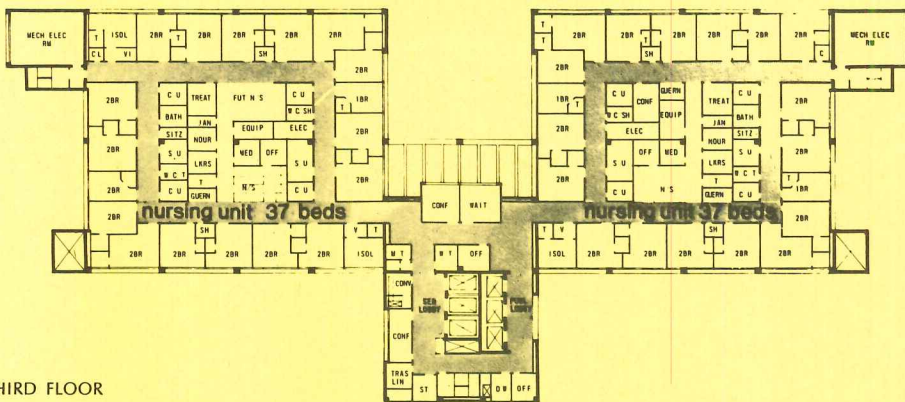
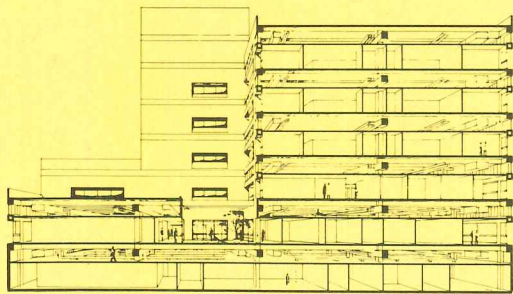
**The first application of the VA system was in a private hospital**

The first application of the VA Hospital Building System was to the design of the Saddleback Community Hospital in California. When the Lutheran Hospital Society of Southern California undertook the development of that hospital in mid-1970, a program was established which set forth an urgent schedule, which demanded both hospital quality and adaptability, and which established prudent budgetary limits which recognized the cost implications inherent in the program.

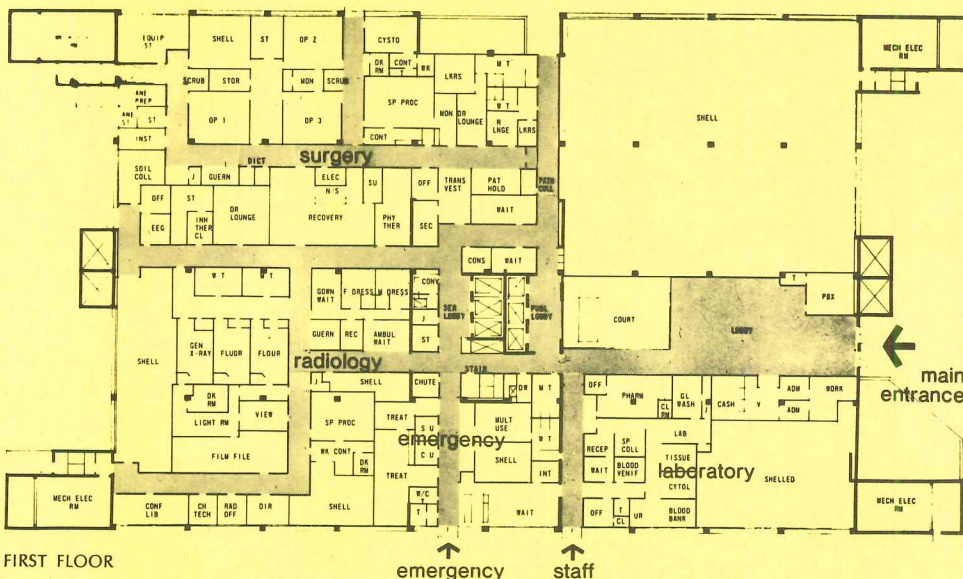
The architect, Stone, Marraccini and Patterson, was then involved in development of the VA Hospital Building System as part of the joint venture research team. Although the system development research project was then only at the mid-point of Phase II, it was felt by the architect and the Society that this system approach was sufficiently far advanced for application, and that it was the best available means of meeting the owner's requirements.

Using the basic systems concept with slight modification to respond to the owner's specific user requirements, planning was begun in July 1970. When module selection and building form were established, cost estimates indicated project feasibility. Authorization was given for selection of a construction management firm, with appointment of Swinerton & Walburg to that role. This firm has since worked closely with the owner and architect in component system selection and in organization of the construction program along the lines described.

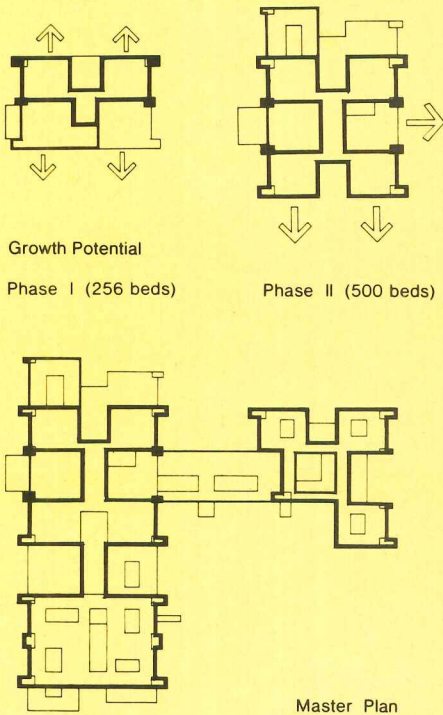
The construction management firm established a guaranteed maximum price for the hospital on the basis of comprehensive



THIRD FLOOR



FIRST FLOOR



preliminary drawings in May, 1971. Workings were already sufficiently advanced so that construction was begun in June, 1971. Construction and design proceeded simultaneously, and final design documents were completed in November, 1971. Bids were taken on segments of the work in accordance with a critical path schedule. By January, 1972, all bids had been received for the work, which came within the guaranteed maximum price.

The hospital will be completed in July, 1973. It will open with 150 beds. The initial expansion program will increase its capacity to 256 beds, and the ultimate program is for 500 beds. Expansion will be both vertical and horizontal.

The guaranteed maximum price for the initial phase is \$9,198,000, which includes a significant cost allocation for future expansion requirements. The total development time from inception to occupancy, will be three years. This is the shortest development time for any major hospital designed by its architects.

Saddleback Community Hospital is partially funded by a Federal grant. It is considered a pilot study for systems application and for simultaneous design and construction by the Department of Health, Education and Welfare.

It is of significance that the research studies for the Veterans Administration and the systems development of the Saddleback Hospital have occurred simultaneously. There has been opportunity to explore and test procedures, component organization, cost data and scheduling within the research format on the one hand, and practical project circumstances on the other. It is the judgment of the architect that this situation has been of benefit both to the Saddleback project and to the VA research effort in hospital building systems development.

to allow the passage of certain services above the girders and between the beams. Beam spacing is always modular, but varies with the generic option employed for the specific project.

The ceiling system serves as the working platform of the service zone, as an acoustic, thermal and aseptic barrier, as the terminus and support for partitions, and as a contributor to fire safety. It also provides capacity for cutting and patching and support for certain hospital equipment.

Penetration of the platform for flush electrical fixture installation, or for esthetic reasons, is precluded, though provision is made for suspended ceilings to accommodate those conditions.

This ceiling assembly can be constructed of a number of available products. There are, at this moment, no fire ratings on such assemblies. However, the potential of the VA Systems program, generally, and its first application for a private client in California, specifically, has induced one manufacturer to submit such an assembly for fire test. Two-hour test requirements were exceeded, and the tested ceiling was accepted for installation in Saddleback Community Hospital in California. The over-all building system is not dependent on a fire rating for the ceiling assembly, so long as it is incombustible. However, the fire rating will benefit the system as a whole and reduce some fire protection costs.

Hospitals require a wide range of partition types, and the building system brings them to more appropriate uniformity. The partition system attempts to eliminate many of the significant partition problems. It establishes a uniform partition height for a service module, and a very limited number of partition heights for the hospital as a whole. It establishes uniform methods of attachment and lateral support, as well as for acoustical seals. It provides for installa-

tion of partitions prior to, or in combination with, the installation of local services. It removes from partition requirements many load-bearing demands, and transfers them to the ceiling, as for patient television sets and some service consoles. The system greatly standardizes door height and mountings. At the same time, it permits wide variation in finish for functional or esthetic reasons, as well as for cost considerations. It provides for partitions of a great range of performance characteristics within contemporary industrial practice.

### Organization of the service subsystems

The basic design of the HVC subsystem is all-air within which the generic options have been limited to the low-or medium pressure terminal reheat system and the dual-duct mixing-box system. The subsystem is capable of handling from 25 to 100 per cent outside air with return and general exhaust extracted through the service zone by either duct or plenum.

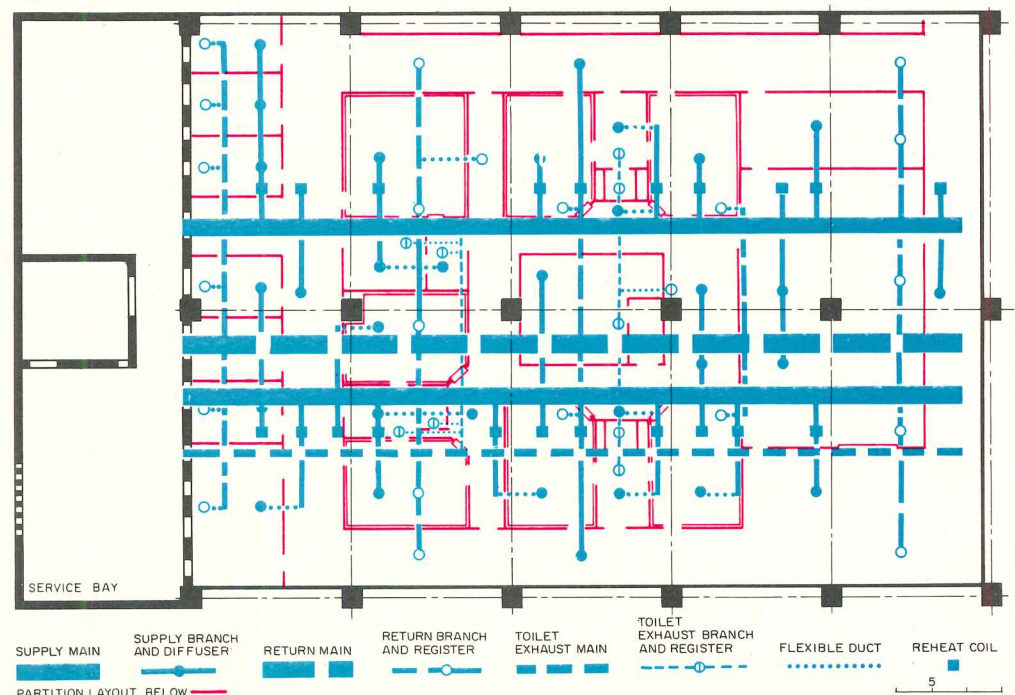
The plumbing and electrical subsystems are conventional in their materials and their assembly, but unconventional in organization. The organization of service mains and local laterals will demand more materials, whose cost will be offset by more rational installation, zoning, and by substantial reduction or elimination of interference with other work. With the exception of gravity drains, all services downfeed through the ceiling. Services to rooms can be console mounted, or installed within partitions.

### Hospital design employing the VA building system

As part of the research study, a schematic design of a hospital based on a specific VA hospital program was developed to test design procedures and results.

Nursing unit requirements were translated to appropriate space modules, and

Fig. 16. HVC Systems, structure and service bay, partition layout below.



organized into service modules. General configuration was developed around desirable interdepartmental relationships, and with regard for transportation requirements for people and goods. The general environment created was also considered. Configuration studies were simultaneously evaluated by structural and mechanical engineers, who determined service distribution organization appropriate to internal and external service modules, and structural characteristics.

Functional, service module, fire section and structural planning appropriate to the schematic phase of design development are illustrated in Figures 14 and 15. These are shown only for a single floor of the building, although the research study includes planning of the whole hospital.

Cost studies indicated conformance of the building design to established cost

limits, which are in the general range of contemporary VA hospital costs.

Preliminary design was carried through for a portion of the radiology department of the hospital, in accordance with the VA hospital program.

Schematic design for a systems design building goes beyond conventional design development for this stage of planning in its simultaneous consideration of functional requirements, structural, mechanical, electrical and fire safety organization. Preliminary design, as illustrated, also goes beyond conventional design procedures in the information presented. Working drawings and specifications are not likely to be reduced for systems hospitals, but many major conventional problems can be eliminated or substantially reduced through the systems approach.

The hospital designer has, in a sense,

been given a new palette and new guidelines for planning. He must still command the whole spectrum of conventional design services, to the smallest final detail. But if he has been given new design instruments, he has also been assured of the ability to coordinate and integrate design to a higher level and earlier than is the case with conventional design.

Systems hospitals developed according to this program will be somewhat larger in area than conventional hospitals due to the significantly increased area allocated to mechanical and electrical subsystems. Cubage will be higher because of interstitial space. On the other hand, a trade-off in cost is expected because of the reduction in subsystem conflicts, in the continuity of the work of certain trades which are discontinuous in conventional construction, and because of a much higher level of overall building coordination.

There is no automatic assurance of this building cost expectation. It will require that design be subject to effective cost control on one hand, and that the documentation establish to bidders the economic value of the pre-coordination of work inherent in the system.

This prototypical building system is intended as a practical working tool within the framework of current practice. It is of interest that the first project employing the system is for a private hospital client, the Saddleback Community Hospital in California which is further described below. The system will be the basis of design for the Loma Linda Veterans Administration Hospital, in Loma Linda, California. Experience and feedback will determine where and how system improvement should and can be achieved. Since VA hospitals are comparable to American hospitals of comparable age, size and content, this research has application to the American hospital system generally.

Fig. 17. Plumbing system, partition layout below.

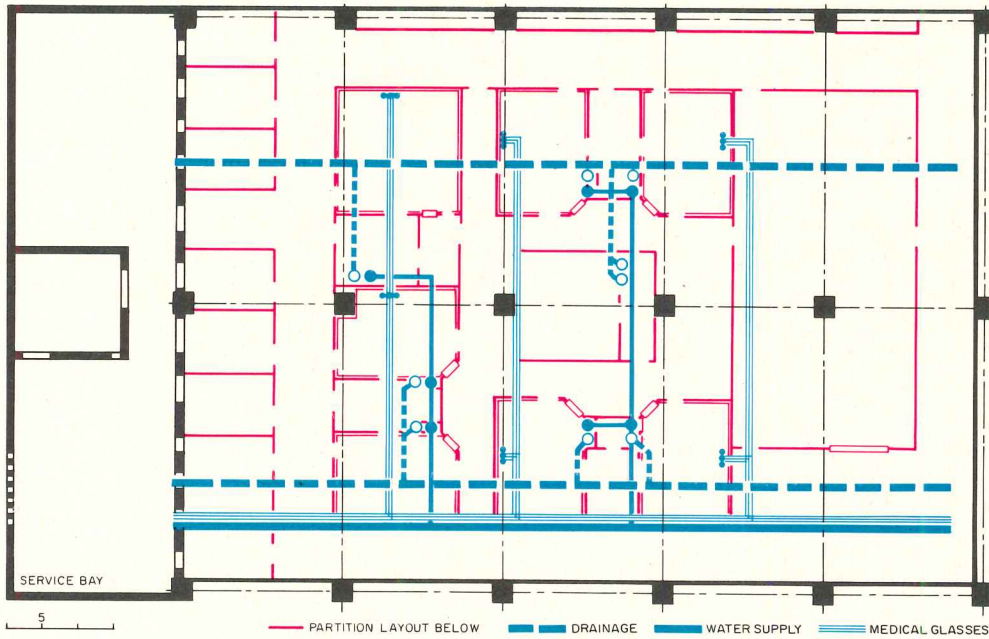



Fig. 18. Cutaway model of structure and service bay.



References and Credits

Each of the three phases of the VA study reported here has been reported in 3-volume sets published by the Research Staff, Office of Construction, Veterans Administration, Washington, D.C. 20420.

Phase I: *Integration of Mechanical, Electrical, Structural and Architectural Systems in VA Hospital Facilities*, October, 1968.

Phase II: *Application of the Principles of Systems Integration to the Design of the Nursing Tower Portion of VA Hospital Facilities*, February, 1971.

Phase III: *Application of the Principles of Systems Integration to the Design of a VA Hospital Facility*, under review for publication mid-1972.

All studies were prepared for the Research Staff, Office of Construction, Veterans Administration, by the joint venture of: *Stone, Marraccini and Patterson*, and *Building Systems Development, Inc.*; *George A. Agron (SMP)*, and *Christopher Arnold (BSD)* co-principals for the joint venture; consultants to the joint venture: Phase I: *Professor Arnold Rosner*, structural consultant, *Ayres & Hayakawa*, mechanical consultant; Phase II and Phase III: *Rutherford and Chekene*, structural consultant; *Ayres, Cohen and Hayakawa*, mechanical.



## Joint venture studies for DOD by architects and industry probe systems analysis for a new generation of military and civilian health care facilities

*National Naval Medical Center is first proving ground of computerized method for design approach*

# 2

### Credits

Phase I, systems analysis: Health Systems Department, Westinghouse Electric Corporation/RTKL Inc.: program, C. A. Sadlow, engineering, W. D. Finlay (W.); design, S. B. Cso-baji (RTKL); costs, L. B. Jaquith (MBM).

Phase II, NNMCC project: RTKL Inc./Westinghouse HSD: F. T. Taliaferro, RTKL principal in charge, S. B. Cso-baji, project director (RTKL); W. D. Finlay (W); Metcalf and Associates, consultants; T. A. Hussey, Johns Hopkins University; J. W. Love, Santa Barbara Medical Clinic.

The U.S. Department of Defense has received separate reports on two major phases of one of the largest feasibility-design studies of health care requirements and facilities design ever awarded. The award was in the form of two separate commissions to an unusual consortium in what is actually an architectural/industrial joint venture. Phase I, the demographic analytical phase, went to the Health Systems Department of Westinghouse Electric Corporation as prime contractor with RTKL Inc. as principal consultant for design. In Phase II, a design development phase including application of Phase I principles to updating the National Naval Medical Center at Bethesda, the roles of the joint venture principals were reversed, with RTKL as prime and Westinghouse as consultant.

The combined phases provide a prototype of both the analysis method and the design approach for a nationwide program of attention to military hospitals (called Base Level Health Care Components) of all sizes from 250 to 750 beds. At the same time, there was the secondary goal of accommodating data and techniques useful to the whole field of health care provision.

The first phase of the "new generation study" was an approach to statistical and demographic analysis of both the current patient population and the projected population of the regions involved. These data, analyzed by computer, provide what is called the "demand model." The programming required for rational handling of immense technical data in the demand model called for an array of specialized input from civilian companies and professionals in research, engineering, architecture, medicine, hospital administration, health, law and other fields.

The "New Generation Military Hospitals" (NGMH) program is an on-going 10-year research and development effort in the office of the assistant secretary of defense

(Health and Environment). The Department of Defense operates a comprehensive health care system for 10 million active duty members, their eligible dependents, retired members and their eligible dependents. The system includes 230 hospitals and 450 dispensaries, ranging from 8,000 to 700,000 outpatient visits per year, and from 10 to 2,300 beds with 160 to 36,000 inpatient admissions.

The focus of the NGMH program is the Base Level Health Care (BLHC) component, analogous to a comprehensive community health care system in the civilian sector. The base level system also contains certain elements of advanced specialty care and teaching.

The overall program objectives are to improve the operating efficiency and reduce the cost of the individual BLHC System, while maintaining or improving the quality of patient care.

The specific objectives of Phase I, The Systems Analysis, is to develop alternative systems designs which are applicable to the range of Base Level Health Care Systems under consideration. Phase II objective is to design and construct a single prototype model incorporating the improvements of Phase I, with construction commencing in 1972. The objective of additional long range research and development efforts is to focus on potential systems improvements, applicable for 1975 to 1980.

The major requirements of Phase I included:


*Operations analysis*—A characterization of the existing system in terms of operation and costs. This characterization serves as a base line for the evaluation of all improvement alternatives.

*Improvements analysis*—Potential improvements are evaluated in terms of costs and benefits.

*Recommended alternatives*—The improvements which offer the greatest benefit in



Landmark tower at NNMCC



Future medical shopping center at Bethesda

terms of life-cycle cost savings have been aggregated in a total systems configuration, defining the operational objectives, the performance requirements and general systems plans for the New Generation Military Hospital.

In view of the Phase II objective, the design and construction of a prototypical facility, all Phase I efforts were focused on applicable results. The following steps were inherent in the analysis: 1) Health care demand characterizations for any base level system; 2) major resource definitions in terms of facilities staff and life cycle performance; 3) Detailed resources definitions of configurations incorporating appropriate technological improvements, new guidelines and criteria for the 1972 prototypical design.

Each analysis step is supported by an extensive data gathering activity and a comprehensive "state of the art" search. Within the systems analysis framework, the specific role of systems design was to: 1) generate a framework for illustrating and testing all systems alternatives; 2) generate a design logic which was responsive to the life cycle performance requirements of the system; 3) generate a design configuration.

Real problems of the system were uncovered during the course of the project. The results are not only recommendations for specific hardware and procedures, but are also reflected in the development of tools and concepts for the planning, design and operation of health care system resources. Since these are universal problems in the health care industry, the results are not only applicable to the new generation of military hospitals, but also to other organized health care systems in both public and private sectors.

**Summary of results**

In focusing on the base level health care system, it became evident that improvements were required in four major areas. These were: 1) a more predictive method of defining the health care demand; 2) a configuration concept more responsive to the changing and growing health care demand; 3) improved resource management techniques which recognize the scarcity of professional health care resources and are capable of increasing the utilization and capacity of the system; 4) a method for integrating the cost elements (acquisition, operations, modifications) of the system into a decision-making framework.

The major results of the study produced tools and concepts which are responsive to these improvement needs. These are: 1) *The demand model*—a computer-based tool which takes basic demographic data and defines the health care requirements of the beneficiary population; 2) a *design concept*—a system of organizing the health care elements into facilities; 3) *sub-system cost benefit analysis*—computer-based tool for evaluating support system alternatives; 4) *dynamic optimization*—a concept of using dynamic programming techniques in the life-cycle planning of health care systems considering simultaneously the nature of the health care demand, the levels of uncertainty associated with the changes in the demand, and trade-offs of acquisition, operating and modification costs to determine the least cost of the system.

All of these results are supported by: The massive data base (33,000 sheets of computer printout) which permitted the characterization of the base level health care system as it exists and operates rather than as an abstract system. The compre-

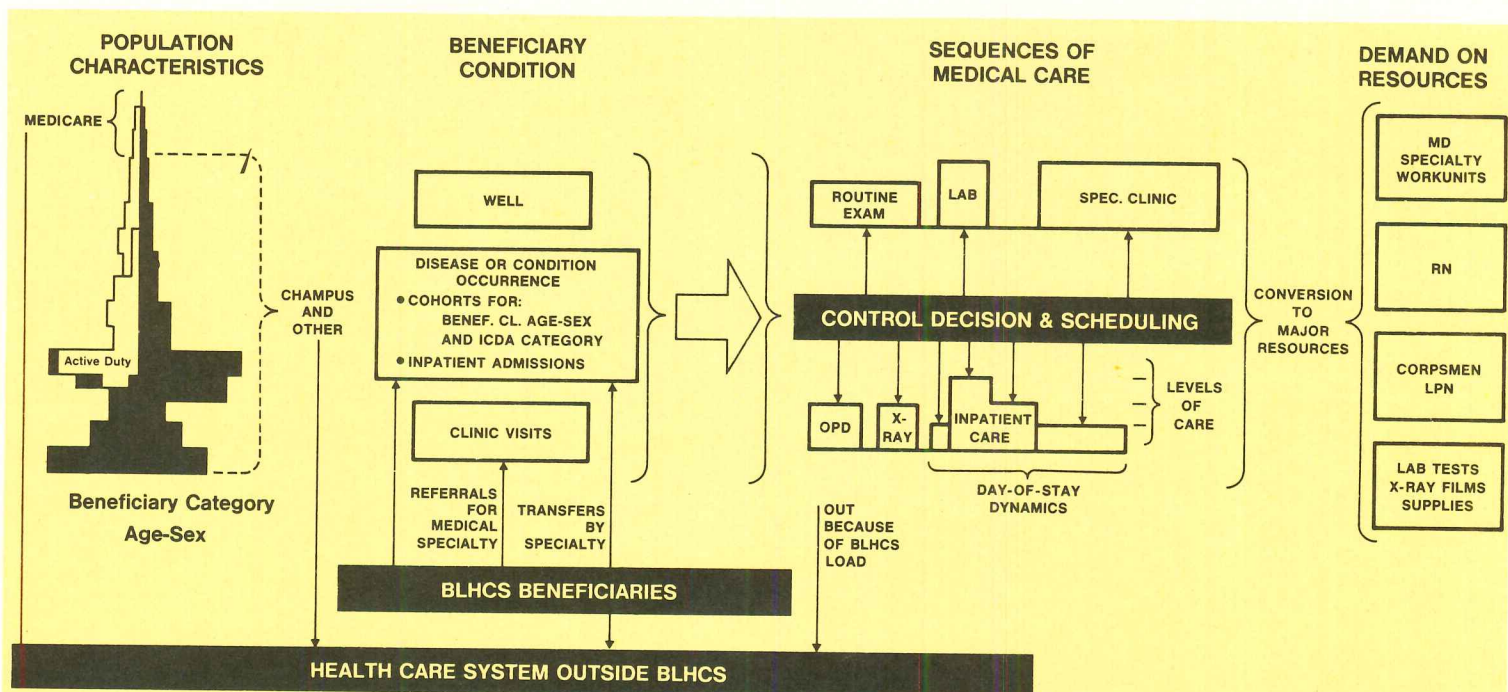
hensive state of art survey covering 16 major functional elements of a health care system. These elements were selected on the criteria of high cost, labor intensity and known problem areas. Direct improvements in any of these functional areas consistent with the cost/benefit objectives and patient acceptance criteria, will result in direct quantifiable cost savings in the system. The continuous professional review of all results and data by an expert group of health care professionals (physicians, nurses, dentists, administrators) called the Medical Health Care Review Team was to ensure that all recommendations and results are compatible with medical practices and consistent with the stated objective of maintaining or improving the quality of patient care.

All of these tools and concepts were evaluated in an applied example called Base "X". In this example, the initial mission and population of a military base were postulated. During a 25-year life cycle period, hypothetical mission and policy changes were assumed to simulate the conditions to which the new generation military hospital may have to respond.

The demand model is an effective tool in predicting the demand on the system at any given period in time, and also in predicting the day-to-day operational variations of this demand.

The design concept has been determined to be capable of effective interface with the demand model, and of simulating all the changing physical configurations which were required during the life cycle of Base "X". The configuration was also found to be economically competitive with any conventionally designed facility.

The cost benefits analysis of the opera-



The demand model starts from a base mission and demographic study which determines the number of active duty personnel, their ages and activities, characteristics of the region as to population and other health

care systems. The data are processed through the sequence shown above and ultimately translated into organization and design of health care facilities specific for their region and its probable future.

tional sub-systems defined the appropriate combination of functional support. The aggregation of all improvements yielded a 10 per cent savings in inpatient/day cost and 5 per cent savings in the cost of an outpatient visit.

The dynamic optimization tool correlated the savings identified by aggregating the benefits of the sub-systems improvements. The term optimization was found to be a misnomer in that the optimal (or least cost) condition was found to be the precise match of the health care demand with the appropriate level of resources, (staff and facilities). Therefore, the most appropriate application of this tool is to determine the best planning strategy under conditions of constraints, such as budgetary ceilings on capital expenditures, non-availability of health care services, etc.


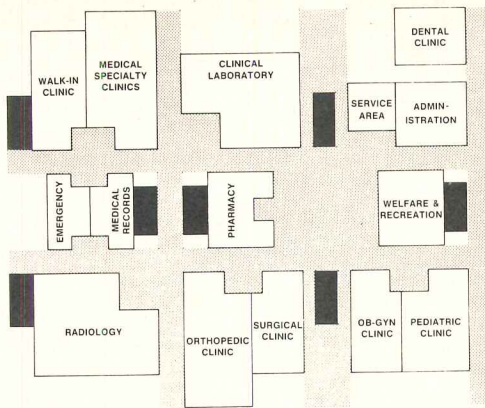
### The National Naval Medical Center at Bethesda

The demand model for Bethesda was unique in that it had special peaks for returned veterans from the Vietnam War, and also in that the beneficiary population was considerably larger and atypical in mix. Part of the exceptional circumstances at Bethesda lay in the fact that the project is a phased replacement of existing structures that range in age from 10 to almost 100 years. The capability of handling exceptions to the normal profile is built into the DOD system.

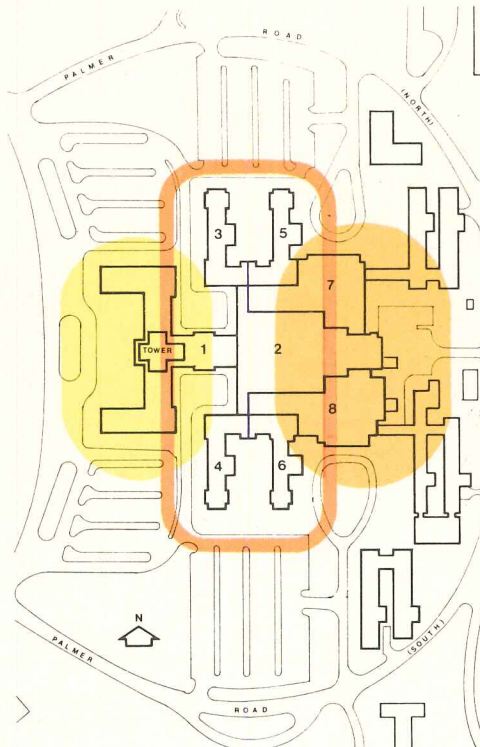
The design translation of any demand model, including Bethesda, assembles the population data in terms of the resulting demands on space allocations. Since the data base is assembled with the built-in profile of expected change over a long-range period, the space allocations then are similarly evaluated on the basis of future as well as present requirements.

As the details of space arrangement come on stream in the design problem, studies of the main enclaves of administrative emphasis (i.e. medical, educational, or research) are further refined through computerized adjacency studies. Within the medical and surgical section, for example, the allocations of staff to degrees of required care are studied with relation to their effects on both space allocations and traffic patterns.


The overall design at Bethesda is shown in the model photos of the basic module in two of the phases of construction.



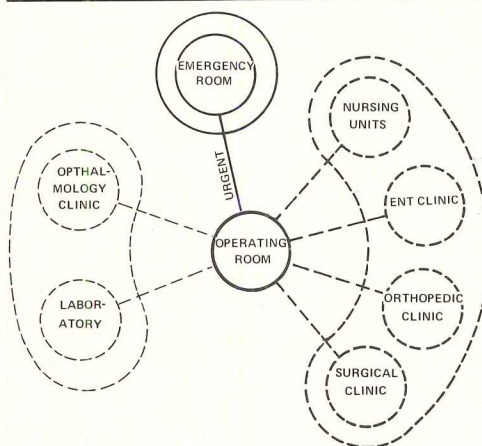
The design model (above) takes shape as major adjacencies are determined (left) by computerized data. These are progressively refined in later detail.



COMMAND ADMIN. EDUCATION RESEARCH HEALTH CARE DELIVERY

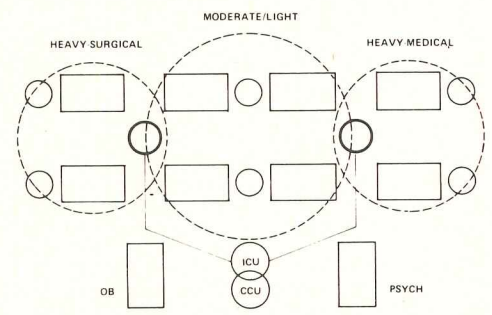
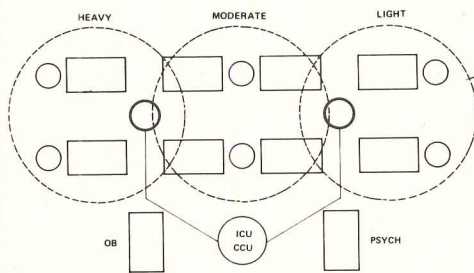
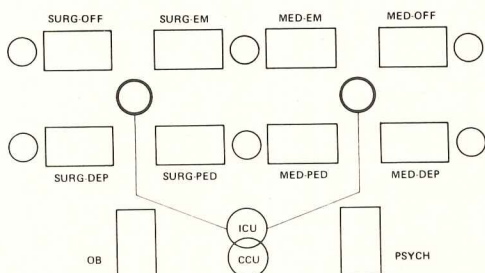


The phased replacement of older buildings at NNMC is shown in photos above. Master plan of the campus (left) coordinates major areas of activity as administration, health care and research. Buildings 1 through 8 are 10 to 25 years old. Smaller buildings at the right of the plan are currently obsolete.



A series of adjacency and urgency studies was plotted similarly to the sketch at left to determine details of space location, size and traffic pattern.

Inpatient care management considerations were also sketched out as in the three diagrams below. At left is coordination by beneficiary category and medical specialty. Next is management by levels of care. The third diagram combines consideration of management by both levels of care and medical specialty. Similar analysis of outpatient and other services contributed to the ultimate configuration.



## Industrial techniques spaces make clinical spaces, and patient fostering spaces work in health care facilities

By Sheila Clibbon, A.R.I.B.A.  
and Marvin L. Sachs, M.D.

# 3

The product of the synthesis section of our research on the organization of health care facilities is a set of interrelated systems which we call "constructs." Some of these are static, as in systems of like spaces; the others are dynamic, inter-penetrating the spaces with what we call "purveying systems." Some of these concern human, animal and vehicular movement. The others are for distributing substances and power, for handling commodities, and for communicating information.

In two earlier papers we dealt with two of the three systems of like spaces which together form the essential core of a major health care facility. They are the *Patient Fostering Spaces* (PFS) (1), which occupy the top floor, a position in which the benefits of top lighting as well as side lighting including that from courtyards may be obtained, and the *Consolidated Clinical Techniques Spaces* (CCTS) (2), situated at or near ground level. The PFS are the nursing units collectively, where patients reside and where dispersed clinical techniques are brought to them. The CCTS are those spaces to which patients go to be the subject of one or more clinical techniques.

The third space system, the *Industrial Techniques Spaces*, lies between the other two and makes them work (Fig. 1).

By the term, *technique*, we mean a unique collection of resources, people, space, and equipment, assembled to meet one or more of the purposes of the institution. The *industrial techniques* are those which support the purposes of getting the right commodity (or substances or power or information) to the right place in the right condition at the right time.

There are three general categories of ITS: 1) Those concerned with commodity processing include receiving, sorting, food preparation, washing and drying, sterilizing, drug dispensing, specimen processing, document processing, experimental processing, radioactive materials handling and waste disposal. 2) Those concerned with the generation of substances and power may be classified as water, air, gas, heat and power processing. 3) For information there is data processing. Each of these three categories has its processing or storage element. These techniques comprise the static elements of the ITS. The dynamic elements are the purveying systems which deal with inanimate subjects, information, commodities, substances and power.

The development of two approaches to the organization of health care facilities has been traced (2)(3). One is oriented to the consolidation of like spaces, with maximum horizontal contiguity. The principal hospital design solution in the United States in the last decade, the tower and podium, is an example of this approach. The PFS spaces in the tower, however, lack the horizontal contiguity which is an important goal of *like-spaces design*.

The other kind of hospital design solution is oriented to what we call *baliwick*

*design*. In this approach, medical administrative divisions, usually referred to as departments, are expressed in built form either as discrete buildings, as floors of buildings, or as contiguous parcels of space. It is characteristic that the PFS and CTS of each division are mixed on one floor, often together with ITS needed for the research interests of the group. A contemporary version of the separate building solution to baliwick planning is the street system. The floor solution to the baliwick approach was the T-shaped hospital of the fifties. It has been superseded by what we call perimeter plans in which a collection of CCTS spaces on each floor is wrapped around by a ribbon of PFS spaces. This is one of the ways of arranging baliwicks in "Universal Space," the currently popular product of baliwick thinking.

### Location of spaces for industrial processing techniques in hospitals

Hitherto, spaces for the generating and processing of substances and power, commodities and information (industrial processing techniques) have usually been very clearly separated from the spaces required to circulate them (industrial circulation spaces). The spaces required for circulation were, with rare exceptions, not clearly distinguished from other spaces until the last two decades. Those for commodities still are seldom separated from those for the circulation of human beings.

Whereas a century ago stores, kitchen, laundry and mortuary were each a well separated building, they have been located in the basements of most hospital complexes for several decades. In tower and podium hospitals it has been convenient to tie basement supply and process centers in with vertical circulation elements as in the systems of Gordon Friesen (4). There are rare exceptions to the basement location for industrial processing techniques, and even Le Corbusier did not deviate from the conventional stratification for his Venice hospital (5), though the canal site might have suggested that it could be otherwise.

### Special (interstitial? associated?) spaces for industrial circulation techniques

Special spaces for accommodating circulation for what we have described as purveying systems are increasingly common. During the late fifties, suspended ceilings of five foot depth were not unusual, and it was obvious that if they were made just a little bit higher, and if a floor were put in, men carrying out maintenance and alteration work would be able to move around more comfortably and with far less inconvenience to all concerned. Further, the deep structural trusses which accommodate such working spaces also make possible wide column spacing. While these truss-like spaces became known as interstitial floors, we might better think of them not as merely filling in the interstices of the structure but as associated spaces.

From the Architectural Research Unit of the University City Science Center, Philadelphia, and the Department of Community Medicine and the Department of Medicine of the University of Pennsylvania. Supported in part by grants from the Sears-Roebuck Foundation and the U.S. Public Health Service (HM 00210), by funds of the Department of Community Medicine of the University of Pennsylvania, by aid from the University City Science Center and by private contributions.

This article, sequel to the one describing *Clinical Techniques Spaces* published in the *REC-ORD* for February, 1971, extends the periodical summaries of the work at the Architectural Research Unit of which Miss Clibbon is director. Reprints of the series from this and other journals can be obtained from Miss Clibbon at the Unit, UCSC, 340 Market Street, Philadelphia, Pennsylvania 19104.

One of the early examples built was the Salk Institute Laboratories, designed by Louis Kahn and completed in 1966. The horizontal associated spaces at the Salk Labs alternate with the floors they serve. In an earlier work finished in 1960, the Richards Medical Research Building, Kahn gave monumental expression to vertical associated spaces, but the principle was not extended to cover the horizontal runs of what they contained (7). Kahn's terminology for the two kinds of space are "served" and "servant" spaces and it may well prove the best, even if it has an unequalitarian ring.

Other variants of associated and/or interstitial spaces are described in References 6 through 16. In general, the contents of these spaces are the same as would occupy a suspended ceiling void, but in the San Diego VA Hospital (6, 11) the generation as well as the circulation of air handling systems is installed in the associated floors as relatively small decentralized packages. In the McMaster University building (6, 12),

the location of these packages is in associated vertical shafts.

To the authors' knowledge, the first horizontal associated space to be actually constructed in a hospital is that installed between the two principal floors at the Dominican Santa Cruz Hospital in California designed by Rex Allen (13 and RECORD October, 1968). Somewhat similar, but more clearly organized with the top courtyarded floor comprising the entire PFS is his hospital at Madera, California (14). In partnership with Hugh Stubbins, he is responsible for the master planning of the phased replacement of Boston City Hospital, a complex which contains a high-rise building with "systems floors" each serving one floor above and one below (15).

The clear height of horizontal associated spaces published so far range from about five to nine feet. A sectional perspective of the San Diego VA Hospital shows a central boarded and handrailed walkway in the associated floor (which has

a 6 ft-10 in. height), the rest of the floor being gridded with a suspended ceiling having a slight change in levels beneath. If the drawing is to be believed (and it may have been beefed up for the purposes of presentation), there is such a plethora of ducts and tubes filling up the rest of the space that it is difficult to imagine how any man, unless he were transformed into a caterpillar, could writhe his way over these contents.

It is one thing to work in confined places and to be able to straighten up whenever desired; it is another to have to find one's way over a distance of perhaps 100 feet through a maze of ducts, pipes and Vierendeel trusses to a staircase, before being able to do so. The additional foot or so required for a comfortable ceiling height would allow conduit and small pipes to be suspended from it leaving personnel free to concentrate on negotiating the principal ducts and structural members in the space.

### Critical height of spaces served by associated floors

A very important issue regarding associated floors is the kind of spaces they serve. Blumenkranz (10) thought of these spaces as "undifferentiated", meaning space which could accommodate any activity one might expect to find in a health care facility, presumably with certain exceptions. The section through the McMaster building shows the interruption of what Blumenkranz calls the "sandwich" by an auditorium. If such exceptions are accepted, why should all the rest of the space be the same? In order to have adequate space to operate x-ray units over the patient in surgery, even if partly housed in the associated floor, or for TV cameras to relay pictures of the operating procedures, we may need twelve feet. Yet for patients' rooms, a less lofty scale is preferable.

If part of the ceiling is dropped, what does this do to the servicing and adaptability of the associated floor? If it has an overall grid floor, how are the maintenance men going to get at a panel several feet below the grid? If we alter the levels of the grid and provide steps up and down for the maintenance men, the flexibility of the whole concept will have been seriously compromised. Raising and lowering the plane is not really feasible on a temporary basis where the grid is bracing the structure. Trusses are another snag.

At Greenwich, "a constant finished floor to finished ceiling height of 9 ft (2.7m) is maintained, but in some places, e.g. in theaters and x-ray rooms, the height will be increased" (16). But it is precisely over these spaces that the use of the horizontal associated spaces for the most complex installations and their maintenance will be the greatest.

The spatial constraints of a building with associated (interstitial) floors are far greater than those with suspended ceilings,

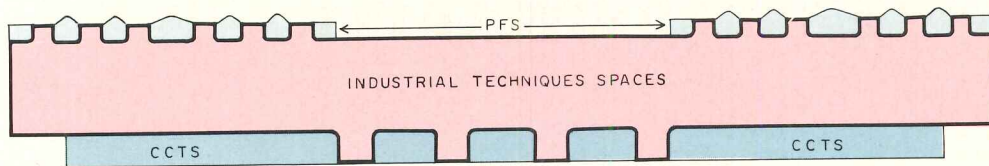
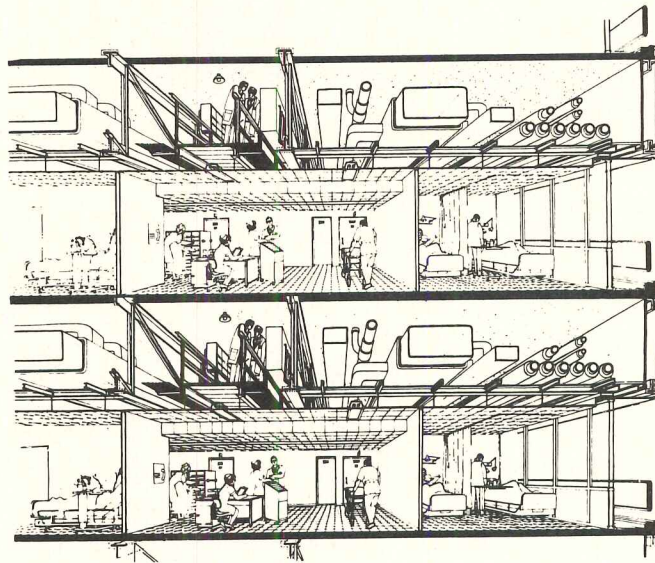
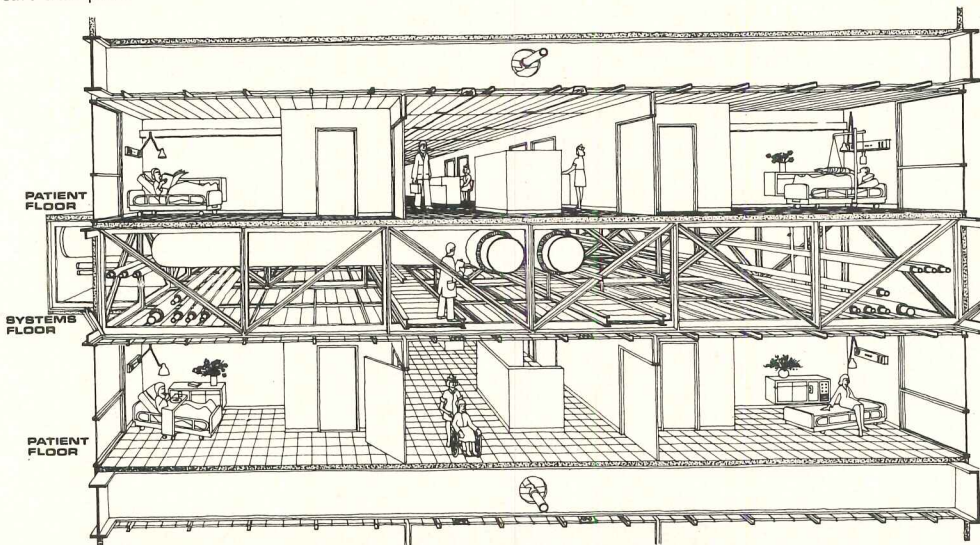


Fig. 1. (above) The sandwich of three major space systems which form the core of the hospital has at the top the courtyarded Patient Fostering Spaces (PFS) and at the bottom the Consolidated Clinical Techniques Spaces (CCTS). The central layer, which is the ITS, reaches into the spaces it serves by means of the terminals, forming a horizontally and vertically contiguous whole.



The interstitial spaces at the VA hospital in San Diego (right) by Charles Luckman Associates.

Boston City Hospital (below) by the Hugh Stubbins/Rex Allen Partnership has space for cart transport.



and much greater care is required in their planning. If we organize the building in such a way as to avoid such conflicts, the bailiwick principle must be jettisoned.

### Vertical connections to associated floors

Once over the brief euphoria of conceiving an associated floor, one is faced with the nasty problem of how to get out of it what one has bottled up inside it. The solution to these problems has not been made very clear in much of the literature we have covered.

In one project (9) two solid reinforced concrete slabs are shown sandwiching the associated floor. The placing of anemostats and other mechanical outlets would therefore be extremely constricted and permanent, and the very adaptability which was the point of the whole design nullified.

In a suspended ceiling, panels containing lights and air inlets and outlets may be moved, or each panel in a building designed on a sizable modular grid may be evenly supplied with quantities of air and lighting, sprinklers and so on, so that it does not matter where partitions are placed, provided they conform to the module.

Throughout a concrete slab, it is possible to cast a regular pattern of orifices at the center of each module and to introduce supplies through such sleeves, but to make them large enough to accommodate what is needed for changes in space occupancy (which might require much higher volumes of air or more varieties of supplies), does not leave much of the concrete slab intact. A structural grid with removable fireproof panels seems a better idea. Santa Cruz, Madera and Boston City Hospital have, in effect, super suspended ceilings which can be serviced from inside. The fragility of the lower horizontal surface presents problems with water leaks, and there are fire-spread and acoustical problems. Presumably, the supply up occurs at preselected vertical positions.

We have been thinking so far only in terms of air handling and lighting. But what about water and gas supplies? Power? Communications leads? Pneumatic tubes? All of these are, of course, easily accommodated in horizontal associated spaces. At Boston City Hospital a proposed overhead monorail cart system is to be accommodated also. But what about the vertical connections for all these major systems?

If we organize them into an overall pattern of neat vertical ducts, why are we going to so much trouble to create columnless spaces, involving Vierendeel trusses, which largely justified the "interstitial" floors in the first place? Stalactites and stalagmites which are partial vertical ducts would leave us with the justification intact, but they can limit our floor arrangements just as much as columns, if they are as permanent. Though nonstructural, ducts require awkward holes in the floor. If ducts are to be movable they are best arranged

as part of a removable floor panel system which will allow a variety of duct sizes almost anywhere we want within reason.

### Perspective on investment in requirements of future ITS

If the most sophisticated commodity handling devices were to be installed throughout an entire hospital, it is likely that a great deal of them would hardly be used. But because of the need to adapt to changes, it would be advantageous to design the building so that the needed capacities can be achieved. The maintenance and repair work on some automated systems,




Fig. 2. One of the many possible patternings of terminals, shown in gray, for the PFS level. These are octagonal in shape within an octagon and square module. Like the four solid squares representing the vertical circulation cores, they are permanent. The overall space shown is of city block size with a large central courtyard.

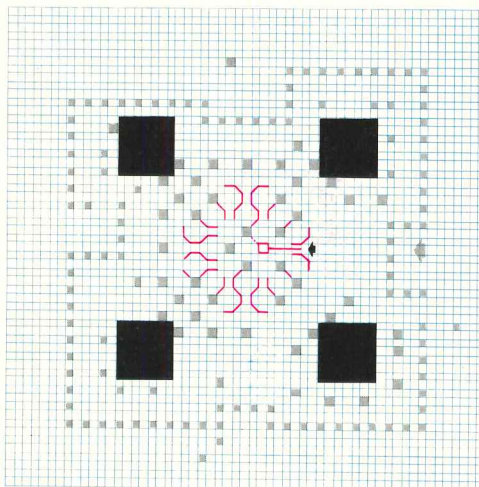


Fig. 3. A transitory patterning of terminals, shown in gray, for the CCTS level. The same vertical circulation cores can be seen as on the PFS floor. The edge of the building above is indicated by the dotted line. The edge of the space itself coincides with it only when expansion of the CCTS is almost complete. The x and y dimensions we used for the CCTS grid shown are very approximately 5 feet and 7 feet respectively. Thus, terminals can be made of 5 foot and 7 foot squares and 5 foot by 7 foot rectangles, by removing the panels above them. The areas inside the fireproof duct enclosures, assembled from standard panels, are such that the 5 foot square is about half the area of the 7 foot square with the rectangular one of intermediate size. A patterning of terminals for a CCTS of average extent is shown, large ones in the center, a line of closely spaced small ones at the edge, a mixture between, and an occasional one beyond.

especially in the early stages of their development, is so great as to more than offset the benefits. A great deal of time must be consumed because of the difficulty of access to such equipment and in going from one point of access to another. If we arrange to have all vertical and horizontal runs of the various purveying systems in completely accessible spaces with their own internal circulation so that engineering personnel do not have to use a common circulation system, it will facilitate the engineering work and curtail the disturbance to those in the spaces served by these systems. Furthermore, if such spaces are generous enough, the work of replacing an old system with a new one, whether in part or as a whole, can be simplified. It is obvious that if such a system of associated spaces were designed, the circulation of these purveying systems could not be divorced from their generation, storage and processing components.

If the capacity for automated commodity handling were made available in a far more decentralized way, not only would time be saved in operating the building, but we would be able to focus on designing it much more for the real human traffic, having eliminated that part of it which is concerned with transporting things. Still, a rational balance of designing for both people and things is essential in buildings so technically organized.

### Volume of space required for industrial techniques in hospitals

In a typical tower and podium hospital of the sixties at least one third of the area, usually occupying half the podium, is devoted to industrial techniques. In 1963 (17), Clibbon rearranged cost data published by Blumberg in 1961 (18), to show that at that time industrial techniques were responsible for 53.5 per cent of all expenses in the short term hospitals studied. It is here that we can automate, not only to reduce the number of personnel, but also to provide a much higher quality of service to save the time of those who work directly with patients. The ITS take up about one-third of the floor area of a conventional hospital. If we think in terms of volume, the depth of false ceilings which must be taken into account converts this to at least half of the building volume for normal depth false ceilings. If horizontal associated spaces are used throughout at, say 45 per cent of the volume then the total of ITS is 63 per cent of the total building volume without counting vertical ducts, dumbwaiters, or conveyors, which make it even more.

Once we recognize that so much of a health care facility is not required directly for the fundamental purposes of the institution which involve the presence of patients, but that instead most of it is devoted to techniques which make these fundamental purposes possible, then we can approach the design in an entirely different way as a health care delivery problem.

## A new proposal for industrial techniques spaces

In accordance with our like-spaces approach, we arrived at three space systems for the core of a comprehensive health care facility, each of which is entirely different, but they are to some extent interdependent. The upper and lower space systems, the PFS and CCTS respectively, are locked together by the ITS at the center of the sandwich (Fig. 1).


In the uppermost space system, the PFS (1), there is a series of like cells, the patients' rooms, which will not change in size though the commodities, the substances and power, and the information we need to purvey to them may change or increase in scope. These particular cells are occupied continuously by patients throughout the day and night. They are residential. Light and a domestic scale are needed. In Fig. 2, the "terminals" through which commodities, substances and power, and information are purveyed, and which impinge on each cell, are located in a permanent pattern and incorporate the structure. They also incorporate the bathrooms of molded form; the access to their plumbing connections is from the space beneath, since there is no intermediate floor to obstruct it.

On a lower floor with side lighting for the outer waiting and reception spaces which are most in need of it, the other space system, the CCTS (2), is an answer to the need to accommodate a shifting pattern of different sets of cells, each set of different size and supply characteristics. It is a more elaborate system (Fig. 3). The structural grid which hold small standard removable fireproof and sound-insulated panels is of alternating x and y dimensions in both directions. It can be thought of as a very wide tartan. As the lowest plane of a space frame, no vertical supports other than the cores and columns at the edge of the building are necessary. It provides coverage for the entire floor area, with terminals of a reasonable range of size which have access from above for maintenance. These terminals, like those in the PFS spaces, also accommodate the purveying systems. The geometric relationship of the x and y dimensions of the grid is such that x is the side of a right angled isosceles triangle of which y is the hypotenuse. In the center of the inner sterile zone where the surgery and delivery facilities are (2), this allows the formation of the octagon and square layout.

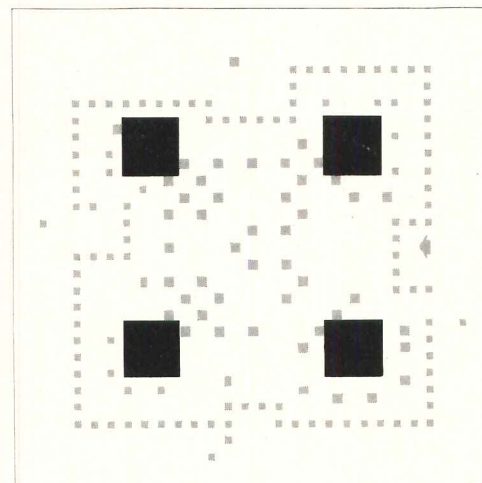
In the central sterile zone, there is a need for many large terminals; and in the diaphragm of consulting rooms there is need for a regular pattern of what looks like a necklace of small terminals. The intermediate size of terminal is convenient for the toilets. Techniques in the intermediate zone between the sterile zone and the diaphragm have their own special needs for one or more of the three sizes of terminals. Even in the surrounding waiting area an odd terminal is needed occasionally to service one

or more special facilities such as the snack bar. Fig. 4 a, b and c, showing three phases of expansion, illustrates how the terminals form patterns of kind and density, each characteristic of groups of techniques as institutional needs change, terminals are shifted and patterns can change or expand, and replace those in neighboring spaces.


Figure 5 (height exaggerated) illustrates the inside of our Industrial Techniques Spaces (ITS), a multi-level factory with tentacles (the terminals), reaching into the spaces where the fundamental techniques involving patients are carried out (the PFS above and the CCTS below). There one is



4a



4b



4c

Fig. 4. In (a), (b) and (c) the patterns of terminals reflect three phases of growth of the CCTS.

always within a short distance of a suitable terminal, through which the commodities, substances and power and information processed within the ITS are dispensed.

A completely contiguous system with its own internal circulation independent of the rest of the building, the ITS is an engineer's workshop, and in it there are many specialties of engineering logically patterned and identified for contiguity: electronic engineers for the data processing and physiological monitoring equipment, or for building surveillance equipment; others for the control of various processes, mechanical and electrical engineers whose responsibilities are the substances and power and commodity handling systems, and the sanitary engineers who keep the whole place clean. For in it there are no dusty ducts, no hidden unlit spaces, nowhere for insects and vermin to make a home undisturbed. The entire working innards are exposed and easily accessible by personnel for maintenance, cleaning and replacement, both vertically and horizontally. All "interface" equipment such as plumbing fixtures are arranged so that access to traps is directly from this area. Interface equipment such as oscilloscopes are built into panels so that they can be easily removed and replaced from this area when faulty.

While the distance between the PFS and CCTS floors in the ITS example shown in Fig. 5 could be about 54 feet (this ITS being about 42 feet over-all) they would be only one stop apart on the elevators plying between the two. Since each core would contain batteries of elevators and since new hospitals are now normally supplied with 100 per cent standby power, elevators could be relied upon and used more creatively in the design of the building, rather than serving merely as floor-to-floor substitutes for stairs. There is, of course, a vertical correspondence between surgical beds and the surgical suite and between obstetrical beds and the delivery suite. Once having got rid of the idea that these floors must be vertically adjacent (and in a tower of nursing units only the lowest can be, in any case) then one can free the intervening space from height restriction for ITS.

Although there must be many ways of organizing this ITS, the proposal shown in Fig. 5 will be discussed in more detail. Within the space we show three levels, the lowest (Fig. 6f) called "user down" is for servicing the CCTS. Above it is the processing floor (Fig. 6d) and, at the top, the level referred to as "user up" (Fig. 6a) which is for servicing the PFS. The last two floors do not extend to the edges of the space, resulting in a slot of at least five or six feet all around.

In the center of the whole space, suspended above the processing level, is the giant vending machine which is for commodity storage (Fig. 6b and c). The colored rectangles between the vertical circulation cores represent racks of commodities which are sloped down to the inner edge. Those

colored in light red are small enough for the pneumatic tube system. The various divisions of the upper rectangle are for items requiring storage under special environmental conditions. Two grades of refrigeration are shown intersecting with two levels of humidity and an explosion-proof section. There is also a light-excluded section. The rest is unconstrained.

When a commodity is retrieved from the system, the item of this kind which has been in storage longest will be the closest to the inner edge. It will be carried on the inner or exit conveyor around to the exit point and under the racks to either the up or down conveyor, depending on whether its destination is a PFS or a CCTS terminal. Items for emergency use are stored closest to the end of the line. The lower coded line below the inner conveyor is for pneumatic tube items. When an item is returned, it travels via the upper conveyor and enters the racks from the outer edge. As there is no emergency in returning items, there is no separate pneumatic tube entry. Because items are returned to the upper edge a proper chronological sequence of use is maintained. Arrows are used to delineate the path of a commodity exit and return.

Fig. 6d and e shows the main processing floor. A horizontal ring conveyor connects all processes arranged each side of it and links them with the vertical conveyors. Just below the vertical conveyors to the left is the receiving and breakout of supplies and on the outer and inner edges are shown—in pink—sorting, food preparation, fodder preparation, washing and drying, ironing and folding, sterilizing, drug dispensing, specimen processing, and document processing. These are the broad divisions; and there are many subsidiary ones.

In the center is shown a space called "consolidated animal experimenting." This is in many respects the equivalent of the CCTS for patients. In the same way, "animal tending," as we call it, shown on the outer edge, is the equivalent of the PFS. Where there is extensive use of animals, an entire parallel facility could be created with upper and lower levels, equivalent to PFS and CCTS respectively for humans, with the ITS continuing between, as an alternative to integration with industrial techniques. In orange is shown radioactive materials handling, waste disposal, water, air, gas and power processing.

The circulation of a reprocessed item is shown as bypass on the perspective. A piece of linen, say, descends from the PFS level through the down vertical conveyor, travels on the horizontal conveyor to the fabric washing, drying, and ironing section, is returned to the horizontal conveyor for storage in the vending machine by means of the up conveyor.

The slot between the edge of the floor and the outer wall accommodates the ducts, pipes and conduits of the substances and power system the processing elements of which just mentioned, are on the outer

edge. There is plenty of room for these runs to cross each other horizontally, vertically, and diagonally. In front of them there is a suspended cradle system, like that used for cleaning the face of the building, so that the whole is readily accessible for repair and alteration. Those areas in plan surrounded by walls with extensions that cross the slot do so in order to satisfy atmospheric constraints which dictate isolation from the other techniques because they are either dangerous or unpleasant, and where adjacency to an outside wall is necessary, they only interrupt the slot for one story.

The user-down level shown in Fig. 6f is the level above CCTS and below the processing floor. It accommodates the horizontal elements of commodity handling, substances and power purveying, and information handling systems. Because the CCTS must be column free, this floor also accommodates its structure (not shown here). The vertical structural supports are arranged over a regular pattern of large terminal panels regardless of whether the space beneath is open or being used as a terminal. The user-up level shown in Fig. 6a is suspended from the PFS floor which, with its fixed terminals, is designed as a space frame (or the two floors could be considered a double layer space frame). Ducts, pipes and conduits rise from the slot and cross the floor leading up to the terminals above in the floor of the PFS, which is the ceiling of

the ITS, extending the width of the building. Alternate aisles for equipment and for access can be arranged so that an alternative to automatic monorail or conveyor delivery systems for commodities could be a powered (fork or platform lift) vehicle delivery system on both "user" levels, or a combination of these systems to be used for both routine and emergency supply.

Each patient station would be coded, depending on its current occupancy, for a routine inventory of supplies according to category. (The selection for an obstetrical patient will obviously be different from that for a pediatric or psychiatric patient). An exchange cabinet system (or restocked cabinet system somewhat similar to the Nurserver) might be used such that replacements are made daily or when a change of occupancy occurs. The cabinet may also have a section for routine supplies required for the patient as an individual and it may be lowered at any time for the insertion of a new pack into this section. One of the advantages of stocking from a separate space below is that the routine work does not have to take place at night when the noise may disturb patients.

Cabinets may also be used for delivery of emergency items. Small items will travel by pneumatic tube, with a separate drop into a locked receptacle for items such as narcotics which must only be administered by authorized personnel. Reusable and

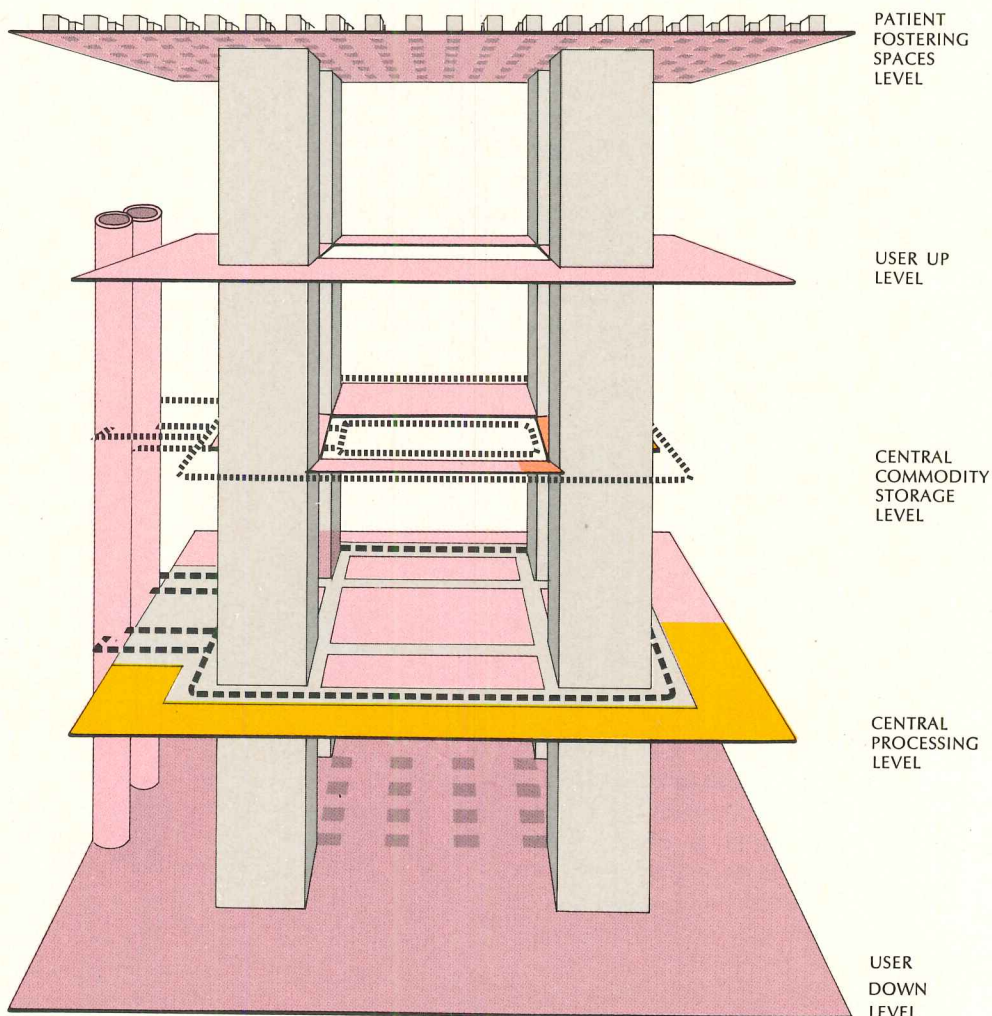


Fig. 5. Exploded perspective. See caption top opposite.



processable items and garbage may be handled by means of a hatch which, when open, spreads a plastic bag from a continuous roll. After the contents are inserted and the hatch closed, the bag is automatically sealed and is impressed by push button with an identification indicating whether it is reusable or garbage and whether it is radiation-contaminated. Awkward commodities the accommodation of which would unnecessarily complicate the design of the commodity handling system, such as extra large items or ones that are unsafe (like radioactive materials) can be personally delivered to the nursing centers.

A section of what has been described is shown in Fig. 7a and b. The purple space in the center below the courtyard of the PFS contains the data processing techniques, including monitoring systems. It is symbolically the brain of the facility and the center of the information handling system. Terminals rising from the user-down level conveniently supply the experimental processing techniques and consolidated animal experimenting techniques spaces in the center of the processing floor which are rather remote from the ring conveyor.

Some of these spaces such as animal operating rooms may be duplicates of those below and require the same kinds of supplies. The ceiling of those spaces provides a floor for servicing the underside of the data processing floor one story higher up.

Fig. 5. (opposite below). In this vertically expanded perspective of the ITS space, the exterior walls have been omitted. The terminals for the PFS level are shown to scale; they are identical, and for simplicity are shown on a simple grid and of square section. The openings for those at the CCTS level are shown for simplicity as several large black squares on a regular grid in the central area. The vertical elements joining these two floors, i.e. the circulation cores shown in gray and the vertical conveyors to the left shown in pink have been grossly exaggerated for the purposes of seeing the floors simultaneously.

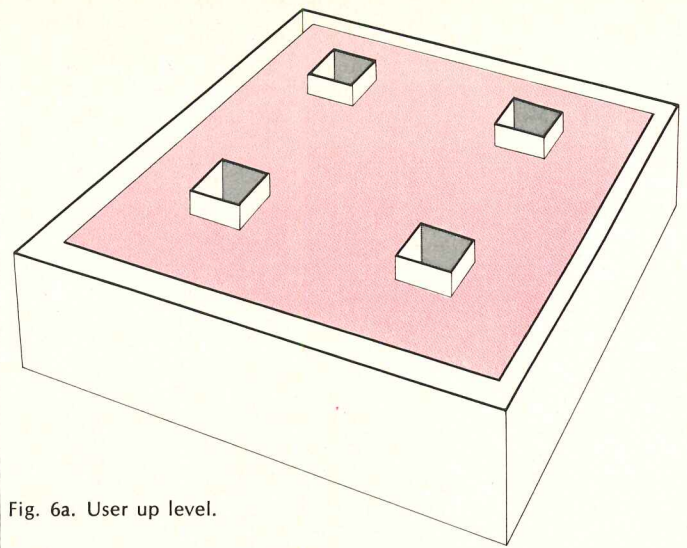


Fig. 6a. User up level.

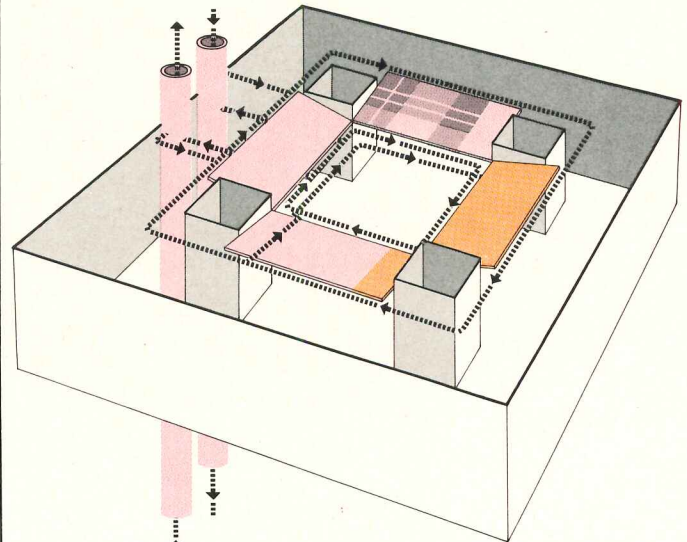


Fig. 6c. Commodity store.

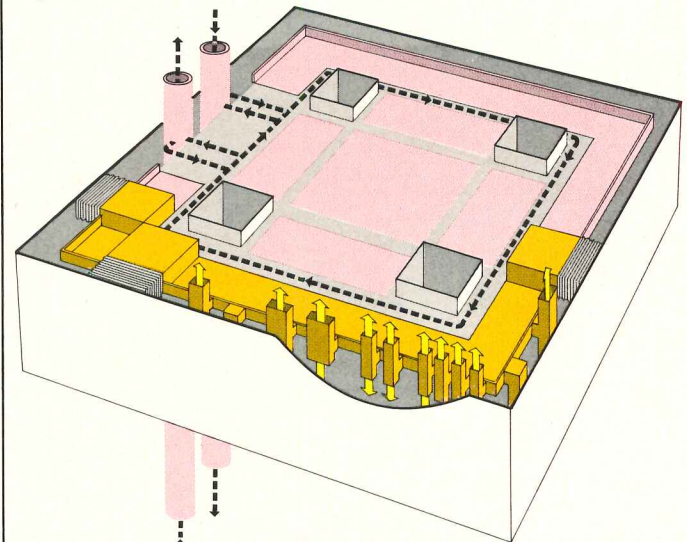


Fig. 6e. Processing level.

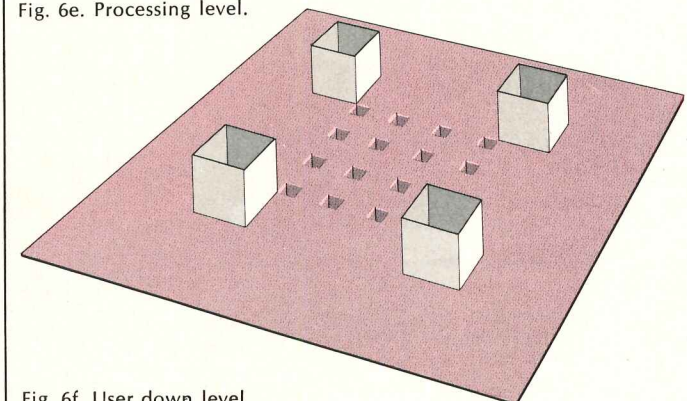


Fig. 6f. User down level.

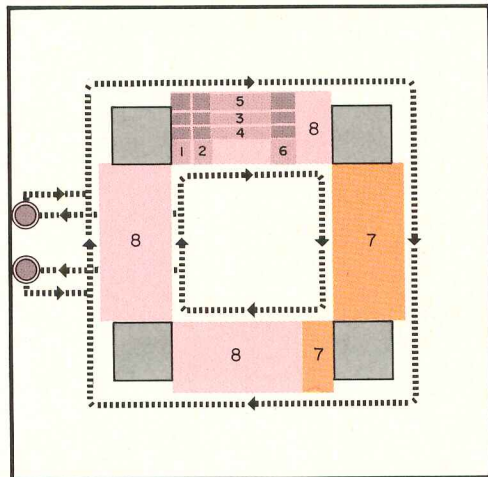


Fig. 6b. Commodity store.

1. Temp., controlled area below 32 degrees F
2. Temp. controlled area 32 degrees F—60 degrees F
3. Humidity controlled area 80 per cent—85 per cent
4. Humidity controlled area 85 per cent—90 per cent
5. Explosion proof area
6. Light excluded area
7. Pneumatic tube commodity storage
8. Unconstrained storage

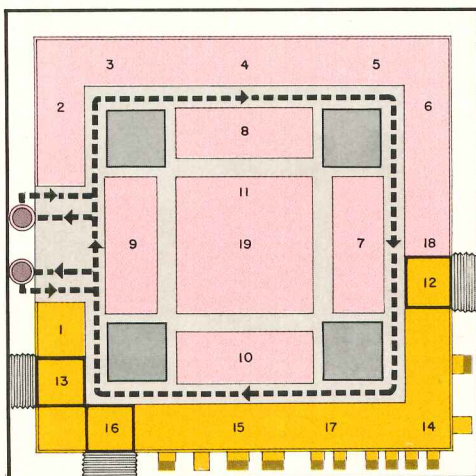


Fig. 6d. Processing level.

1. Receiving & Breakdown
2. Sorting
3. Food preparation
4. Fodder preparation
5. Washing & drying
6. Ironing & folding
7. Sterilizing
8. Drug dispensing
9. Specimen processing
10. Document processing
11. Experimental processes
12. Radioactive materials
13. Waste disposal
14. Liquid processing
15. Air processing
16. Gas processing
17. Power processing
18. Animal tending
19. Animal experimenting

The enlarged drawing of half the space shows in coded linear form the circulation of substances and power, commodities, and information.

An alternative section is shown in Fig. 8. The commodity storage rack is shown sloping in the reverse direction with its outer edge synchronized with the processing supply conveyor. Horizontal relationships may be developed between storage and processing of kinds of commodities. For a community hospital the outer rim beyond the processing conveyor would be adequate in area for all processing and the commodity storage rack area would be sufficient. In eliminating one level as this scheme does, the central experimental processes and consolidated animal experimenting techniques spaces in substantial form are forfeited, but they are only needed for more elaborate medical center institutions where research requiring these techniques is more important. For ease of maintenance, the underside of the vending rack would be immediately accessible from the user-down level. In both these schemes the runs of ducts, pipes and conduits will be shorter than would be where there are three main floors, one each for PFS, CCTS and ITS in conventional descending sequence, each provided with an associated floor, one of which would be on top. In the denser, more compact ITS space

we propose, there would be only two sets of horizontal runs instead of three.

There must be many different ways of developing the ITS space. Designers will be able to approach this problem without the constraints on spaces and systems associated with conventional hospital design. They can give full rein to their inventiveness in developing the most efficient plant for the job—and then adapt it as new commodity handling equipment becomes available. Hopefully, substantial reductions in the number of personnel required to operate the facility would result, and the time of personnel who deal directly with patients would be made more efficiently available.

**References**

1. Clibbon, Sheila, and Sachs, Marvin L. Health Care Facilities: An Alternative to Bailiwick Planning in Patient Fostering Spaces. *The New Physician*, June 1969, v. 18, p. 462-71.
2. Clibbon, Sheila, and Sachs, Marvin L. Consolidated Clinical Techniques Spaces. *Architectural Record*, Feb. 1971, v. 149, p. 105-112.
3. Clibbon, Sheila, and Sachs, Marvin L. Like-spaces versus Bailiwick Approches to the Design of Health Care Facilities. *Health Services Research*, Fall 1970, v. 5, p. 172-185.
4. Friesen's Progress: Look! No Nursing Station. *Canadian Hospital*, March 1964, 4 pps.
5. De La Fuente, G. The Venice Hospital Project

- of Le Corbusier. *Architecture at Rice* #23, 1968.
6. Can We Keep Hospitals From Dying? *Progressive Architecture*, Feb. 1969, p. 122-27.
7. Banham, Reyner. *The Architecture of the Well-tempered Environment*. London. The Architectural Press, 1969.
8. Greenwich District General Hospital. *Official Architecture and Planning*. Nov. 1964, p. 1349-1353.
9. Medical Facilities: Nursing Home Criteria based on Patient's Needs. *Architectural Record*, April 1964, v. 135, p. 183-188.
10. Blumenkranz, Joseph. Planning Medical Care Facilities: Present Trends and Future Possibilities. *American Journal of Public Health*, Oct. 1966, v. 56, p. 1684-1694.
11. DeArmas Emile. VA Plans For the Future. *AIA Journal*, April 1970, p. 40-44.
12. Health Sciences Center, McMaster University. *World Hospitals*, 1970, v. 6, p. 34-38.
13. How to Cut Costs on Two Floors by Building a Third One. *Modern Hospital*, March 1968, p. 99.
14. Moran, Arthur C. and Drevel, Richard A. Modules to Grow On. *Hospitals*, Feb. 1, 1970, v. 44, p. 98-103.
15. Boston City Hospital. *Architectural Record*, May 1970, v. 147, p. 119-124.
16. Building Study: District Hospital at Greenwich. *Architects' Journal*, Nov. 26, 1969, p. 1369-1386.
17. Clibbon, Sheila. Architectural Implications of Information Handling Methods for Hospitals: Paper presented at the Fifth Annual Conference on Graduate Medical Education of the Graduate School of Medicine, University of Pennsylvania, 1963.
18. Blumberg, Mark S. Hospital Automation: The Needs and the Prospects. *Hospitals*, 35: Aug. 1, 1961, p. 34 e.s.

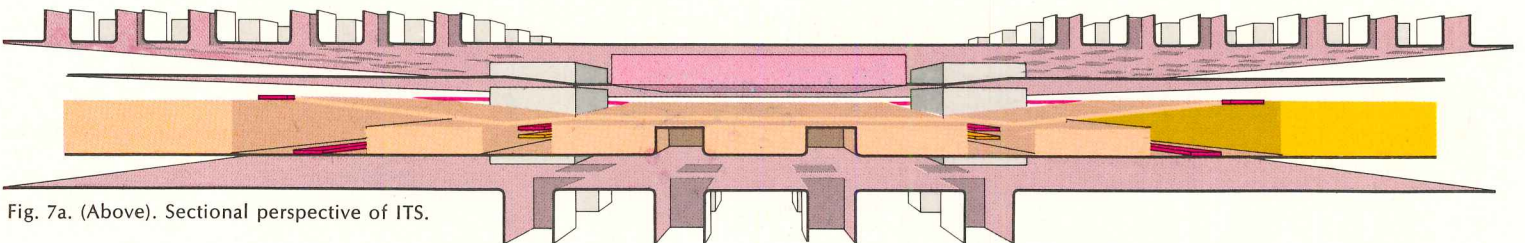


Fig. 7a. (Above). Sectional perspective of ITS.

Fig. 7b. (Below). Enlargement of half of Fig. 7a showing distribution systems.

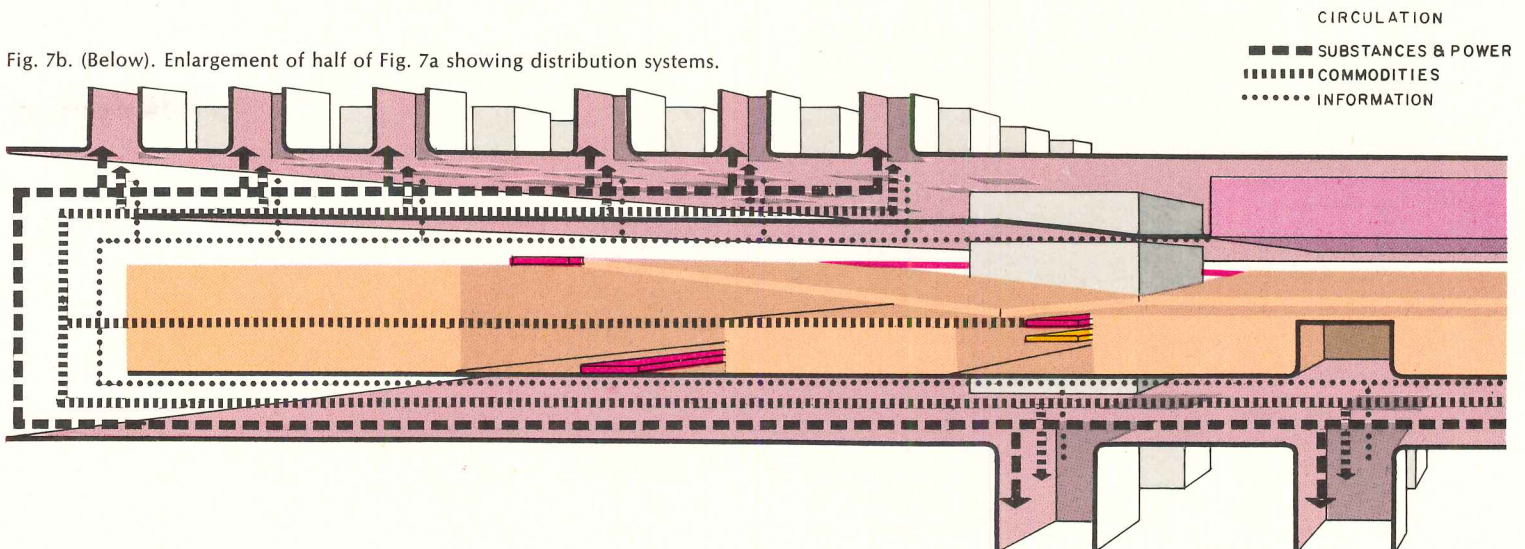
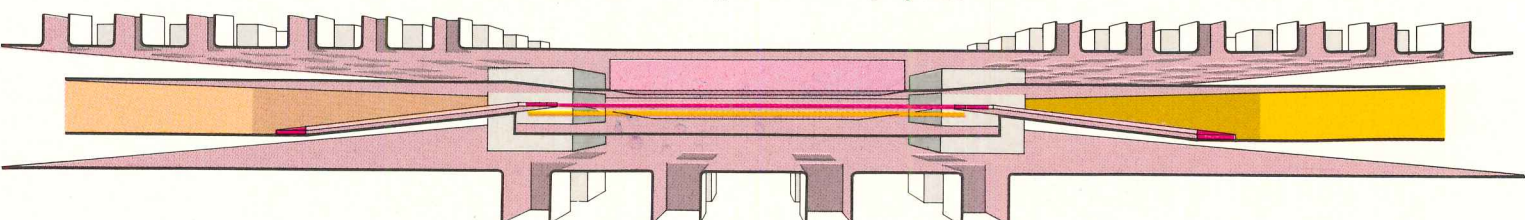


Fig. 8. (Below). A less elaborate alternative to Fig. 7, requiring less height. It would be more suitable for a straightforward hospital than a full medical center with large educational programs.



There are more problems today with curtain walls than there ought to be. Rain gets through, occasionally glass is broken, and, more rarely, curtain wall panels are torn off by wind.

Because the modern curtain wall has existed for 20 years or more, one might presume that all the problems have been solved. Not so! Granted that much knowledge has been acquired, and that new materials have proliferated. But cost pressures have forced manufacturers to fabricate products that are closer and closer to minimum safety factors, with little margin for contingencies—such as if service conditions turn out to be more severe than those stipulated in the criteria.

The answer lies in architects being able to pin down performance requirements more precisely and more thoroughly. And, they must have available to them the technical expertise for evaluating manufacturers' designs, proposals and costs. Because of this need, independent curtain wall consultants have begun to emerge. Some architects who do a lot of custom curtain wall work may find it advisable to develop in-house expertise in some areas of curtain wall design and technical evaluation.

What the architect should recognize is that owners are becoming more and more aware of curtain wall problems, and they will find means to prevent them, if no one else does. It will be better for everyone if the architect understands why curtain wall problems exist and takes steps to prevent them through carefully prepared specifications, competent evaluation of proposals, and knowledgeable inspection of work in the field.

## Solving today's curtain wall problems

Curtain wall specifications often are poorly written today. One of the reasons for this is that many architects derive much of their specification content from industry standards and manufacturers' information without understanding as much as they should about the basis for this material and its limits. This becomes even more important as performance specifications are used more frequently.

In using performance specifications, the architect needs to be very specific about performance criteria in both qualitative and quantitative terms. It is no substitute to rely, instead, heavily on manufacturers' guarantees—for example, including in the general conditions section a broad statement such as, "This building shall remain watertight for five years, and the manufacturer shall make all repairs that are necessary." While such a statement may seem to provide protection by fixing responsibility, all is for naught if the building leaks—the owner is unhappy, the architect is in trouble, the manufacturer is in trouble, and the occupant is in trouble. A guarantee doesn't help if the architect has not tied down performance criteria carefully, and the manufacturer does not understand fully the environmental conditions to which the wall will be subjected. And if performance requirements are not pinned down, what one manufacturer feels is acceptable may not be the same as another manufacturer's concept. Obviously, responsible manufacturers want to avoid a malfunctioning system because repair costs can be tremendous—at times almost prohibitive.



Once a tight set of performance criteria has been developed, every effort should be bent toward defining the system in mechanical terms, with a system that meets those criteria being described in as complete and clear detail as possible. For example, in a good performance specification, allowable wall erection tolerance, expansion tolerances, and deflections will be pinned down. Deflection will not be given merely as, say, 1/175 of the span, but as the maximum allowable in inches; the maximum operating temperature range will be given, etc. In other words, the spec-

ification relates a specific curtain wall to a specific structure. Further, erection procedures need to be spelled out. A properly written performance specification provides an equitable basis for bidding for manufacturers of similar quality levels. In the past some specifications have restricted bidding by being too proprietary. If, for example, the joinery is defined too specifically, this could favor one manufacturer to the exclusion of others, even though it might not matter whether a window is screwed together, welded, or mortised and tenoned, if it performs structurally and weatherwise, and meets appearance requirements.

### Quality varies depending upon the type of client and the architect's approach

Obviously, the building owner has the responsibility in establishing the level of quality he wants in a building—speculative building vs. owner-built building. Some owners, particularly developers of speculative buildings may want to accept a certain amount of maintenance on a curtain wall rather than paying more money for a better one. It is possible that the owner might want the flexibility of having alternate glazing systems for bidding. If this be the case, the architect should represent the entire range from top to bottom that is acceptable, and these alternates should be developed by the architect, not the manufacturer. The architect should define minimum level of performance in mechanical terms. Then the situation wouldn't arise in which the architect designs a "Cadillac" and the owner goes out and buys a "Ford." The owner thought he was buying a "Cadillac," because all the systems looked the same.

With prestigious buildings, an architect may prefer to fully detail the custom curtain wall and glazing systems, provided that he has had the experience and has knowledgeable personnel available to him to carry through. He needs to be certain of his performance criteria and needs to be sure how they can be answered. While this approach limits the options available to the supplier, it means that most likely the architect should have no "surprises" with respect to performance.



### The functional integrity of a curtain wall is as important as its architectural expression

The first step toward getting a curtain wall that works is the preparation of a set of highly developed performance criteria. Then the system needs to be described in mechanical terms (i.e., type of anchorages, weep system, thickness of glass, etc.) in as complete and clear detail as is possible.



The architect's in-house costs are high the first time he uses a new approach—buted glass for example. It may not always involve new technology, but development of criteria can take time.

The office of I. M. Pei & Partners, with Michael Flynn heading up the curtain-wall group, spent 18 months in the research and production of the curtain-wall design for the John Hancock Building in Boston. For field inspection, the office utilizes personnel from the staff that has been involved with the design drawings and working drawings. Because they have been involved with the development of the curtain wall, they are knowledgeable about what to look for in the field; and, of course, they have the best interests of the job at heart. Further, to help ensure good field performance, the Pei office investigates what the building practices are in the locale of the building—e.g., what types of glazing systems the contractors do well.

### Prequalification of bidders makes it more likely that proposals are comparable

There are advantages to all parties in prequalifying manufacturers who have equivalent capabilities for a certain type of building in a certain location. These manufacturers might be asked to submit proposal drawings along with detailed information and calculations. The architect, then, will know not only the price, but what the manufacturer plans to produce. The advantage to manufacturers is they are competing with their peers. Obviously prequalification will only work if all the manufacturers really do have equivalent competence and capability. If this is not adhered to and other companies are let in, brand "X" may fall far below others; then manufacturers "A," "B," and "C" may put in only token bids because they know

they cannot meet brand "X's" price. The architect should keep in mind that some manufacturers are not able to provide the same quality in different locations of the country, but, say one quality in New York, another in Chicago, and still another on the West Coast because of different manufacturing facilities, different staffs, etc.

### Standards are not a bench-mark of quality because they are based on minimum levels

Because a great many of the standards in the curtain-wall field are developed by manufacturers' trade organizations, they are, perforce, minimum standards. While they say that most products should try to achieve higher levels, cost pressures force maximum quality down to minimum standards. Example: manufacturer "A" has a window that falls within a given classification of a standard, and is at the top end of the spectrum. Manufacturer "B's" window has lesser capabilities, but still falls within the same classification; obviously manufacturer "A" is not competitive.

Some standards are deficient because the tests that are used are geared to laboratory application, rather than being equated to field use, and correlation is not made between the two.

Architects should realize also that some standards cover test methods only and do not indicate quality levels. For example, if performance levels are alluded to in an ASTM specification, these are given to indicate application of the standard and are not performance parameters; the user must specify whatever performance level he feels is necessary for the building he is designing.

Architects and engineers need to have standards clarified so that they understand their basis and intent of use. That such clarification is needed is obvious in that




often specifications are found to be comprised largely of excerpts pulled out from various standards; they may even have been paraphrased and interchanged in such a manner that they make no sense at all. They are used, despite lack of understanding, undoubtedly because the person who prepares the specification feels this offers a certain degree of protection.

Further, some standards are used in curtain wall specifications that were never intended to be applied to large, high-rise buildings that experience the more severe weather conditions. Independent consultants such as L. J. Heitmann of St. Louis state that, in general, all standards need to be upgraded. It is entirely possible today for, say, half a dozen manufacturers to comply with a given test, but the performance levels of their products may be totally different, while in theory they are all equal. Heitmann says the architect should realize that for many of his designs, he cannot accept the minimum levels called for today. Undoubtedly, too, manufacturers would like to see better standards, particularly if they helped everybody to compete on the same basis.

Some existing standards, on the other hand, serve their purpose satisfactorily; standards on finishes are an example. But in this category there is not the chance for ambiguity that there is with techniques of joining, fabrication and assembly—all of which affect performance levels as well as costs.

### The technical expertise for design and costing exists; question is how to get it

When an architectural firm is large enough, and they do enough of the same kinds of buildings, they can develop in-house expertise, but they have to be able to move their expert from job to job in order to



### The level of performance that the curtain wall should achieve must be established by the architect

Obviously, there will be a range of quality levels for curtain walls in a variety of buildings. The desired level must be decided between owner and architect. In control of quality via the specification, the architect should understand the intent, implications and applicability of standards.

afford him. A specialist can get involved in the preliminaries—setting standards, the pace of the job, etc. Doubtless there is very little that the office of Emery Roth & Sons doesn't know about making a curtain wall effective. Irving Gershon of that office starts out assuming that the curtain wall may leak someplace, and that means are necessary for trapping water and re-directing it to the outside: gutters, weep holes, baffles to keep wind from blowing in.

Smaller offices, obviously have to depend more upon outside sources for technical expertise.

The 25-man office of Bower & Fradley, architects in Philadelphia, has found it advantageous to bring in an outside curtain wall consultant. First of all, their experience is that in the last five years or so, manufacturers have not been able to spend as much time as formerly in working out curtain wall problems. Further, they find that an outside consultant can save in-office time and help make sure the specification is more precise. For example, architects find it difficult to keep up with sealant technology; specifying color range has to be precise to get the results the architect and his client want.

What kinds of services can a curtain wall consultant provide? L. Russell Buczkowski of Peter Corsell Associates, Inc. of New York reports that their involvement with the architect often begins with design conception, and is followed by development of performance criteria; definition of the mechanical systems involved (anchorage, glazing system, etc.); developing methods of analyzing and testing wall systems; reviewing proposed systems and advising on the acceptability and cost value of the proposed system. Once the contract is awarded and a system is defined, the firm reviews it with regard to structural and

mechanical aspects and water-leakage control. Periodically they inspect fabrication at the manufacturer's plant, spot-checking for color control, fabrication tolerances, shop fabricating techniques such as welding and sealing. One of the functions of the consultant is to protect the owner on costs—to see that he gets what he pays for and within the scope of what the architect has defined.

The way curtain wall contracts are negotiated these days, Buczkowski says, it is critical that those doing the negotiating for the owner and evaluating proposals by suppliers be completely aware of the technical aspects of the systems so that lines can be drawn beyond which no compromises will be made, so as to ensure the proper level of quality. Further, some means of evaluating pricing should be available to the owner so that he gets an equitable price. An example might be when a supplier wants to, for example, substitute lighter extrusions for the wall, but provide additional anchorages—obviously such change needs to be evaluated both technically and cost-wise.

Another curtain-wall consultant L. Jack Heitmann Jr. of the St. Louis consulting engineering firm of L. H. Antoine & Associates offers many years of experience as head of technical services for a major curtain wall manufacturer. His firm's services include: 1) selection of suppliers; 2) preparation of specifications and general scope drawings (asking for proposals drawings with bids that show evidence of meeting specifications); 3) critiquing bids and awarding contracts; 4) supervision of mock-up testing, 5) field inspection and testing (e.g., testing for leakage with a hose).

Testing for the structural integrity of glass and curtain wall assemblies is one of the functions provided by another consult-

ing engineering firm—Wiss, Janney & Elstner of Chicago (North Plains, Illinois). They have, for example, tested large, reflective double-glazed units for solar load followed by sudden chilling.

Building Materials Research Institute of New York gained a lot of early experience in sealants with curtain wall and glazing applications. Early on, much of their work dealt with investigating failures, but now more is new work involving, in part, field quality control aspects.

Full-scale mock-up tests, including the simulation of wind-driven rain, are performed by Construction Research Laboratory in Miami, headed by A. A. Sakhnovsky.

### Mock-up testing has its place, but the similitude to reality must be considered

How well does the mock-up test relate to actual conditions? That is the big question. Are you testing what you are going to see erected in the field; and are you testing in a manner indicative of the exposure you are going to have? In many cases the tests are limited in terms of the size of the mock-up and the exposure criteria that determine the tests. For example, consultants say, differential wind load tests about the center line of the spandrel are very seldom run to determine whether there is any rotation about the anchors or undue deflection of members caused by unsymmetrical loading. Further, there are high negative loadings on some areas of buildings—as a result, some spandrel panels and column covers have been lost.

Further, testing may be curtailed on a mock-up if, for example, a light of glass breaks due to damage in installation, and only the positive wind loading has been completed, but not the negative. In such a case, the anchorages have not been tested for negative loading.

Not too much emphasis can be put on the point that what is shown in shop drawing and what is erected in the building may or may not be the same. A fabricator may change an extrusion or an anchorage—not grossly, but perhaps in some important details. Granted that the manufacturer accepts the responsibility for the structural integrity of the curtain wall if he is guaranteeing it according to performance specifications, but the architect is not free of difficulties, particularly if there is a failure.

**So what needs to be done to upgrade the end product—buildings?**

First of all there needs to be more compre-

hensive and careful definition of the technical areas involved in the design and fabrication of curtain walls—by owner, architect, manufacturer. The field needs to be more clearly understood in an over-all sense by the people who buy the product. The true basis for negotiating a curtain wall contract needs to be understood from a technical aspect. And finally, the architect needs to have a thorough enough acquaintance with the technical aspects of curtain wall design and construction, and to have the right kind of technical support, so that a properly working curtain wall system can be designed and constructed that is within the owner's budget.

**Procedure that a large architectural firm uses to control strength of glass**

Fazlur R. Kahn, partner and chief structural engineer of Skidmore, Owings & Merrill, Chicago lists three steps the firm takes in designing and checking the glass installation:

**Step I:**

1. Check the local code. Is it realistic in terms of statistical analysis of winds according to weather records (50-100 year recurrence velocity; profile up to 1000 ft)?

2. If the building is an average, rectangular one, use judgment for assigning pressure coefficients for corner zones and the interior zones of building faces. Zone the building for every 100 ft of height.

3. Use a safety factor of 2 and 100-yr recurrence wind. Pressure equals velocity<sup>2</sup> × 0.00256 × shape factor × gust factor<sup>2</sup>. (PPG literature says the minimum shape factor for a building is 1.25, but that in some cases, values as high as 5 may be appropriate for certain areas of a building.) If code values are higher, then they supersede.

4. If the building shape is unusual, or if over 50 stories, or if the site situation is unusual (e.g., tunnel effect), the engineers recommend that a wind tunnel test be em-

ployed. Pressures are checked every 5 degrees for all 360 degrees.



**Step II:**

Run a full-scale mock-up test of an assembly with mullions and glass simulating actual building details and glazing details. Glass is selected on the basis of a safety factor of 2. The assembly is said to pass if it withstands 1.5 times design load (obviously, the frame cannot be infinitely stiff). Gaskets, if used, are checked for possible roll-off: bite, neoprene hardness, width of gasket (are any of these insufficient?). How is the bite with metal stops? Stiffness of mullions is important. Deflection equal to 1/175, per se, is meaningless; amount permissible will be dependent upon size and shape of glass light, proportions and exact details of stops.

**Step III:**

Review shop drawings. Make field measurements and reports—tolerances, opening sizes, squareness of frames. Make visual observations of glass. (For example on the Sears building in Chicago, glass is to be checked as follows: 1st typical floor, 50 per cent; 3rd typical floor, 50 per cent; remaining typical floors, 5 per cent.)

The provision of quality-control measures—or the lack of them—can greatly affect performance of curtain-wall systems. Testing at an independent laboratory to the effectiveness of a curtain wall against wind-driven rain is shown below, left. When erection quality is not specified, or is not checked adequately in the field, conditions can result as shown below, right—an opening badly out of square.





# Remote electrical lockout, selective by-pass, and the

## *Sargent Maximum Security System:*

# restrict-a-key™

This new concept in access control provides a practical solution to security problems involving perimeter doors, vital record storage areas, computer rooms, communications centers, or any other high security areas.

Built upon the Sargent Maximum Security System, with its proprietary keying, pick-resistant cylinders and full key control, the No. 4500 Restrict-A-Key Series offers mechanical security with a remote electrical lockout capability, and selective by-pass of this remote lockout. As required, the instantaneous lockout of all keys in the system can be achieved by the turn of a switch in the central control station or other remote location. Or, activation of a by-pass switch enables owners of a special master key to override the electrical lockout and still retain access to an area. A third level lockout totally secures the restricted area.

In this way, areas may be secured from persons working beyond a given time frame, while supervisory personnel retain access to these same areas. Complete lockout also may be achieved in yet another time period against all comers, or in the case of a security crisis.

*For full details, fill out coupon.*

 **SARGENT®**

A complete line of advanced architectural hardware

Sargent & Company, 100 Sargent Drive, New Haven, Conn. 06509.

Please send me full information on Restrict-a-Key

NAME \_\_\_\_\_ TITLE \_\_\_\_\_

COMPANY \_\_\_\_\_

STREET \_\_\_\_\_

CITY \_\_\_\_\_ STATE \_\_\_\_\_ ZIP \_\_\_\_\_

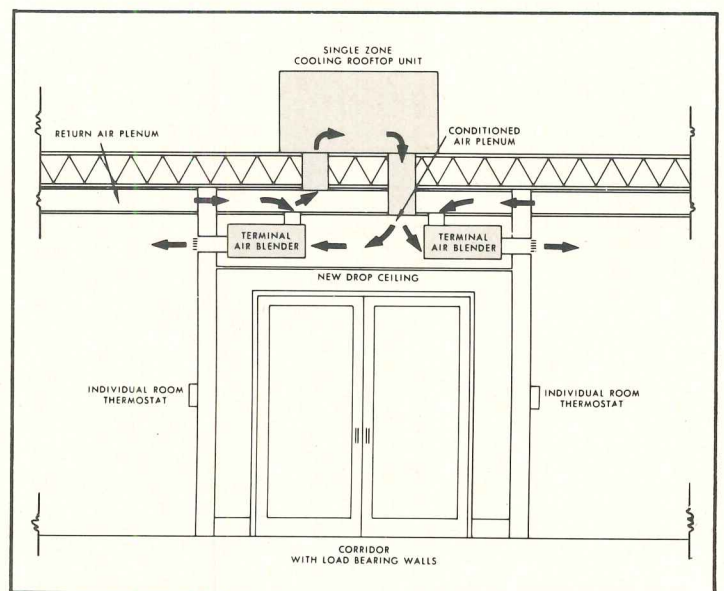
*For more data, circle 57 on inquiry card*

# Simple, low cost solution to the problem of air conditioning existing buildings

## The new Trane Terminal Air Blender System.

TRANE's new Terminal Air Blender System solves the problem of how to add quality air conditioning at low cost to existing buildings. It typically offers the lowest first cost, except for individual residential window units, of any other system.

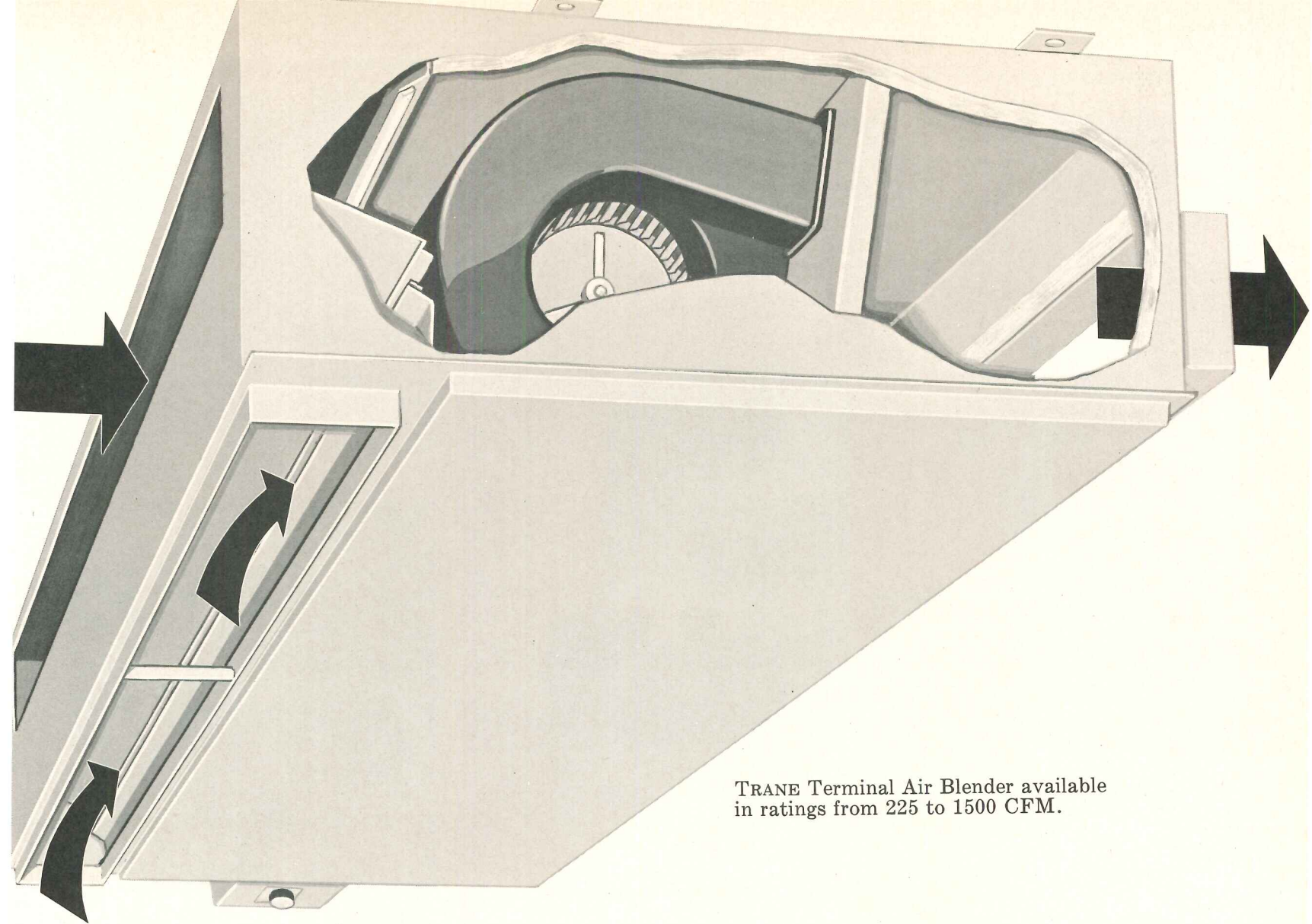
The Terminal Air Blender System provides individual room control comparable to a sophisticated dual duct system, without expensive piping and ductwork. Its unique feature is that it is installed in a corridor with a drop ceiling and uses the space above the new ceiling for the conditioned air. A single zone rooftop air conditioner is usually the most convenient and economical source of cooling, although TRANE can provide whatever cooling equipment is most applicable for a particular building.



### The system.

The Terminal Air Blender draws cold conditioned air from the space above the drop ceiling, and mixes this with warmer return air from the room. It then discharges the mixture at the right temperature to achieve the room conditions required by the individual room thermostat. The system can be used with any existing heating systems.





TRANE Terminal Air Blender available in ratings from 225 to 1500 CFM.

### Low first cost.

The space provided by the corridor drop ceiling—which is often included in renovation plans—eliminates the need for the long runs of sheet metal ductwork or plumbing (chilled water piping and condensate drains) usually required for individual room units. And if a rooftop cooling unit is used, a separate equipment room is not required. These features lead to significant cost savings in remodeling projects.

### Low maintenance costs.

Maintenance costs are minimal because there are no filters to clean in the individual units—conditioned air is filtered at the source. There are no complex control systems to cause problems, no water pipes to freeze, no valves to replace, no drain pans to clean. And because the Terminal Air Blenders are concealed above the ceiling, tampering or vandalism is not a problem.

### Long-term reliability.

The TRANE Terminal Air Blender is designed for institutional duty and constructed of heavy gauge steel, to provide long operating life with excellent

day-in, day-out reliability. Another feature of the system is low sound levels due to acoustic insulation and quiet fans.

### TRANE...the single source.


This latest addition to the TRANE product line is a further demonstration of the way TRANE provides one-source supply and service for almost any environmental system. TRANE'S nationwide network of local sales offices is staffed by graduate engineers qualified to assist in both application and specification for all types of systems. Expert backup service is just as readily available—in fact, TRANE is ready to meet *all* your air conditioning and heating needs.

For all further information on the new Terminal Air Blender System, call your local TRANE sales office or write: The TRANE Company, La Crosse, Wisconsin 54601.

**TRANE**<sup>®</sup>  
AIR CONDITIONING

# PRODUCT REPORTS

For more information circle item numbers on Readers Service Inquiry Card, pages 219-220





**CORRUGATED FIBERBOARD FURNITURE** / Color and over-all strength are similar to that of wood. The material is easy to work with, lightweight, and less expensive than wood. The structure of the material lends itself to a variety of bent and curved furniture shapes which rock,

contract, or spring back. Other advantages include high sound absorbency, durability and easy maintenance. Designer is Los Angeles architect Frank Gehry. ■ Kairalla Agency, New York City.

Circle 300 on inquiry card

**LUMINOUS CEILING** / Designed to match the solar glass colors of modern interiors, non-modular ceiling features an extruded aluminum support system completely screened from view by the louver modules. ■ Integrated Ceilings, Inc., Los Angeles.

Circle 301 on inquiry card




**CONCRETE FORMULATION** / Faircrete is the name of a range of concretes which, when wet, combine zero slump and high workability, permitting surfaces to be worked into a virtually limitless variety of designs and textures. Previously such surfaces had to be incorporated at high cost in the mold in which concrete elements were cast. Special finishing machines developed for use with Faircrete concretes make

possible the production of a wide range of applied patterns at low cost. Finishes may also be produced by hand with simple tools, and by other techniques.

Other advantages include freedom from bleeding and an unusually high resistance to atmospheric staining. ■ Laing Construction Services Inc., Greenwich, Conn.

Circle 302 on inquiry card



**ACRYLIC DOMES** / Transparent Plexiglas acrylic plastic domes are available in a variety of transparent gray or bronze tints which control heat transmittance and glare. Formed panels, most of which are dome shapes, provide rigidity and are capable of resisting wind and snow loads in large spans. Domes are lightweight and offer high impact resistance. ■ Rohm and Haas Co., Philadelphia.

Circle 303 on inquiry card

more products on page 146



Mark 2028, fully compatible with standard construction methods. The new dimension in gas fireplacing. Exclusive 30" wide firebox fits into standard recess between studs. Requires only 13" minimum depth. Allows complete framing before installation.



Dramatic wall-hung Mark 5880. Here's the exciting look in gas fireplacing. Cantilevered base, raised hearth and gradually receding hood add contemporary flair. Trimmed in satin-finish stainless steel. Primed, ready for painting.

## Discover the latest in Heatilator gas fireplacing simplified


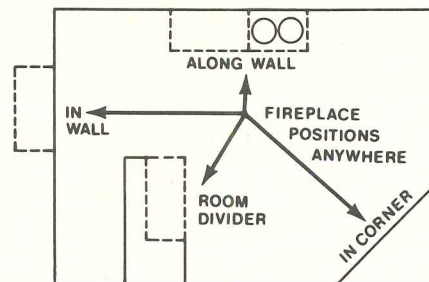
Simplified installation—built-in or wall-mounted fireplaces; low initial cost; extra rental profits and a strong competitive edge on rental and sales appeal. You give your clients all these advantages when you include Heatilator factory-built gas fireplacing in your plans.

**Fast, easy installation.** Install Heatilator gas fireplaces anywhere in any room. Set directly on a wooden floor or platform, against combustible wall materials—no masonry needed. Uses standard B-vent. Burner pilot is self-generating—does not connect to building electrical system. Natural or L.P. gas. A.G.A. design certified and tested.

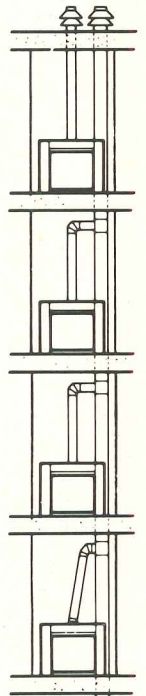
**Unlimited decorating options.** Built-in models self-trim and require no additional finishing. However, decorative surround may be painted or concealed with brick, stone, glass, marble, etc. Wall-mounted model is a prime-coated for painting any color.

**Renters now paying premium rent**—up to \$15 more per month for real fireplacing. Your prospects will appreciate the convenient pushbutton control, the charm of realistic Oak logs and flame, the clean, carefree gas operation.

**Send for FREE Heatilator Architectural File.** Write Heatilator Fireplace, A Division of Vega Industries, Inc., 3362 W. Saunders St., Mt. Pleasant, Iowa 52641. (Also available in Canada).



Increased visual impact. Screen extension packages available to extend screen width from the standard 28" size to 38", 48" or 60".



Uses standard B-vent for single or multi-level arrangements.

**heatilator**<sup>®</sup>  
AMERICA'S LEADING FIREPLACE SYSTEMS

For more data, circle 59 on inquiry card

continued from page 140

**ELECTRONIC INSECT CONTROL UNIT** / Designed to clear a quarter acre, unit emits 15 watts of filtered ultraviolet light which attracts flying insects, which, as they strike the grid, are electrocuted and disintegrate, leaving no residue to clean up. Unit is said to kill from 50- to 70,000 insect pests per hour. Other features include long-lasting electrical components, a grounded power cord, weatherproof aluminum hood and a fuse protected transformer. ■ Klenatron Co., Inc., Boxford, Mass.

Circle 304 on inquiry card

**BLOWER-POWERED MIXING BOXES** / Units are designed to provide zone temperature control at a constant volume with a minimum amount of ductwork in buildings served by a central, single-zone unit. They are designed to work well with all central units, whether they be rooftop packaged units or a split system using blower-coils connected to remote condensing units. They are ideal for adding cooling to existing commercial buildings using heating systems not conducive to add-on cooling. The mixing boxes are available in four sizes. ■ Lennox Industries Inc., Marshalltown, Iowa.

Circle 305 on inquiry card

**SUB-FLOOR SYSTEM** / The company's floor-decking panels for commercial and residential applications are said to provide a rugged sub-floor, acoustically-rated noise control, a resilient carpeting underlayment and weatherproof insulation with termite, rot and fungi protection. ■ Homasote Co., West Trenton, N.J.

Circle 306 on inquiry card

**AUTOMATED CART LIFT SYSTEM** / Hospital meals and supplies can be distributed faster with this system. An attendant leaves carts at lift entrances, presses floor indicator button to car's destination, and lift arrives, loads cart and unloads it at destination floor, all automatically. ■ Otis Elevator Co., New York City.

Circle 307 on inquiry card

**PASSENGER SHELTER** / Prefabricated unit is assembled on site. Shatterproof panels give a clear view of all sides of the shelter. The framework comes in a wide range of colors, and the roof is available in any design. Shelters need no foundations and are easily relocated. Units may be ordered with bullet-proof windows and built-in seats. ■ Melrose Displays, Inc., Passaic, N.J.

Circle 308 on inquiry card

**WORK STATION** / Semi-enclosures are composed of free-standing, acoustically controlled panels, hanging shelves with dividers, flipper door storage cabinets and work surfaces with file drawers that can be easily arranged for efficient usage, and free-standing tables. Panels, hanging components, and work surfaces are available in a wide variety of sizes, colors and finishes. ■ Modern Partitions, Inc., Holland, Mich.

Circle 309 on inquiry card

**INSULATED WALL SYSTEM** / Construction consists of an exterior steel panel, gypsum soundboard, and a layer of fiberglass. Interior surface can be any material specified. Panel dimensions are said to be extremely flexible to accommodate all types of plans. An adjustable joint speeds construction by allowing for reasonable tolerances in joining the panels, while assuring a flush fit with the interior finish. ■ Pascoe Steel Corp., Pomona, Calif.

Circle 310 on inquiry card

more products on page 168

# Window Replacement Is A Complicated Problem... The NUPRIME SPECIALIST Has A Simple Solution.



Every building has characteristics that can complicate window replacement. Season-all's NUPRIME SPECIALIST will study problems unique to your particular building and solve them simply—while satisfying your budget requirements.

Maintaining original building design is important when renovating an older building. Our NUPRIME SPECIALIST makes sure new windows blend esthetically with existing architectural design. None of the building's quaintness and charm need be lost because of new windows. To prove it, our professionals

will supervise a free sample installation giving you the opportunity to see NUPRIME windows actually installed in your building.

Working with contract engineers and architects, our NUPRIME SPECIALIST can modify and customize the windows to meet strict job specifications. And, he sees to it that the work is completed without greatly disrupting your daily routine.

Our NUPRIME aluminum replacement window is a great product—let our NUPRIME SPECIALIST work with you.

**season-all**  
**NUPRIME**

Season-All Industries, Inc. Indiana, Pa. 15701  
412-463-3531



A672

For more data, circle 60 on inquiry card

# Bally belongs.

In mass feeding for active kids  
and on-the-go parents  
Bally Prefabs set the standard  
for Walk-In Refrigeration



Bally Walk-In Coolers and Freezers belong everywhere mass feeding takes place. They can be assembled in any size for indoor or outdoor use from standard panels insulated with four inches of foamed-in-place urethane, UL 25 low flame spread rated. Choice of stainless steel, aluminum or galvanized. Easy to enlarge . . . easy to relocate. Refrigeration systems from 35°F. cooling to minus 40°F. freezing. Subject to fast depreciation and investment tax credit. (Ask your accountant.) Write for 28-page book and urethane sample. **Bally Case and Cooler, Inc., Bally, Pennsylvania 19503.**



© 1972, ALL RIGHTS RESERVED.

ADDRESS ALL CORRESPONDENCE TO DEPT. AR-6

For more data, circle 61 on inquiry card

# Kawneer introduces

# Manual Balanced Entrances

**A versatile new entrance program  
that adds design flexibility to the practical  
benefits of the Balanced Door Principle**

## **Design options featuring exclusive 4½" frame depth**


Kawneer's Manual Balanced Aluminum Entrances provide design versatility for those jobs which require maximum door control without sacrificing ease of operation. Narrow, medium and wide door styles can be installed in a narrow 4½" as well as a standard 5½" depth framing system. Now you can specify a manual balanced door and still maintain consistent mullion depth throughout your design . . . whether the desired look is an extremely slim or monumental profile.

## **Engineered performance**

Each entrance is engineered for maximum strength and durability. Doors feature rugged dual-moment corner construction, self-aligning pivots with spring-cushion backstop, and adjustable pile weathering on all four sides. Frame joinery is specially engineered to withstand abusive traffic and heavy winds. Pivot nearer door center nearly equalizes wind and stack pressures on either side—so the door requires less force to be opened, less pressure to stay closed.


## **Economical installation**

Factory fabrication and assembly of the total entrance unit insures precise alignment of moving parts and quality workmanship throughout. Elimination of time-consuming and costly jobsite fabrication and assembly holds installation costs to a minimum.




## Design flexibility


The Manual Balanced Entrance Program allows choice of any of these three basic door types. Each can be combined with 1 $\frac{3}{4}$ " x 4 $\frac{1}{2}$ " standard framing for the slimmest appearance in the architectural aluminum industry. Or with 2 $\frac{3}{4}$ " x 5 $\frac{1}{2}$ " framing to achieve maximum structural qualities.



'190' Narrow Stile Door



'350' Medium Stile Door



'500' Wide Stile Door

### Concealed Overhead Closer

Adjustable closing and latching speeds and adjustable spring tension keep door operation consistently smooth.

### Rugged Dual-Moment Corner Construction

The combination of four sigma deep penetration welds plus mechanical fastening at all corners provides exceptional door strength.

### Adjustable Pile Weathering

A perfect fit can be obtained on all four sides of the door to assure maximum resistance to air and water infiltration under the most severe conditions.

### Hardware Options

Various designs and color combinations of push-pull hardware are available to complement the entrance design.

### Available in Permanodic® Hard Colors and Clear Finish

Entrances are available in hardcoat PERMANODIC® finishes of medium bronze, dark bronze, and black or in Alumilite clear finish. Extruded aluminum balance arms and pivots can be anodized to match the entrance finish. Stainless steel pivots and arms are optional.

### Balanced Pivoting Mechanism

Self-aligning pivots at all points of rotation and a spring-cushion backstop insure years of trouble-free operation.

**KAWNEER**  
ARCHITECTURAL PRODUCTS

**AMAX**  
ALUMINUM

1105 North Front Street  
Niles, Michigan 49120

For more data, circle 62 on inquiry card

# Is "reliability" just a tired old word?

**Not when applied to our multizone rooftop units.** We use the word "reliability" with a great deal of pride and an above average degree of confidence because we have worked hard to build that important quality into our multizone HVAC rooftop systems. The result is that the owner gets dependable comfort, low fuel and power consumption, and absolute minimum maintenance. The architect and engineer keep satisfied clients. And the installer has fewer call-backs.

Here are some of the tangible ways in which you can measure the reliability you get when you specify Modine rooftop units.

**Dual heating, dual cooling assure steady performance**  
Our larger, most popular units have two independent heating systems and two independent cooling systems.

Under normal weather conditions one system handles the heating or cooling requirements. When extremes occur, the second heating or cooling system also goes to work—automatically.

In either case, the second system acts as an emergency back-up should the first system become inoperative.

During mild weather, the occupants normally notice no difference in comfort. In extremely cold weather, the dual heating system guards against building freeze up. During very hot weather, the dual cooling system provides protection against total loss of occupant comfort.

**Designed to last the useful life of the building.**

Leaks in rooftop units can cause extensive water damage to the building and its contents as well as to the unit itself. So our unit has a one-piece, leak-proof, seamless, fiberglass cover. It's rust-proof, too. Side panels are aluminum pre-finished with baked enamel for double protection. Panels snug up tightly to aluminum posts and are secured by special fasteners for easy removal and replacement. No screw holes to leak or rust.

The base of the unit contains gasket seals for further weather protection. From your roof to our roof, no steel is exposed to weather. So, regardless of your kind of climate, our rooftop units keep on performing at their peak, year after year.

Actually, there's a lot more to the Modine multizone rooftop story. Like for instance a big saving up to 50% in cooling costs, a 25% reduction in power cost, and "free heat" when the weather is mild. Send us the coupon and we'll send detailed information about any of the types of units listed.

Or we'll send our representative to explain the reliable facts that will help you make a "best-buy" heating/cooling decision.



**MODINE®**

Send detailed information on reliable Modine rooftop units made for: RT-11153

<input type="checkbox"/> electric heating	<input type="checkbox"/> gas heating/ electric cooling
<input type="checkbox"/> gas heating	<input type="checkbox"/> electric heating/cooling
<input type="checkbox"/> hot water heating	<input type="checkbox"/> hot water heating/ electric cooling
<input type="checkbox"/> electric cooling	

Have your representative arrange an appointment.


Name \_\_\_\_\_

Title \_\_\_\_\_ Firm \_\_\_\_\_

Street \_\_\_\_\_ City \_\_\_\_\_


State \_\_\_\_\_ Zip \_\_\_\_\_

Mail to: Modine, 1510 DeKoven Avenue, Racine, Wisconsin 53401



For more data, circle 63 on inquiry card





Cimmerian Leather, 773



Bronze Tableau, 797

# Dimensionals !

## Formica does them with feeling.

This is Formica '72 — a vintage year. And these are two of the exciting new dimensionals that help make it so. Run your fingers over Bronze Tableau. Feel the ripples and peaks of the rough-troweled texture. Observe how the highlights and shadows of the raised surface enhance the rich, variegated colorings. And Cimmerian Leather. Its dimensional "grain" gives off a soft, warm feeling that appeals to your sense of touch. Gives it a natural texture that enlivens the colors.


And the real beauty of it all is — when you specify one of our 13 exciting dimensionals — you're specifying a FORMICA® brand laminate that never needs refinishing — stays bright and new looking for years. Select from more than 130 Standard and Designer Collection colors, patterns and woodgrains.

Let it be a vintage year for you, too. Consult your Sweets Architectural File 6.14/Fo, or write us today for more information, Dept. AR-6.

**Leadership by design**




© 1972 Formica Corporation, Cincinnati, Ohio 45202, subsidiary of



laminated plastic

For more data, circle 64 on inquiry card

# From power plants



1.



New Reynolds Aluminum Building Products Plant near Columbus, Ohio is built with 60,000 sq. ft. of Reynolds 4"-Rib Siding. This 270,000 sq. ft. plant is the world's most modern aluminum building products facility, producing a complete line of Commercial and Residential Products.



2.

## American business builds big with Reynolds Aluminum Commercial Building Products.

And for good reason.

Construction costs are going up. Low-maintenance and economy have become more important than ever. Today is fast becoming the aluminum age, as more and more designers and builders turn to alumi-

num to answer their problems. And more specifically to Reynolds Aluminum Building Products. Aluminum products that are rugged, easy to handle and install. Products that cut maintenance costs. Stay beautiful for years with Reynolds Colorweld® finishes.

Reynolds Aluminum Building Products resist corrosion—without a trace of red rust. And they provide efficient thermal and light reflectivity.

Reynolds has a big line of Commercial Building Products. Big enough to handle big business from manufacturing plants to fast food outlets . . . race tracks

# to service stations...



3.



5.



6.



4.



7.

to power plants . . . paper mills to service stations and shopping centers. If it can be done with aluminum, we're doing it at Reynolds. And we're doing more and more of it every day.

Shown here are just a few of the thousands of buildings using Reynolds Aluminum Commercial Building Products. For the full story, write or call today for Reynolds "Products in Action" portfolio. Reynolds Metals Company, Architectural and Building Products Division, 325 West Touhy Avenue, Park Ridge, Illinois 60068 (312) 825-8811.

1. International Paper Company, Ticonderoga, N. Y.—400,000 sq. ft. Reynolds 4"-Rib Siding. 2. Kansas City Power & Light Co., Kansas City, Mo. 40,000 sq. ft. Reynolds 4"-Rib siding. 3. Calder Race Course, Miami, Florida—750,000 lbs. of Reynolds Aluminum Roofing, Siding, Track Rail & ReynoRail II. 4. General Electric Company, Wilmington, N.C.—600,000 sq. ft. of Reynolds Aluminum "V"-Beam Siding with white fluoropolymer finish. 5. Texaco, Inc.—Reynolds Aluminum Shingle-Shakes™ in Texaco Green Colorweld. 6. Kentucky Fried Chicken—Reynolds Aluminum Rustic Rib™, Shingle-Shakes™, Soffit & Fascia. 7. Shopping Center—Chicago, Illinois—Reynolds Aluminum Rustic Rib™, Soffit & Fascia.



**REYNOLDS**  
for better building products in  
**ALUMINUM**

# They told us robots would be riding one of our seven elevators at the new Franciscan Hospital...



No problem. Montgomery handles the unusual just as well as the usual. So besides the 6 Montgomery elevators that will be serving patients and personnel at the new Franciscan Hospital in Rock Island, Illinois a specialized Montgomery elevator is being installed for the exclusive use of a fleet of automatic delivery vehicles.

They're called AMSCARs. With built-in electronic guidance systems they can make their deliveries anywhere in the hospital... without human assistance.

They even take the elevator. Because of Montgomery's special engineering, AMSCAR will be able to call its own elevator, get into (and out-of) it easily, and signal it to the proper floor.

AMSCARs don't need expensive decor, but precision elevator operation they must have. Accurate stopping is essential... a misleveling of 1/4" could prevent AMSCAR from getting on or off the elevator. And the last thing hospital personnel have time for is searching out AMSCARs abandoned on wrong floors.

A close partnership was called for and that's what we came up with. The architect, Montgomery and Amsco combined forces to help this new hospital cut personnel costs... and we can do the same for you.

## montgomery<sup>®</sup>


### ELEVATORS/ESCALATORS POWER WALKS & RAMPS

Montgomery Elevator Company, Moline, Illinois 61265  
Montgomery Elevator Co. Limited, Toronto, Ontario  
Offices in Principal cities of North America



Architect: William F. Bernbrock & Associates  
General Contractor: C. Iber & Sons, Inc.

For more data, circle 65 on inquiry card



Credits  
Saint Catherine of Siena Convent, Racine, Wisconsin  
Architects: Barry & Kay, Inc., Chicago, Illinois  
General Contractor: Johnson & Henrickson, Racine, Wisconsin  
Panel Manufacturer: Hufschmidt Engineering Co., Sussex, Wisconsin

## Chapel's importance emphasized with precast white concrete panels.

Instructions to the architect were to design the Saint Catherine of Siena Convent with the chapel as the dominant element. And at a moderate cost.

To meet both directives, precast white concrete was selected. Precast chapel windows clearly proclaim the chapel's importance to the brick structure.

The Trinity White cement accentuates the quartz aggregate

used in the panels. The quartz was easily and economically exposed by use of a chemical retarder.

Precast flat panels accent the brick living areas, while unifying them with the chapel. The bell tower, in addition to its prominent screen panels, features a distinctive sculpture mounted on a flat precast panel.

Precast white concrete panels can make the architect's art a

practical reality. Consider precast for your design . . . and your client's budget.

For new ideas in architectural concrete using Trinity White and new Trinity Warmtone, write:

*Trinity White*

Creativity in Concrete

P.O. Box 324, Dallas, Texas 75221.



Owner: State of New Jersey  
Architects: Mahony & Zvosec, Princeton, N. J.,  
Kenneth De May of Sasaki, Dawson, De May & Assocs. Inc., Watertown, Mass.  
Gen. Contractor: Glenwall Construction Co., Hawthorne, N. J.  
Curtain Wall by Cupples Products, St. Louis, Mo.; glazing by American Paterson  
Glass Co., Paterson, N. J.

## We help Ramapo College change

As the wooded countryside around Ramapo College changes colors, so does Ramapo College. With Vari-Tran<sup>®</sup> reflective glass, the building shown here presents an ever-changing mural that depicts the varied hues of the four seasons. The mural changes each day, often each hour.


Ramapo College is located on a spacious, wooded tract in Mahwah, New Jersey, and it was the intention of the school officials and their architects to

preserve and even complement this environment as much as possible. To accomplish this end, Vari-Tran was selected.

By using Vari-Tran coated glass fabricated into Thermopane<sup>®</sup> insulating units, they achieved other ends. Since Vari-Tran reflects the sun's light and heat, less air conditioning equipment is needed to cool the building. And less energy is needed to run the air conditioning. In winter, Thermopane reduces heating bills because of its insulating properties.



## school colors every semester.



Now that Vari-Tran is available in 52 varieties of glass for buildings, it's even easier for architects to select a shade that can best reflect the environment they're designing for. Vari-Tran comes in gold, silver, grey, blue and bronze tones—plus new degrees of reflectivity, and shading coefficients. For the whole story, send for our new brochure, "Reach for a Rainbow." Libbey-Owens-Ford Company, Dept. R-672, Toledo, Ohio 43695.



### **L-O-F Hi-Performance Glass**

*For more data, circle 67 on inquiry card*



J. J. LAVALLEY  
J. J. La Valley Co.  
Painting Contractor  
Glenshaw, Pennsylvania

“Two of my men painted 8 two-bedroom apartments in one day with *Hide-A-Spray*”

Mr. LaValley had other good things to say about *Hide-A-Spray*™ High Build Interior Flat Latex Paint. Not only were his men able to do this job fast but *Hide-A-Spray* gave complete one coat coverage without priming, without ghosting. Taped, spackled and sanded drywall joints were invisible to the naked eye. On this particular job a Perlite aggregate was added to the *Hide-A-Spray* paint resulting in a finish that “looked like plaster.”

Another big plus for *Hide-A-Spray* is its competitive price. This, combined with its other outstanding features, provides a top quality airless spray paint system that saves time, money . . . and returns a hand-

some profit. In fact, Mr. LaValley was so pleased with the results that his future plans include *Hide-A-Spray* Interior Flat Latex on similar projects.

For additional information on *Hide-A-Spray*, write PPG Industries, One Gateway Center, 3W, Pittsburgh, Penna. 15222.

PPG: a Concern for the Future


**PITTSBURGH® PAINTS**



The Project:  
Westgate Village, 230 Units, Crafton-Ingram Section, Pittsburgh, Penna. Contractor/Builder: Mellon Stuart Company, Pittsburgh, Penna.



Taped and spackled joints and nail holes in this corner quickly disappear with one pass of airless sprayed *Hide-A-Spray* Interior Flat Latex Paint.



Mud and other construction grime wash off easily with a damp cloth.



After a touch up of *Hide-A-Spray*, accidental scrapes and scuffing from furniture or equipment movement quickly disappear.



For more data, circle 68 on inquiry card



# Smucker's® went name-dropping on Stevens Gulistan® Carpet of Herculon®...



## ...but couldn't make it stick.

Stevens Gulistan "Mainstay" carpet with pile of HERCULON\* met a mainstay from Smucker's. A big helping of their U.S. Grade "A" fancy grape jelly. But it was a very quick snack. Stevens carpet of HERCULON olefin fiber cleaned up quickly and easily. The stain resistance of HERCULON, coupled with uncommon resistance to abrasion and fading, gives you the perfect carpet for any commercial installation. Even a name like Smucker's couldn't make an impression on Stevens Gulistan

"Mainstay" carpet of HERCULON. But a name like "Mainstay" will make a beautiful impression on your clients.

For detailed information on HERCULON olefin fiber see Sweet's **S** Light Construction, Architectural and Interior Design files. Or, write Fibers Merchandising, Dept. 211. Hercules Incorporated, Wilmington, Delaware 19899 for free 24 page booklet.

## Specify carpet of Herculon® by Stevens Gulistan



HERCULES

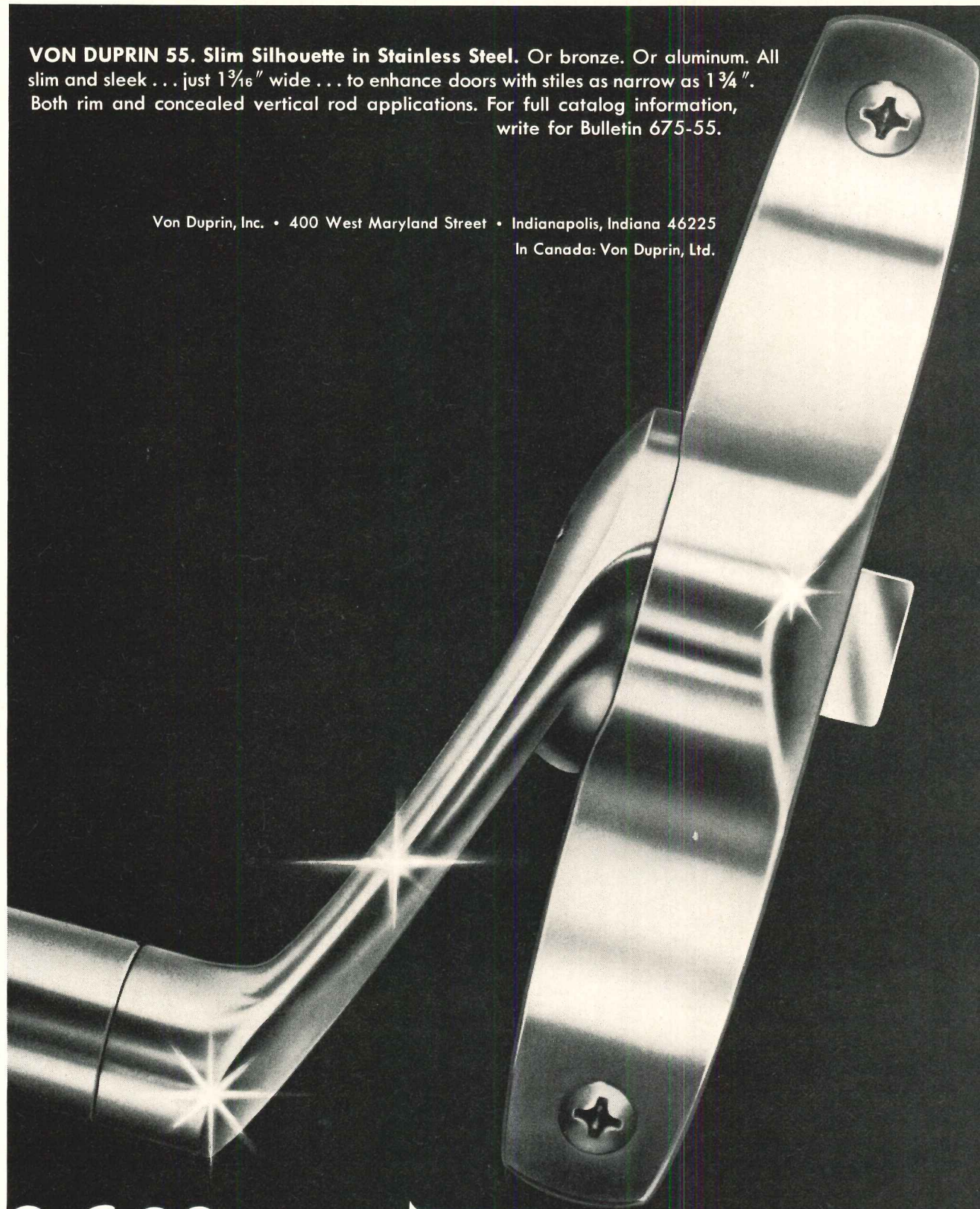
\*Hercules registered trademark.

Smucker's is a registered brand of the J. M. Smucker Company.

For more data, circle 69 on inquiry card

**VON DUPRIN 55. Slim Silhouette in Stainless Steel. Or bronze. Or aluminum. All slim and sleek . . . just 1<sup>3</sup>/<sub>16</sub>" wide . . . to enhance doors with stiles as narrow as 1<sup>3</sup>/<sub>4</sub>". Both rim and concealed vertical rod applications. For full catalog information, write for Bulletin 675-55.**

Von Duprin, Inc. • 400 West Maryland Street • Indianapolis, Indiana 46225  
In Canada: Von Duprin, Ltd.




**Von Duprin**®

*For more data, circle 70 on inquiry card*

# American Olean's ceramic tile System 100.

Redi-Set pregrouted ceramic tile sheets are uniformly grouted, perfectly aligned — for beautiful jobs every time. Only joints between sheets are grouted on the job, with the same grout we use in the system.

Flexible grout. Will bend and stretch with building movement.



Waterproof system  
for waterproof installations.  
Redi-Set goes up over almost any  
interior wall — concrete masonry, gypsum  
wallboard, even existing ceramic tile.

Easy-cleaning grout.  
Resists stains and  
mildew. Stays white.  
Cleans with a  
damp cloth.

Crystalline, Bright and Matte glazes. There are up to 16 Standard Grade tiles to a Redi-Set® sheet. With 4¼" x 4¼", 6" x 4¼" or 8½" x 4¼" tiles.

American Olean Tile Company, 1671 Cannon Ave., Lansdale, Pa. 19446.  
Send me literature.

Name \_\_\_\_\_  
Firm \_\_\_\_\_  
Street \_\_\_\_\_  
City \_\_\_\_\_ State \_\_\_\_\_ Zip \_\_\_\_\_

**American  
Olean**  
A Division of National Gypsum Company

**Redi-Set pregrouted tile. It's the natural thing to use.™**

For more data, circle 71 on inquiry card

**How do you shed  
new light on 500 years  
of European history?**



# "If you can stain it, we'll replace it."\*

That's quite a claim. And we'll back it up. In writing. Because our Knight Guard® Collection of wallcoverings is coated with DuPont Tedlar®, the invisible barrier that resists all stains. Not even silver nitrate, crayon, or lipstick can get through. Neither can iodine, ballpoint ink, or grease. Knight Guard. For hospitals, schools, apartments. Offices, hotels, motels. Restrooms, restaurants . . . any high traffic area. For new buildings or improving old ones. It even covers imperfections in walls. And Knight Guard is beautiful, too—no need to go drab and dreary. Select from a brilliant to subtle spectrum of colors in textures, woodgrains, leather lookalikes, and more. Knight Guard. Type I, Type II, Type III. From Columbus Coated Fabrics—the largest producer of wallcoverings in the industry—with the delivery, service, quality, selection, and local professional support only the leader can **KNIGHT GUARD**® give. Write for more information. We'll get you some Knight Guard to test.



COLUMBUS COATED FABRICS  
Division of Borden Chemical, Borden Inc.  
Columbus, Ohio 43216



For more data, circle 78 on inquiry card

Thinking about a waste collection system?

Thinking about a pneumatic waste collection system?

Think about:

**TRANS-VAC SYSTEMS**



designers of  
Pneumatic Transport & Waste  
Collection Systems for handling  
soiled linen or trash (or both).

**fast • efficient • sanitary**



WASTE COLLECTION POINT

- SHREDDER
- BALER
- COMPACTOR
- INCINERATOR



LAUNDRY COLLECTION POINT

Simplified Illustration

used in:

- **hospitals**  
Ideal for new hospital construction, major additions or renovations . . . or can also modify existing gravity chute systems for lateral transfer of material.
- **high-rise structures**  
Ideal for high-rise structures such as hotels, motels, large office buildings, apartment complexes, dormitories and institutions.
- **large recreational developments**  
Ideal for large recreational projects, amusement parks, sports complexes and stadiums.

Space saving TRANS-VAC Systems utilize idle wall and ceiling space for placement of chutes and conveyor pipes. Piping may also go above or below ground, over roof tops, along outside walls and into basement area. Separate collector hoppers located in laundry room and trash collection area automatically deposit loads of transported material on signal from central control panel.

TRANS-VAC Systems offer completely integrated systems for Pneumatic Transport, Shredding, and Waste Disposal — all fully automatic. Each system individually engineered and backed by 47 years experience in pneumatic conveying and waste disposal technology.

Write or phone Dept. AR for further information and/or design assistance. See our Catalog 10.28/TR in SWEET'S 1972 Architectural File.



Since 1925—Solving Difficult Problems for Industry

**TRANS-VAC SYSTEMS**


A Division of MONTGOMERY INDUSTRIES INTERNATIONAL  
2017 THELMA ST. • P.O. BOX 3687 • JACKSONVILLE, FLORIDA 32206  
TELEX 56292 PHONE 904-355-5671

For more data, circle 79 on inquiry card

PRODUCT REPORTS

continued from page 146

**PENTHOUSE CLIMATE CHANGER** / Product is



designed to meet the demand for a completely weathertight central station air handler that can be roof-mounted and used for cooling and/or heating, ventilating and filtering. ■ The Trane Co., LaCrosse, Wis.

Circle 311 on inquiry card

**AIR-SUPPORTED FABRIC ROOFING** / Structure

is held up entirely by air with only the sides of the roof secured to end walls for anchoring. Air used to inflate and sustain the fabric roofing is provided by conventional air blowers. ■ Industrial Covers, Redwood City, Calif.



Circle 312 on inquiry card

**LOW-PROFILE DOMES** / Measuring 200 ft in



diameter, domes are constructed of latex modified concrete using Styrofoam brand polystyrene foam as a structural form. Units shown enclose a water waste treatment plant's trickling filters. ■ The Dow Chemical Co., Midland, Mich.

Circle 313 on inquiry card

**SLIDING TACK BOARDS AND CHALKBOARDS** /

Panels operate smoothly on nylon carriers. Panel materials include vinyl-covered cork in 23 colors, cork in eight colors, magnetic chalkboards in 10 colors, and composition chalkboard in five colors. Both horizontal and vertical sliding boards are available. ■ A-1 School Equipment, Inc., Santa Fe Springs, Calif.



Circle 314 on inquiry card

**ROUND TABLE** / Tops and seats are solid-core




fiberglass with heavy-wall steel tube bases. A wide range of colors is available. A choice of free standing or floor-mounted installation is offered. ■ Freight Container Corp., Temple City, Calif.

Circle 315 on inquiry card

**LIGHTING FIXTURE** / The recessed unit shown

here is one of three models now available. The shape of the ballast cover and the design of the white reflector panels provide a more uniform distribution of light, resulting in a softer, more diffused illumination. Clear or translucent lenses are available as accessory items. ■ The Celotex Corp., Tampa.



Circle 316 on inquiry card

**ENVIRONMENTAL CONTROL AIR FILTRATION SYSTEM** / Filters are said to circulate air that is

up to 97 per cent pollution free, and to trap the gaseous ingredients of air pollution as well as eliminating particulates. The system operates in three stages and costs 10 cents per sq ft more per year than conventional air filtration, according to the company. ■ Farr Co., Los Angeles.


Circle 317 on inquiry card

One of A Series—


**FACT:**

Of all the Door Holder specifications written in the last 12 months . . . **no manufacturer has been named as often as Glynn-Johnson.** That is why GJ is the most copied. Why use anything less than the *standard?*

**THE COMPLETE DOOR HOLDER LINE**



100/200 SERIES



90M SERIES



80M — 80MHD SERIES



79HD SERIES



70 SERIES



300 SERIES



ARISTOCRAT SERIES



500 SERIES



**Glynn-Johnson Corporation**

A Subsidiary of Wolverine Industries, Inc.

4422 N. Ravenswood Ave.  
Chicago, Illinois 60640  
Telephone: 312-878-5500  
Cable Address: GLYNJON

For more data, circle 80 on inquiry card

# Convenience. Capacity. Care.

# What more do you want in a Whiteprinter?

See this brand new Bruning 875 in action—learn its attractive price — and you may well wonder how anyone could ever build a better value.

It cares for your drawings, tracings, and prints with the same tender touch it gives your employees. And it has true high-volume capacity.

Naturally, the 875 has the safeguards and conveniences your operators deserve: the automatic reverse when a finger gets in the way; the concentrated control cluster that slides out for easy reach. Pushbutton controls for every operation. And coded lights to confirm desired operating mode.

But Bruning cares for paper as well as people. Only the 875 has a soft-feed roller to protect tracings from tearing and wrinkling. Only the 875 has a slow forward speed for extra accuracy in lining up sheets when feeding. Vacuum ports on the feedboard help hold print paper in position. And our unique tracking device keeps long prints from sliding sideways.

Add it up and you'll find the new Bruning 875 is the finest whiteprinter you can buy regardless of price. It's a 42" automatic machine with a dual 100/150 watt-per-inch mercury vapor lamp, with variable speed—1½

feet to 80 feet per minute—a huge, 400-yard paper capacity, reverse switch, automatic blower turn-off delay, and much more.


Call your local Bruning man now to see the exciting Bruning 875. Or contact us at 1555 Times Drive, Des Plaines, Ill. 60018.



## BRUNING DIVISION


ADDRESSOGRAPH MULTIGRAPH CORPORATION

For more data, circle 81 on inquiry card






Hylite



Syenite




Pluralite




Selections  
that give  
imagination  
full sway

MISSISSIPPI  
PATTERNED GLASS


Let light work for you through patterns that give every object exciting new angles of interest. Panels and partitions reveal the passing view. But textures blend with lights and colors to soften the image and give design emphasis. Mississippi patterns by CE GLASS give refreshingly new concepts to windows and walls. Obscure patterns are available to give privacy to any desired degree. CE GLASS has the wide range selections so there's never a limit. Imagination can have full sway whether for contemporary or traditional, or for strictly functional or highly decorative purpose.




Satinlite



Burlap




Pentacor



Broadlite


Mississippi patterned glass by CE GLASS is available from leading distributors of quality glass in the principal cities of the United States and in Canada from Canadian Pittsburgh Industries, Ltd., Glass Division. For further information or samples, contact our office nearest you or write CE GLASS, 825 Hylton Road, Pennsauken, N. J. 08110 or call 609-662-0400.

See our catalog in Sweet's 

Smooth Rough



For more data, circle 82 on inquiry card



# A new wall design...

## THE ZONOLITE THERMO-STUD SYSTEM

When you insulate a masonry wall and finish with gypsum drywall, try the Zonolite Thermo-Stud System.


Positive, mechanical fastening eliminates tricky adhesives so there's no waiting for cure and no worry about bond failures.

Wood furring strips aren't necessary so there's no interruption in the insulation. That means no thermal shorts and no shadowing.

The secret: moisture resistant, lightweight Zonolite Polystyrene Foam with its excellent insulating values held in place with the Thermo-Stud serrated furring channel. The channel pierces the foam and is then secured to the wall with a hardened nail. This unbeatable combination of a rigid insulation board and a metal stud provides a smooth firm surface. Immediate application of the drywall is possible

using self-tapping screws to attach it to the Thermo-Stud channel.

All this plus an installed cost competitive with other insulation methods.



We'd like to tell you more. So, send the readers service card for complete data today. Or write directly to W. R. Grace & Co., Construction Products Division, 62 Whittemore Ave., Cambridge, Mass. 02140.

**GRACE ZONOLITE**

For more data, circle 83 on inquiry card

## 33 stories of long-life white: a dramatic first for DURACRON® coatings

ORIENT OVERSEAS ASSOCIATES  
BUILDING, New York  
Architect: I. M. Pei & Partners  
Curtainwall and window fabricator: Lupton  
Manufacturing Co., Aluminum Group,  
Olin Corporation  
DURACRON Coating applicator:  
Aluminum Company of America

"88 Pine Street" offers more of special interest to architects and builders than distinctive beauty alone. This striking new addition to Manhattan's skyline is the first building constructed of aluminum curtain wall in a column-and-beam style. And to accentuate its face dramatically, it is also the first high-rise finished exclusively in a white organic coating. The result is a gleaming study in light and shadows—a clean, carefree appearance that will endure for years to come.

All spandrel panels and column covers were fabricated from aluminum extrusions, then factory finished with baked-on DURACRON Super 800 coating. This silicone-fortified acrylic finish from PPG offers outstanding durability and color integrity. In addition to excellent performance characteristics, this DURACRON coating provides the savings of a



moderately priced extrusion finish. For data on PPG color coatings, check Sweet's Architectural or Industrial Construction Files 9.10/PPG. Complete product information is available from Product Manager, Extrusion Coatings, PPG INDUSTRIES, Inc., Dept. 16W, One Gateway Center, Pittsburgh, Pa. 15222.


**PPG: a Concern for the Future**

Extrusion  
Coatings   
INDUSTRIES

# Loktuft<sup>®</sup> survives on three meals a day.

Three times a day, seven days a week, 2,500 students of Bob Jones University, Greenville, South Carolina, torture a carpet backed with Loktuft<sup>®</sup> Duon secondary backing.

The carpet is a 42 oz. level loop by Wunda Weve Carpets, Division of Dan River Inc. The 85' x 300' tackless installation, over dense rubber padding, is the largest carpeted university dining room in America.



Loktuft Duon secondary backing was used because it lays flat without bubbling or rippling. It also saves time and labor since it does not require extensive power stretching to achieve a good, flat installation. Loktuft cuts cleanly without fraying. And seams join almost invisibly.

Now they've discovered how well it performs.

After two years, Jim McAbee of Certified Carpet Service, Greenville, reports not a single call-back on the installation. No stretching. No delamination problems.

Loktuft Duon secondary backing withstands the rigors of intense traffic, movement of thousands of chairs and repeated cleanings.

Even massive water spills common to large dining hall facilities create no puckering problems and that's because Loktuft is made with Marvess<sup>®</sup> olefin, a Phillips 66 fiber which resists damage from rot, mildew and insects.

Loktuft Duon. If it can handle three meals a day at Bob Jones University, it can handle anything you might serve up.

**Loktuft<sup>®</sup>**  
A PHILLIPS 66  CARPET BACKING

PHILLIPS FIBERS CORPORATION, GREENVILLE, S.C., A SUBSIDIARY OF PHILLIPS PETROLEUM COMPANY. PRODUCERS OF: MARVESS<sup>®</sup> OLEFIN, QUINTESS<sup>®</sup> POLYESTER, PHILLIPS 66<sup>®</sup> NYLON AND LOKTUFT<sup>®</sup> CARPET BACKING.  
MARKETING OFFICES: P. O. BOX 66, GREENVILLE, SOUTH CAROLINA 29602. TELEPHONE (803) 242-6600; 1120 AVENUE OF THE AMERICAS, NEW YORK, NEW YORK 10036. TELEPHONE (212) 697-5050.  
\*REG. U.S. PHILLIPS PETROLEUM COMPANY

For more data, circle 85 on inquiry card



# more Security with a touch of beauty!

As these installations illustrate, the Kinneer Rolling Grille is more than a beautiful veil for entrance-ways after hours. It provides dependable security without the sacrifice of air, light, or vision. At the same time, 'round-the-clock climate control and better merchandise displays are provided for those late mall shoppers. And, the Kinneer design is so inherently efficient! The strong counterbalanced metal grille coils like a window blind . . . completely concealed above the opening, out of the way. Operates either manually or with a Kinneer power operator. In addition, with Kinneer's "Registered" life-extension plan and nationwide service organization, you're assured of the best store-front closure money can buy. Write today to get the full story.



Kinneer Corporation, 1860 Fields Avenue, Columbus, Ohio 43216.

*Saving Ways in Doorways Since 1895*

## Kinneer Rolling Grilles

It's simple, attractive  
and basically rugged.  
And it's non-handed.

What more can you specify?

the **Eaton** Door Device.  
(formerly Reed Devices)


The straight-bar design adds  
only a simple accent to the lines  
of the door.

The crossarm operates the bolt  
directly. Nothing to bend, break or  
bind under heavy use, or abuse.

Standard units can be installed

either right or left handed.

For beauty and dependability,  
specify Eaton devices. For more  
information ask your Eaton Door  
Device Representative or contact  
Eaton Corporation, Lock & Hardware  
Division, Eaton Door Devices,  
Box 58, Wood Dale, Illinois 60191.



2024

**EAT•N** Security Products  
& Systems

For more data, circle 87 on inquiry card

Everything you  
always wanted to  
know about  
sprinklers\*

\*BUT WERE AFRAID TO ASK

Our new, 32-page SPRINKLER  
SYSTEM GUIDE lays it all out. Build-  
ing codes . . . insurance consid-  
erations . . . fire protection costs . . .  
and much more we can't tell here.  
Dozens of explicit illustrations.  
It's free. Send for it . . . before you  
get burned!



I've got to have your new  
Sprinkler System Guide.  
Send it quick!

Name \_\_\_\_\_

Company \_\_\_\_\_

Address \_\_\_\_\_

City \_\_\_\_\_

State \_\_\_\_\_ Zip \_\_\_\_\_

**VIKING**

THE VIKING CORPORATION  
210 N. INDUSTRIAL PARK ROAD  
HASTINGS, MICH., U.S.A. 49058

For more data, circle 88 on inquiry card

# The Big Sit-In

**astro|lounge**



Massey has the solution  
to your deep-seated  
problems — a big,  
luxurious oversized  
lounger featuring  
three-pillar back support,  
with full depth foam  
cushion and back.  
You can always rest  
assured that the Massey  
Astro-Lounger will  
answer your seating  
questions most  
comfortably. Also  
available as the  
Astro-Rocker.

You're always sitting pretty with


**Massey**  
seating co.  
NASHVILLE, TENNESSEE 37208

**S** FOR REFERENCE SEE SWEET'S ARCHITECTURAL CATALOG FILE 12.5 MA.

For more data, circle 89 on inquiry card

# The Indestructibles!


Hospital and institutional casework in steel... beautifully finished in rich, enameled colors or in gleaming stainless.



Wadsworth Rittman Hospital, Wadsworth, Ohio



Northside Hospital, Atlanta, Georgia



Northside Hospital, Atlanta, Georgia

Every piece of Jamestown Products metal casework is custom-made to meet actual field conditions. As you know, this is an uncommon specialty today.

Every piece is of the finest quality and equipped with lasting, maintenance-free components . . . not added as extra features, but as integral parts. Cabinet sides, bottoms, and backs are constructed of first quality furniture steel, 18 gage minimum.

Performance characteristics under all (damp or dry) hospital conditions are outstanding.



Brooks Memorial Hospital  
Dunkirk, N.Y.

**Our metal and plastic laminated products represent the optimum for every institution you will ever design and build.**



**Jamestown Products Division**  
JAMESTOWN, NEW YORK 14701 716/665-5313

For more data, circle 90 on inquiry card

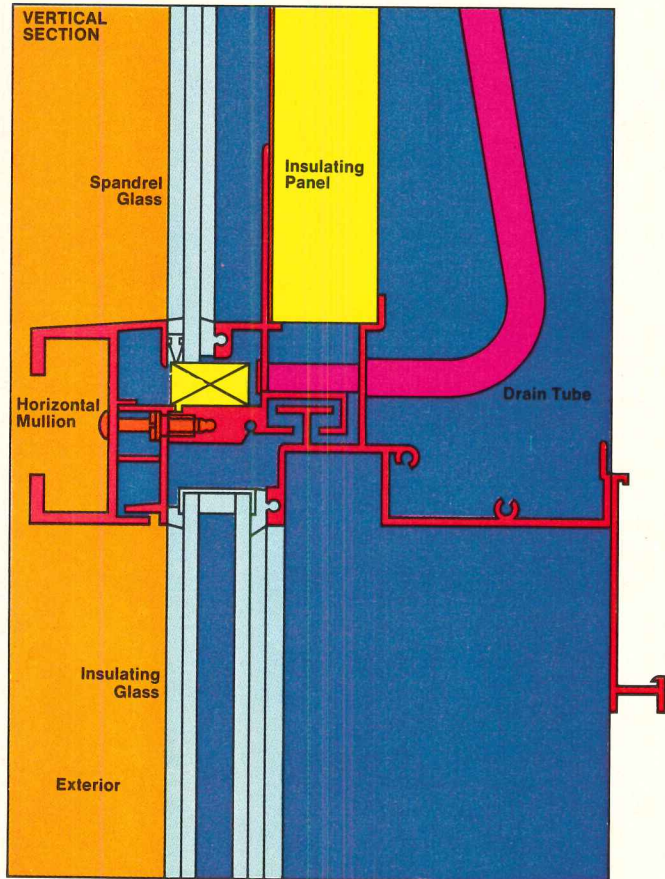
**High-rise or low-rise  
Alcoa understands  
curtain walls.  
Of all sizes.**

Take the new IDS Center in Minneapolis. In this 57-story city-within-a-city, control of the extremes of

Minneapolis weather is accomplished by vinyl thermobreaks inserted in the curtain-wall units which were fabricated from Alcoa® extrusions and sheet. These thermobreaks prevent interior surface condensation and act as insulating isolation. They combine with the climate-control characteristics of the gray-tinted, chrome-coated glass to maintain interior comfort. Any way you add it up, Alcoa's ex-

perience, working with Flour City's curtain-wall savvy, is good to have on your side. On a high-rise like the IDS Center, or a low-rise, like this elementary school in Stewartville, Pa. Here the curtain wall is an Alply® wall system. Composed of a polyurethane core sandwiched between finished interior and exterior facings, each Alply panel\* is an integral, economical, prefabricated unit, containing insulation and a vapor barrier. The

# High



*Architect:* Philip Johnson & John Burgee  
New York, N.Y.  
Edward F. Baker Associates, Inc.  
Minneapolis, Minn.  
*Contractor:* Turner Construction Company  
Chicago, Ill.  
*Fabricator:* Flour City Architectural Metals  
Division of the Seagrave Corporation  
Minneapolis, Minn.

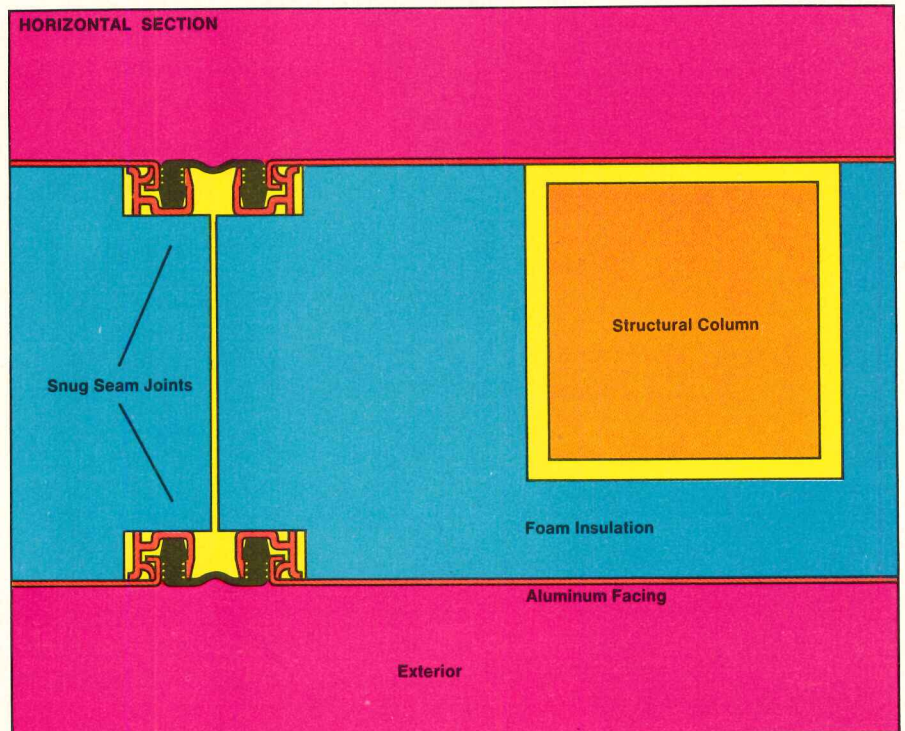


low installed cost of the Alply system, with its in-shop production and speed of erection at the jobsite, is a prime consideration on school buildings and other low-rise structures where budgetary limitations are strict. Alply panels are joined by the neoprene Snug Seam® joining system that gives this low-rise building its own thermal barrier. Different from the IDS thermobreak, but effective in its own way.

The network of Alcoa wall systems contractors is an additional advantage. These experienced curtain-wall fabricators and erectors are trained in the erection of Alcoa wall systems and assume full responsibility for the curtain-wall "package," from design through erection. They offer the design team the technological expertise of Alcoa, plus their own construction skill and experience. You can benefit from working with Alcoa

wall systems contractors. High- or low-rise, whatever your project, Alcoa's curtain-wall experience is available to you. Remember that Alcoa aluminum can make as significant a contribution to your hospital, school, office building or plant as it is now making to the majestic IDS Center in Minneapolis. \*For additional information about Alcoa wall systems, circle Reader Service Card.

# Low



*Architect:* Celli-Flynn & Associates, McKeesport, Pa.  
*Curtain-wall fabricator and erector:* Columbia Architectural Metals, Pittsburgh, Pa.  
*Contractor:* Dick Corporation Large, Pa.



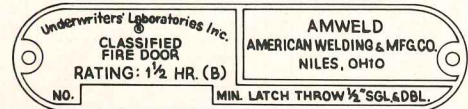
Change for the better with  
Alcoa Aluminum



For more data, circle 132 on inquiry card

# Amweld puts the heat on fire door costs

We've added Underwriters' "B" label to our polystyrene core door to give you an economical fire door. It's our Super Core, available in either 1 $\frac{3}{8}$ " or 1 $\frac{3}{4}$ " thickness.



Super Core fire door offers fire protection, plus excellent sound retardation, moisture resistance, and cold weather insulation characteristics at an economical price.

Super Core is the reason.

A rigid, pre-cured, pre-formed polystyrene core is permanently bonded to cold-rolled steel panels with structural thermosetting adhesive. This combination gives our door its inner strength, assures dimensional stability, and results in a smooth, attractive exterior. There is no sacrifice in quality or materials. You get the same kind of precisely engineered, hard-working product that you've come to expect from Amweld.



Specify Amweld Super Core. It's the perfect door for stairwells or other areas requiring fire protection. And, it's available in 18- or 20-gauge, full-flush or seamless, in a wide range of widths and heights.

Want to know more? Contact your Amweld distributor or call us. Amweld Building Products, 370 Plant St., Niles, Ohio 44446. Phone (216) 652-9971.

*For more data, circle 91 on inquiry card*

**AMWELD** METAL DOORS  
AND FRAMES  
A division of The American Welding & Manufacturing Company, Warren, Ohio

1. MACHINE—Sheave, gear, brake and motor designed exclusively for elevator use as one integrated unit.
2. CONTROLLER — Solid-state and electro-mechanical relays combined for the most advanced dispatching and car control.
3. SELECTOR — Precision electro-mechanical system duplicating car movement to assure accurate and positive car control and signalling operation.
4. CAR PLATFORM SYSTEM — Sound and vibration-free mounting gives the ultimate in passenger riding comfort, permits accurate load detection.
5. SAFETY — Rugged, heavy-duty, can be tested repeatedly and still deliver fail-safe operation.
6. SPEED GOVERNOR — Gearless, designed for minimum maintenance, constant speed surveillance and instant operation when necessary.
7. DOOR OPERATOR — The only electric, hydraulic-cushioned operator with integral gear-driven design


8. ROLLER GUIDES — Large, individually adjustable rollers with polyurethane tires to provide the softest possible elevator ride.
9. DOOR DETECTOR — Electronic sensing to promptly and safely reverse doors without touching or interfering with passengers.
10. YOUR OTIS MAN — An elevator expert who can give you hundreds of other reasons why.

You also get some pretty important intangibles like reputation, integrity, honesty, financial stability, depth of organization to install and maintain elevators for the life of the building, long experience and more knowledge about elevators than anyone else in the business.

After all, who knows more about elevators than Otis?

**Otis**<sup>®</sup>  
HAS A SYSTEM

**There are plenty of reasons why  
you get more for your money with an Otis**



## CG&E building owes much of its striking beauty to White Polished Mount Airy Granite!

The Cincinnati Gas & Electric Company's Northern Division offices, Middletown, Ohio exemplify today's functional design concepts. White Mount Airy Polished Granite was used for the four corner columns, the apparent lintels at the third floor and top of the building, the facia of the second floor deck, and the deck seats and planters. The white granite blends with the stainless steel mullions and areas of polished black granite for a beautiful, mirror-like finish that reflects light with ever-changing contrasts.

More and more architects recognize the limitless design possibilities, durability, and timeless beauty of Mount Airy Granite. For details, write today.

**North Carolina Granite Corp.**  
Mount Airy, North Carolina 27030

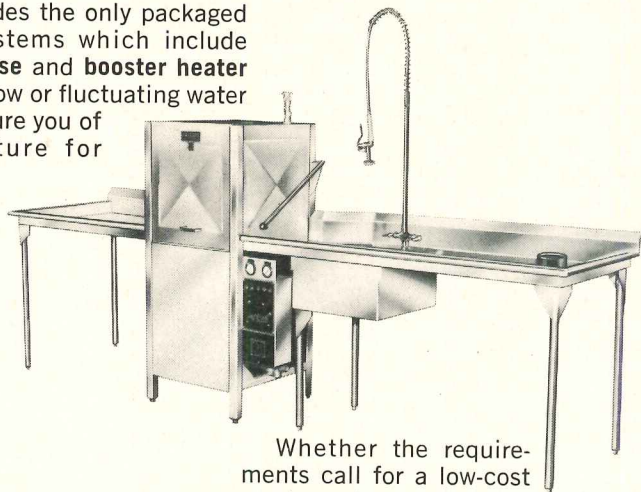


The Cincinnati Gas and Electric Company's Northern Division Offices, Middletown, Ohio. Architects: Gartner, Burdick, Bauer-Nilsen, Cincinnati, Ohio. Contractor: Frank Messer and Sons Construction Co., Cincinnati, Ohio.

For more data, circle 92 on inquiry card

## Specify the complete commercial dishwashing system.

Jackson provides the only packaged dishwashing systems which include **built-in power rinse** and **booster heater** which eliminate low or fluctuating water pressure and assure you of 180° temperature for final rinse.



Whether the requirements call for a low-cost packaged system with capacity of 950 dishes per hour to conveyor dishwashers with capacity of thousands of dishes per hour — Jackson has the proper system.

Our Engineering Staff is available to supply you with complete information and technical data.

For complete details, contact:


**JACKSON PRODUCTS COMPANY**  
Dept. AR-6 Box 9275, Industrial Park  
Tampa, Florida 33604

An Alco Standard Company - The Corporate Partnership®  
813-971-6262 Telex: 52-615


For more data, circle 93 on inquiry card



## The hinge that hides



**NOW YOU SEE IT**



**NOW YOU DON'T**

The Soss Invisibles—for a custom look for any room! These amazing hinges hide when closed, eliminating unsightly gaps, hinges, and door jambs. They're the perfect hidden touch for doors, doorwalls, storage cabinets, built-in bars, stereos, and TV's. Specify the Soss Invisibles wherever looks matter. See listing in Sweet's or write for catalog: Soss Manufacturing Co., Division of SOS Consolidated, Inc., P.O. Box 8200, Detroit, Mich. 48213.



For more data, circle 94 on inquiry card

# A school needs pretty-tough carpet.

Until now you had a choice of pretty carpets that weren't very tough. Or tough carpets that weren't very pretty.

But in many contract installations you need both. So we conceived carpets that are pretty and tough.

You can choose handsome original designs from our Masterworks Design Program. Or we'll create an exclusive design

to meet your specific requirements.

But these carpets are a lot more than pretty. They're made from 100% ANSO nylon so they hide dirt better. And they're tough enough to stand up to your heaviest traffic areas.

In fact, Allied Chemical guarantees carpets of ANSO nylon against excessive wear for 5 years (We've got more guaranteed carpet fiber installed than anybody — over

40 million square yards.)

If you need pretty-tough carpet, ask for ANSO. Or contact Allied Chemical Corporation, Fibers Division, Contract Department, One Times Square, New York, N.Y. 10036. Phone: (212) 736-7000.



**Guaranteed nylon carpet.**


*For more data, circle 95 on inquiry card*

CARPET—BAROQUE BY MAJESTIC



# We Didn't Discover Natural Light

*We just know a lot of ways  
to make good use of it!*



Like indoor/outdoor pool enclosures for year-round swimming.

Like custom skylights for malls, recreation areas, foyers.

Like horticulturally correct environments for teaching and research.

*May we help you  
with design projects  
involving the use of  
natural light?*



See us in Sweet's

**ICKES-BRAUN GLASSHOUSES, INC.**

**P. O. Box 147, Deerfield, Ill. 60015**

Representatives in principal cities.

For more data, circle 96 on inquiry card

## OFFICE LITERATURE

*For more information circle selected item numbers  
on Reader Service Inquiry Card, pages 219-220*

**CENTRAL STATION AIR HANDLERS** / A complete line for heating/cooling and heating/ventilating is described in a 40-page catalog. A wide range of capacities is available. Optional equipment is also discussed. ■ Mueller Climate Control Corp., Milwaukee.

*Circle 400 on inquiry card*

**TRANSLUCENT FIBERGLASS PANELS GUIDE** / Recommended spans for every configuration in every panel weight are given in an 8-page guide. The manufacturer's line of panels is featured. ■ Filon Division, Vistron Corp., Hawthorne, Calif.

*Circle 401 on inquiry card*

**WATER SAVING TOILET** / A water closet whose tank uses  $\frac{1}{3}$  less water compared with conventional types is described in literature. According to the company, the closet is of particular interest to owners who maintain private water systems because the design significantly reduces demand on system pumps. ■ Crane Co., New York City.

*Circle 402 on inquiry card*

**WASHROOM ACCESSORIES** / Over 300 soap dispensers, waste receptacles, shelves and mirrors are presented in a 36-page catalog. ■ American Dispenser Co., Carlstadt, N.J.\*

*Circle 403 on inquiry card*

**INDUSTRIAL WOOL AS FIREBREAK** / Two types of insulation made from the company's wool product are said to provide resistance to flame passage in excess of three hours between floors at exterior walls. Literature describes installation procedures and applications. ■ United States Gypsum Co., Chicago.\*

*Circle 404 on inquiry card*

**LIBRARY SHELVING** / An extensive line including open and closed base bookstacks, multi-tier bookstacks, wood shelving, and specialized shelving is presented in a 12-page catalog. Specifications are included. Library accessories are described. ■ Estey Corp., Red Bank, N.J.\*

*Circle 405 on inquiry card*

**VINYL WALL COVERING COLLECTION** / A 44-pattern group imported from England is illustrated in an 8-page brochure. ■ ICI America Inc., Stamford, Conn.

*Circle 406 on inquiry card*


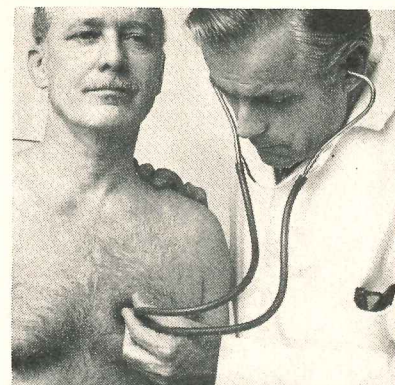
**VINYL ASBESTOS AND ASPHALT TILE GUIDE** / The 1972 edition of color comparison charts lists commercial equivalents of color lines and patterns for most tile made in this country. Over 500 different patterns and colors are included. ■ Asphalt and Vinyl Asbestos Tile Institute, New York City.

*Circle 407 on inquiry card*

**MUSEUM EXHIBIT AND STORAGE FURNITURE** / Items illustrated and described in a catalog include exhibit cases, art pedestals, tray storage cases, history storage cases, archives equipment, art storage racks and fumigating chambers. ■ Kewaunee Scientific Engineering, Adrian, Mich.

*Circle 408 on inquiry card*

*\*Additional product information in Sweet's  
Architectural File*



## The annual checkup. It may save your life.


There's only one way to be sure you're in perfect health. Have an annual checkup. It gives your doctor a good chance to catch any minor ailment before it becomes a major illness. Or a fatal one.

**We want to wipe out cancer  
in your lifetime. Give to the  
American Cancer Society.**

This space contributed by the publisher.

For more data, circle 97 on inquiry card

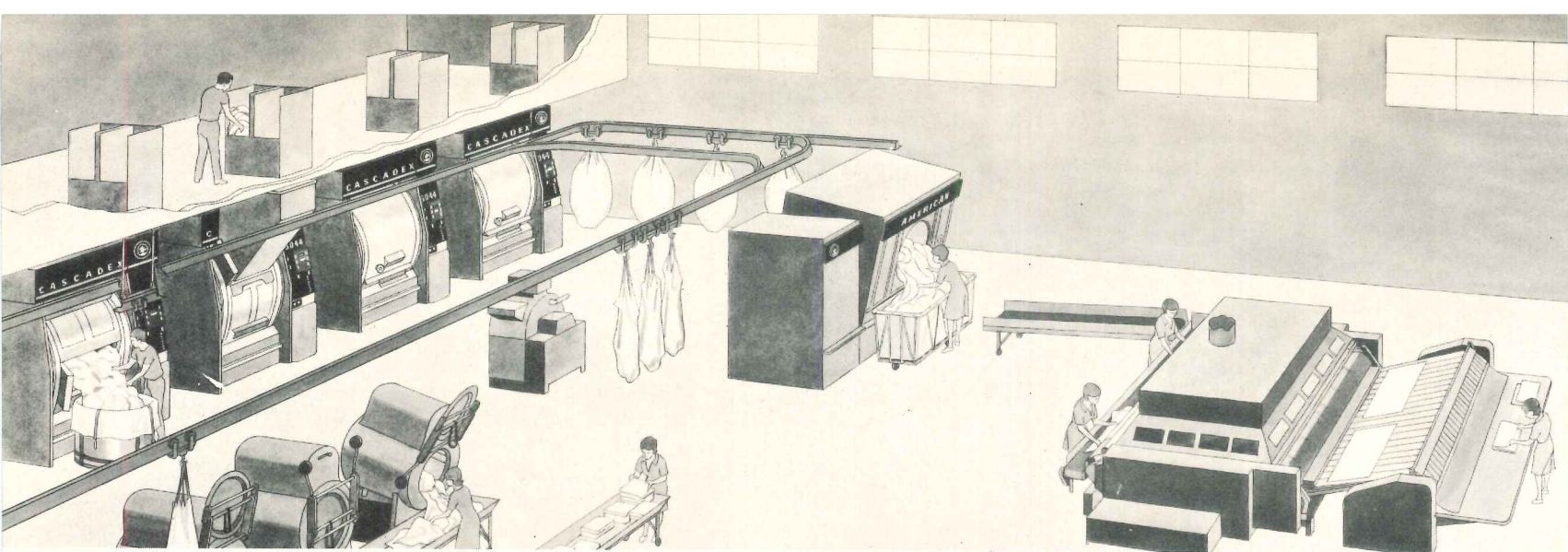
# Latest Release



*Exiter II.™ Quiet beauty poised for instant action at a finger's touch. Today's sophisticated safety measure. Enduring design in the Russwin tradition. Russwin, Division of Emhart Corporation, Berlin, Connecticut 06037. In Canada – Russwin, Division of International Hardware.*



*The Collector's Series by Russwin*




## How to plan an up-to-date laundry that stays up-to-date.

Laundry needs—in terms of type of equipment and provision for flexibility—have changed dramatically. New synthetic fabrics and rising labor costs have called for new kinds of equipment, greater degrees of automation—and the adaptability of both to changes in the size and sort of work loads.

In planning laundries to meet these conditions, you can count on uniquely qualified help from American.

Our credentials—over and above our long experience—include the industry's most extensive R&D program and the new and

laundry operations of today. For dependable help in planning up-to-date laundries—that stay up-to-date—call on American. We can help you with complete floor plans, equipment recommendations, flow diagrams, capacity and personnel data—anything you need to provide the most efficient facility for the purpose.



improved process machinery that it has produced—machinery that is now proving itself in the “new”

Tomorrow's equipment is ready today at American.

The American Modular Industrial Drycleaning System

The American Slant Line Washer

The 6044 Cascadex Washer/Extractor

The Super Thermatic Drying and Conditioning Tumbler

The Tru-Feed Spreader Feeder

The Foltronic Primary Folder

The Trumatic II Primary Folder

The Trumatic Cross Folder

The Formatic Steam Finisher

The Formatic Wet System Finisher

**American** 

American Laundry Machinery Industries  
5050 Section Avenue, Cincinnati, Ohio 45212

For more data, circle 98 on inquiry card





## Long life! New "Champagne" Kalcolor® aluminum

Ask for a sample of our "Champagne."

This new shade of Kalcolor architectural aluminum is that rare pivotpoint color—between light-and-dark, coolness-and-warmth—around which daylight can turn. It makes buildings come "alive" with color-change through the bright morning. Warm sunset. Cool evening.

Yet for sunfast long life, this material is unsurpassed.

Kalcolor aluminum has a thick, hard anodic coating of integral color uniquely resistant to outdoor exposure. The exclusive process for producing it—developed, patented and licensed by Kaiser Aluminum—uses no dyes.

Already it is the pride of buildings worldwide in Gold, Light Amber, Amber, Statuary Bronze, three new Grays and Black.

For your sample of new "Champagne"

*For more data, circle 99 on inquiry card*

—and locations of approved Kalcolor aluminum anodizers—write to Architectural Marketing Manager, Room 2142, Kaiser Center, Oakland, CA 94604.

*See our Aluminum in Architecture catalog in Sweet's Architectural File., Index No. 5.1/Ka.*

# **KAISER ALUMINUM**

ARCHITECTURAL RECORD June 1972 187

# When you specify resilient flooring, specify a Hillyard® system to keep it like new.

You'll be doing your client (and your reputation) a big favor by specifying a Hillyard floor care system for his resilient floors. From the original seal to daily maintenance products and procedures, he'll appreciate Hillyard quality for years to come as his floors stay new-looking and his maintenance costs stay low.

There's a system of Hillyard floor care products that's right for your client's floors and for his projected maintenance needs. If he plans a regular buffing program, specify the wax system based on Super Hil-Brite®, the floor wax with 100% #1 prime Carnauba wax content. If his floors must undergo frequent scrubbing with heavy-duty disinfectants or detergents, specify Hillyard LokGard®, the advanced metal-interlocked acrylic copolymer polish.

Both systems include sealers, cleaners, mop dressings and other maintenance products that are chemically balanced to work together longer, cutting floor maintenance costs dramatically.

If you would like help in specifying a floor care program for your clients, just say the word. We'll have a Hillyard Architectural Consultant get in touch with you. In the meantime, look us up in Sweet's or ask for our Uniform Numbered Files, containing complete maintenance information for all types of floors.

## HILLYARD FLOOR TREATMENTS

ST. JOSEPH, MISSOURI U.S.A.  
TOWSON, N.J.      SAN JOSE, CALIF.  
BOSTON, MASS.      DALLAS, TEX.  
MINNEAPOLIS, MINN.  
IN CANADA: Calgary, Alberta  
London, Ontario




*The most widely recommended  
and approved treatments for every surface*

*For more data, circle 100 on inquiry card*

*Multi-purpose room,  
Tomahawk Elementary School,  
Johnson County, Kansas.  
Marshall & Brown,  
Architects-Engineers-Planners.*

# Bright idea



## Shower valves guaranteed for 83 $\frac{1}{3}$ years.

We guarantee our Bradtrol and Pos-I-Pak shower valves for 83 $\frac{1}{3}$  years . . . an even 1000 months. If either valve leaks or drips during that time, we furnish replacement parts free of charge. We can give you a guarantee like this because our Bradtrol permanently lubricated single control valve has just one moving part. No washers, O-rings, springs or seals. Nothing to wear out or corrode. And the Pos-I-Pak valve for hot and cold or tempered water. No washers here either. No seats, threads or packing. So no leaking.

You can specify either for any shower we make. For Column showers that serve from 2 to 6 people with a single set of connections. For Panelon<sup>®</sup>, Econo-wall<sup>®</sup>, Wall-saver<sup>®</sup> and Corner showers that put every inch of floor and wall space to use. Showers that save money during installation and afterwards. Ask your Bradley washroom systems specialist for complete guarantee details. And write for latest literature. Or call (414) 251-6000. Telex 2-6751. Bradley Washfountain Co., 9109 Fountain Blvd., Menomonee Falls, Wisconsin 53051.

# from Bradley!



For more data, circle 101 on inquiry card



*"Vinyl is vinyl."*

**-Don't you believe it!**

Vicrtex, the pioneer, has developed unique manufacturing techniques that guarantee a quality product. Our deeply impregnated colors won't "wear off." You get 3-way protection against mildew in our especially-treated fabric backings, our vinyls, our adhesives. Except in unusually high risk areas (acids, etc.), Vicrtex standard finishes make spot- and stain-removal easy and fast.

In addition, you're sure of Class "A" (or better) Fire Hazard classification, a broad one-year guarantee against manufacturing defects—and the Industry's richest range of original patterns, uncommonly decorative, in hundreds of colors.

Write today for your copy of our *Practical Guide to Specification, Selection, Use and Care of Vicrtex Vinyl Wallcoverings.*

**L. E. CARPENTER**

AND COMPANY



A DAYCO COMPANY

964 Third Avenue, New York, N.Y. 10022 • (212) 355-3080  
Mill: Wharton, N.J. • In Canada: Gulf Oil Canada Ltd.

For more data, circle 102 on inquiry card

# Holds the temperature steady.

RADA'S THERMOSTATIC  
HOT AND COLD WATER MIXERS.



Neither pressure drop nor temperature rise can upset the steadiness of Rada control. That's the kind of double-pronged safety you can count on with our thermostatic mixing valves.

Rada has a bimetallic brain which automatically adjusts for both temperature and pressure fluctuations in the hot and cold water lines. Scalding or freezing bursts are things of the past and Rada-safety becomes a built-in fact.

Specify Rada for your next job. It's the doubly safe mixing valve for showers in schools, hospitals, nursing homes, hotels and recreational shower rooms as well as industrial plants.

You'll find Rada valves are available in a variety of sizes, and flow rates. With connections sized from 1/2" to 2", they are designed to meet all specific requirements for shower, tub/shower, or gang-shower installations.

The Rada Thermostatic Hot and Cold Water Mixers. Ask for them and make safety part of the specifications.

## Richard Fife Inc.

1140 Broadway, New York, N.Y. 10001  
Phone: (212) 683-0745

For more data, circle 103 on inquiry card

Distributed in Principal Cities from Hawaii to the Caribbean by: VICRTEX SALES DIVISION: New York, Chicago, Atlanta, Los Angeles, San Francisco, Boston / HOWELLS, INC.: Salt Lake City / PAUL RASMUSSEN, INC.: Honolulu / R. B. ADLER, INC.: Santurce, Puerto Rico



## Get a community closer to nature fast.

Weyerhaeuser® Lighting Standards are an environmental system with hundreds of combinations for residential areas, schools, shopping centers, parks and urban renewal projects.

The laminated wood standards come in two shapes: straight and curved, from 8 to 30 feet, plus one- and two-way crossarms. The design flexibility is fascinating.

And now, thanks to the special

adaptor brackets, almost any luminaire with an integral ballast can be used in the system.

Weyerhaeuser Lighting Standards are treated for long life with penta in light solvent. You can stain the standards or leave them natural.

For more information on this environmental lighting system, refer to your Sweet's Architectural File or send us the coupon.

*For more data, circle 106 on inquiry card*

To: Weyerhaeuser Company, Box B-9137  
Tacoma, Washington 98401

- Please send me data on Weyerhaeuser Lighting Standards.  
 I'd like to talk to a representative.

Name \_\_\_\_\_

Firm \_\_\_\_\_

Address \_\_\_\_\_

City \_\_\_\_\_


State \_\_\_\_\_

Zip \_\_\_\_\_



**Weyerhaeuser**

# This Single Fitting Delivers Phone, Power and Signal Service



## THE GRANCO CEL-WAY®/COFAR® SYSTEM




Only visible evidence of the system is the handsome floor fittings, each furnishing telephone, power and signal services wherever needed throughout the floor.

Concealed within the 5¼" floor slab is a network of electrical cells, factory-installed pre-set inserts and Granco's new Feed-Way high capacity header. Granco's Cofar floor deck (combined form and reinforcement) completes the system.


Pre-set inserts permit future installations of additional floor fittings without core drilling. Desks and partitions can be changed whenever desired.

Get the complete story on CEL-WAY/COFAR in-floor electrification. See Sweet's 5.5/Gr and 16.2/Gr, or write for new product design manuals. Granco Steel Products Company, 6506 N. Broadway, St. Louis, Mo. 63147.



**Granco Steel Products Company**  
A Unit of  
National Steel Corporation

*For more data, circle 105 on inquiry card*



CENTER COURT BUILDING, East Providence, R. I.  
 Designed and built by Marshall Building Systems, Inc., East Providence, R. I.  
 Panel manufacturer and coating applicator Armco Steel Corporation, Middletown, Ohio.

# Building for fun

## with colorful, low-maintenance DURANAR® 200 color coatings

Here's a growing use for metal buildings. Recreational structures for tennis, hockey, ice and roller skating. Like all quality metal buildings, they should be protected by DURANAR 200 fluoropolymer coatings.

They're beautiful. The rich color of factory-applied DURANAR 200 color coatings can make your metal building stand out, or blend in with the environment to add esthetic value to your building's functional value.

Tough. The adhesion and durability of this unique fluoropolymer enamel keeps your building in beautiful shape for

years with virtually no maintenance. It cures the every-few-years repainting headache.

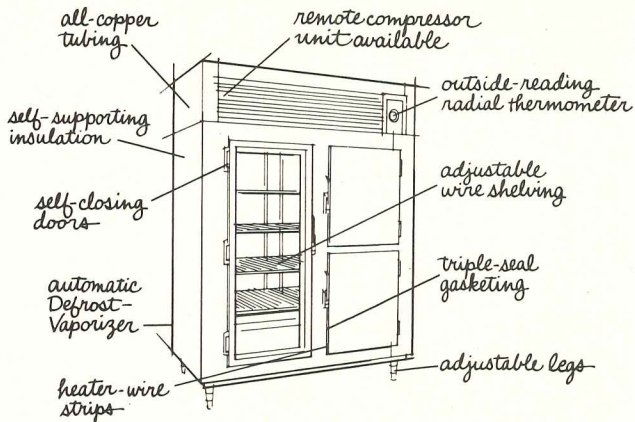
Economical. The cost of factory-applied DURANAR 200 color coatings is significantly less than that of other forms of "long-life" metal protection.

Get all the facts. Check Sweet's Architectural or Construction File 9.10/PPG or contact your coil coater or panel manufacturer. Or write PPG INDUSTRIES, Inc., Dept. 16W, One Gateway Center, Pittsburgh, Pa. 15222.


**PPG: a Concern for the Future**

◆ For more data, circle 104 on inquiry card

Coil  
 Coatings   
 INDUSTRIES



**from  
your specs  
to shipment**



**in 48 hours**

Ordering a Nor-Lake refrigerator is easy, because a lot of the features that you want come as standard equipment. So you just pick the options you want. Acrylic or stainless steel finish. Full or half-length doors. Glass or solid doors. Adjustable legs. Remote compressor unit. Bun pan racks. Self-closing doors. Defrost-Vaporizer. Explosion-proof interior. In fact, Nor-Lake offers you so much to choose from, that a lot of people spend more time selecting their Nor-Lake than they do waiting for it to arrive.

**NOR-LAKE INC.**

Second and Elm, Hudson, WI 54016  
Phone: 715-386-2323 Dept. 3171


Please send me more information about Nor-Lake refrigerators.

Name \_\_\_\_\_

Address \_\_\_\_\_

City \_\_\_\_\_ State \_\_\_\_\_ Zip \_\_\_\_\_

I need refrigeration equipment for \_\_\_\_\_



For more data, circle 107 on inquiry card

**Steel-Span Offers  
For Architectural Consideration  
A New, Flat Roof Metal Building  
Featuring Fluoro-Kote "20"™.  
A Coating, Based On Kynar\*, That Is So  
Rugged And Durable That It Is  
Guaranteed For Twenty Years.**




3500 Dufferin St.  
Downsview, Ontario

140 Wood Rd.  
Braintree, Massachusetts

\*Kynar is Pennwalt's registered trademark for its vinylidene fluoride resin.

For more data, circle 108 on inquiry card

**ESPECIALLY FOR MEN  
WITH MARKETING RESPONSIBILITIES  
IN THE BUILDING INDUSTRY**



**THE ARCHITECTURAL RECORD NEWSLETTER** is designed and written to help you keep pace with building industry developments that affect your company.

This marketing information service brings you important news and developments each month on:

- Market trends
- Marketing Methods
- Industry plans
- Legislative developments
- Government programs
- Association activities

**NOTE: Frequency has been increased to twice-a-month. Order now while the current price is still in effect.**

**THE ARCHITECTURAL RECORD NEWSLETTER**  
1221 Avenue of the Americas, New York, N.Y. 10020

Please enter my subscription for 12 months (24 issues) @ \$30.

NAME \_\_\_\_\_

MAILING ADDRESS \_\_\_\_\_

CITY \_\_\_\_\_ STATE \_\_\_\_\_ ZIP \_\_\_\_\_

TITLE OR POSITION \_\_\_\_\_

FIRM NAME \_\_\_\_\_

FIRM ADDRESS \_\_\_\_\_

6/N  PAYMENT ENCLOSED  BILL ME  BILL MY FIRM




**Only Haughton  
1092-IC  
can ensure  
the shortest  
Passenger  
Destination Time.**

**HAUGHTON ELEVATORS  
AND ESCALATORS**

Toledo, Ohio 43601

DIVISION OF **RELIANCE** ELECTRIC COMPANY 

For more data, circle 109 on inquiry card



This is the most efficient and comprehensive system ever perfected for group elevator service. It's the only one that "thinks on its feet" — constantly recognizes and responds to everything affecting any car's ability to pick up and deliver passengers quickly. It's the only system able to provide the shortest Passenger Destination Time.

Faster than description — in milliseconds — 1092-IC locates every call as it's registered, computes distance between cars and calls, measures each car's load, counts every call, instantly and continuously allots and reallots calls to cars best able to handle them.

And 1092-IC is not merely last year's relay system warmed over. It's exclusive — an entirely new concept of elevator control. Micro-miniature integrated circuits are employed to their full capability for the first time in elevator application.

A compact cabinet of integrated circuits replaces a roomful of old-type hardware. Yet 1092-IC speed and scope exceed any other elevator system — deliver the shortest Passenger Destination Time ever achieved.

Personal investigation will convince you that Haughton 1092-IC introduces a new generation of passenger elevator service. We're ready. Just tell us when you are.



## RECORD IMPRESSIONS

A new service offering reprints, reports and back issues.

- ③ RECORD INTERIORS of 1971 20 pgs. 4-color .50 per copy
- ④ MUSEUMS 16 pgs. 4-color .50 per copy
- ⑤ CREATING CONSOLIDATED CLINICAL TECHNIQUES SPACES FOR AN EXPANDING ROLE IN HEALTH CARE 8 pgs. 4-color .50 per copy
- ⑥ DESIGN FOR MERCHANDISING 16 pgs. 1.00 per copy
- ⑧ AIRPORTS 16 pgs. B&W 1.00 per copy
- ⑨ AIR CONDITIONING: A NEW INTERPRETATION  
Updated reports from 1967, 1969, 1970  
64 pgs. 2-color softbound 4.95 per copy
- ⑩ RECORD HOUSES 1968—2.00 per copy
- ⑪ CORRECTIONAL ARCHITECTURE 16 pgs. 2-color .50 per copy
- ⑫ RECORD HOUSES 1970—2.00 per copy
- ⑬ CAMPUS DESIGN FOR SUCF—AN ANALYSIS OF EXCELLENCE  
24 pgs. 2-color 1.00 per copy
- ⑭ SEALING JOINTS: 1968 SPECIAL REPORT  
8 pgs. 2-color .50 per copy
- ⑮ BUILDING FOR A BROAD SPECTRUM OF HEALTH CARE  
16 pgs. B&W 1.00 per copy
- ⑯ URBAN HOUSING: 30 pgs. 2-color 1.00 per copy
- ⑰ ARCHITECTURE IN THE 1970's 49 pgs. 2-color 1.00 per copy
- ⑱ RECORD HOUSES 1971—3.25 per copy
- ⑲ PLANNING DISCIPLINES FOR AUDIO-VISUAL FACILITIES  
16 pgs. 4-color 1.00 per copy
- ⑳ LOW-INCOME HOUSING 16 pgs. 4-color 1.00 per copy
- ㉑ SIX INTERIORS—AUGUST 1971 12 pgs. 4-color .50 per copy
- ㉒ HOSPITALS 16 pgs. 4-color 1.00 per copy
- ㉔ 5 CONTEMPORARY SCHOOLS 14 pgs. b&w .50 per copy
- ㉕ RECORD INTERIORS of 1972 16 pgs. 4-color .50 per copy
- ㉖ DESIGN FOR A VARIETY OF CAMPUS LIFE STYLES  
18 pgs. 4-color .50 per copy
- ㉗ SHOPPING MALLS IN SUBURBIA 16 pgs. 4-color 1.00 per copy
- ㉘ SUBURBAN OFFICE BUILDINGS 16 pgs. 4-color 1.00 per copy
- ㉙ "SPECIAL"—75th ANNIVERSARY ISSUE—LIMITED QUANTITY  
"NEW AGE OF ARCHITECTURE: NEW ROLE OF THE ARCHITECT."  
July 1966 2.00 per copy

### PREPAID ORDERS ONLY

Record Impressions  
ARCHITECTURAL RECORD  
330 West 42nd Street  
New York, New York 10036  
Att. Joseph R. Wunk

- |         |         |         |         |         |         |         |         |         |         |         |         |         |         |         |         |         |         |         |         |
|---------|---------|---------|---------|---------|---------|---------|---------|---------|---------|---------|---------|---------|---------|---------|---------|---------|---------|---------|---------|
| ⑩ _____ | ⑪ _____ | ⑫ _____ | ⑬ _____ | ⑭ _____ | ⑮ _____ | ⑯ _____ | ⑰ _____ | ⑱ _____ | ⑲ _____ | ⑳ _____ | ㉑ _____ | ㉒ _____ | ㉓ _____ | ㉔ _____ | ㉕ _____ | ㉖ _____ | ㉗ _____ | ㉘ _____ | ㉙ _____ |
|---------|---------|---------|---------|---------|---------|---------|---------|---------|---------|---------|---------|---------|---------|---------|---------|---------|---------|---------|---------|

No. of copies

- |         |         |         |         |         |         |         |
|---------|---------|---------|---------|---------|---------|---------|
| ③ _____ | ④ _____ | ⑤ _____ | ⑥ _____ | ⑦ _____ | ⑧ _____ | ⑨ _____ |
|---------|---------|---------|---------|---------|---------|---------|

Enclosed is my check  Money order  for \$ \_\_\_\_\_  
please include local sales tax

NAME \_\_\_\_\_

FIRM \_\_\_\_\_

ADDRESS \_\_\_\_\_


CITY/STATE \_\_\_\_\_ ZIP \_\_\_\_\_

valid through 8/31/72

6-72

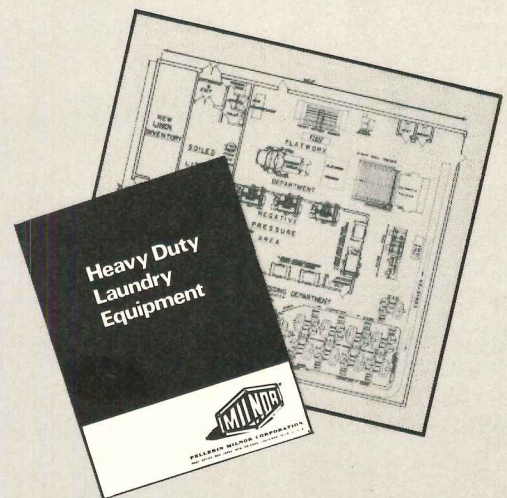
# NEW

All you need  
to know about



**Get your free copy!** Describes, illustrates new type automatic tube systems featuring greater dependability, quieter operation. 12 pages. **Standard Conveyor Co., 312-F Second St., North St. Paul, Minn. 55109.**

For more data, circle 110 on inquiry card



## Planning an Institutional laundry? Send for this FREE kit today!

A helpful guide for planning space-saving laundry arrangements in hospitals, nursing homes, schools, hotels, motels. Includes planning check-sheets from which we will make free analyses of your requirements for specific projects. For your FREE kit, write to **PELLERIN MILNOR CORPORATION, P. O. Box 398, Kenner, La. 70062** (a suburb of New Orleans).

SOLD AND SERVICED  
BY INDEPENDENT DEALERS  
THE WORLD OVER



©PELLERIN MILNOR CORPORATION

For more data, circle 111 on inquiry card



## Doors needn't look institutionalized.

Hospital doors needn't be drab! Nor should doors for an institutional building be dreary.

Republic *stylable* steel doors certainly aren't.

"Stylable" means you pick the light and louver treatments you want. Modification is done by your local Republic distributor right in his warehouse. At standard prices and without delivery delay.

Plus, you can choose from 36 door sizes, and 8 standard styles, prime-coated or prepainted in one of 19 colors.

And, for the walls that create the room behind the door, there's the Republic FRAME-A-LITE stick system! Easily fitted steel sections frame in walls, halls, and

entries fast. Without planing or mortising.

Fact is, Republic steel doors look so bright and beautiful that we use them in The Environmental Home, our new residential building system that uses prefabricated steel panels and components that lend themselves to mass production and easy on-site assembly.

So, if they look great in a home, they'll look great in an institution, too.

Want to know more? Check the Yellow Pages under "Doors — Metal," and call your nearest distributor. Or write Republic Steel Corporation, Manufacturing Division, Youngstown OH 44505.

**Republicsteel**  
Manufacturing Division



For more data, circle 112 on inquiry card

# What's going on outside?



## Sculpture

six different colors, both smooth and slightly textured. (Like Guard Red shown here.) Inorganic colors that keep their integrity for years and years – in all kinds of weather. Waterproof, incombustible Glasweld can be cut, drilled and installed with ordinary power tools. Easily cleaned. Used

## Texture



All kinds of exterior excitement from U.S. Plywood. For all kinds of exteriors.

Our Facad,<sup>®</sup> for instance, is pure sculpture. Lightweight, sturdy, easy to handle and install, Facad panels have a depth of relief you usually expect of heavy, precast units. But Facad weighs just two pounds per square foot. Facad is completely incombustible. And comes in a gallery of handsome standard surfaces. (You're looking at Composition 1 on the left.)

Our Glasweld<sup>®</sup> is a panel of a different color. Twenty-

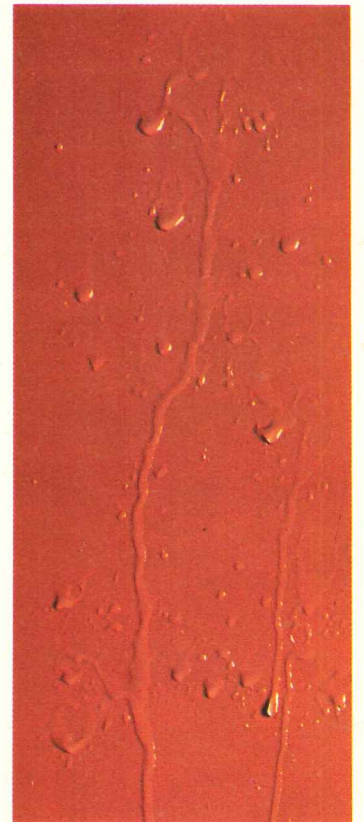
anywhere there's a call for color.

Our Sanspray<sup>®</sup> is beautiful, durable, stone aggregate. Bonded to economical, easy-to-install plywood. It's far lighter and far less expensive than most stone and masonry claddings. It

can be sawed, drilled, glued or nailed, and is virtually maintenance-free in all climates. Sanspray's remarkable texture comes in large (pictured here) or regular aggregates. And appropriately distinctive colors.

For further information on the outside excitement going on at U.S. Plywood, call your local U.S. Plywood Branch Office, or write directly to our New York office.

## Color




**U.S. Plywood**

777 Third Avenue, New York, N.Y. 10017

For more data, circle 113 on inquiry card

**Because all the 'bumps' on our floor deck go in the right place, your building gains strength and costs less, too.**

**Simplify.**



**Call Reeves-Bowman. The Simplifiers.**

The way some people talk, all you have to do with floor deck is keep adding 'bumps' and it keeps getting stronger. That's wrong. It's not how many, it's where they are. The 'bumps' or embossments serve two purposes. 1) to hold the concrete down to the deck to resist natural lift, 2) to provide resistance against horizontal shear. Steel decks with 'bumps' in either the top or bottom flange are defeating the purpose. Here, the leading edge of the 'bumps' promotes a wedging and lifting action between the concrete fill and the

deck. Not good. But with Bowman V-grip floor deck, the 'bumps' are only in the vertical webs. Here, the wedging action is advantageous since the concrete within the rib is acted upon from two opposing sides . . . creating a gripping action that actually increases with increased horizontal shear. Very good. That's what makes our composite deck stronger. And in most cases requires less concrete. Give us a call. 412/923-2300. Make a comparison and see for yourself . . . just why we're called The Simplifiers.

**REEVES-BOWMAN  
DIVISION**

**CYCLOPS**

CORPORATION

BOX 2129 PITTSBURGH, PENNSYLVANIA 15230 • 412/923-2300  
DIVISION EXECUTIVE OFFICES: DOVER, OHIO 44622 • 216/343-3371

# Wade's Golden Ductile Iron Grate. The beauty in our beast.

The beauty in our floor drain is the grate's golden color. It's a dychromate film over chromium-cadmium plating that significantly increases corrosion resistance.

The beast in our drain is the ductile iron grate.

It gives you the benefits of cast steel without the cost; a tensile strength of 60/80,000 psi; elongation is 10 per cent to 25 per cent; and the modulus of elasticity is  $24 \times 10^6$ .

Which means you can use Wade floor drains in places where others just can't take it.

In areas subject to unusually high impact loads.

In maximum traffic areas.

In areas of heavy vehicular traffic.

Next time you specify floor drains, remember the beauty in our beast and specify Wade with the Golden Ductile Iron Grates.

Write for your Floor Drain Specification Catalog, Box 2027, Tyler, Texas 75701.



W-1544-T/X

Member, Plumbing and Drainage Institute © 1972 Tyler Pipe


**Tyler Pipe**  
Subsidiary of  
Tyler Corporation



For more data, circle 115 on inquiry card


PORTABLE SOLID WASTE AND REFUSE COMPACTORS and systems from The Tony Team, Inc. includes four sizes and great versatility. Pollution Packer™ compactors bale, bag and box all types of wastes and refuse, wet or dry. Machine capacities range from .8 C. Y. to 4½ C. Y. of loose wastes at 10 to 1 compaction ratio . . . operate on low amperage, 110-V 60 cycle service. For hospitals, hotels, schools, colleges, restaurants, office and apartment bldgs. Simple adaptation to chute-type disposal systems. Spec sheets and literature available from: The Tony Team, Inc., 7399 Bush Lake Road, Mpls., Minn. 55435.

For more data, circle 116 on inquiry card



ALKCO CUSTOM DESIGN LIGHTING HANDBOOK — "HOSPITALS". The second entry in Alkco's Custom Design Handbook Series focuses on special lighting for Hospitals, Nursing Homes and similar Health Care facilities. The selected Architect-conceived lighting ideas contained in this latest Handbook were chosen from a vast group of custom-manufactured fixtures used in hundreds of Hospital installations during the past 15 years. Presented in an architectural drawing format, designs include details, cross-sections, product sketches and complete specifications. Write: Alkco Manufacturing Company, 4224 N. Lincoln Ave., Chicago, Illinois 60618.

For more data, circle 117 on inquiry card



M & H ZINC COMPANY ANNOUNCES THE PUBLICATION of their new "General Specifications" covering installation details of Titanaloy "A"—(zinc-copper-titanium alloy). Specifications include detail drawings showing their new vented roof system for batten and standing seam roofs. Also included are detail drawings for other Titanaloy "A" architectural end uses such as: fascia, gravel stops, flashings, etc. For a complete set of these specifications, write today. Matthiessen & Hegeler Zinc Company, La Salle, Illinois 61301.


For more data, circle 118 on inquiry card



"FIBERGLASS BATHROOM FIXTURES WILL BE STANDARD IN TEN YEARS . . ." according to a national trade magazine. Universal-Rundle—the pioneer in introducing fiberglass fixtures to home builders—is now the leading manufacturer of fiberglass tub/shower units. Consult SWEET's Architectural and Light Construction Files 15.20-UN for U/R's complete catalog of bathroom fixtures. For a full-color brochure on U/R fiberglass fixtures, write Universal-Rundle Corporation, 217 North Mill Street, New Castle, Pa. 16103.

For more data, circle 119 on inquiry card






# Conserve Your Energy

**Technical Guides to...  
All-weather Crete Insulation**

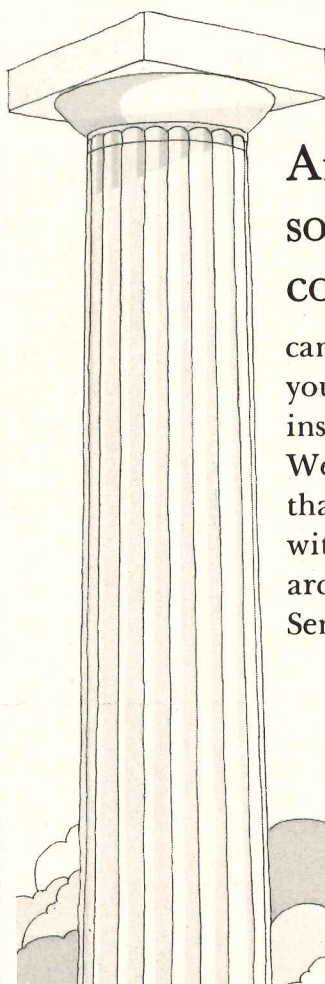
- Leakproof roof decks
- Roof deck systems
- Reroof without tearoff
- 8 great plaza systems



*All-weather Crete*


Write to: SILBRICO CORPORATION  
6300 River Road, Hodgkins, Ill. 60525

For more data, circle 120 on inquiry card



## Argos sound columns



can solve 90% of your sound system installation problems. We can support that statement with our new architect's data file. Send for it today.



**Argos**®  
PRODUCTS COMPANY  
600 South Sycamore Street  
Genoa, Illinois 60135

For more data, circle 121 on inquiry card

# Save money like water.



Kohler's automatic flow controls on lavatories, sinks, and showers trim your water and water heating bills.

If you're interested in cutting costs without cutting comforts, look into Kohler's automatic flow controls.

On lavatory and sink fittings, a control holds water flow to a fraction of the unchecked flow. And on showerheads, to three gallons per minute (about 50% of the normal flow). Generous—but not wasteful.

Annual reductions in water and water heating costs are sizable enough for the homeowner. For apartment buildings, hotels, motels, schools, hospitals, nursing homes and public rest rooms, savings mount up even more significantly.



An exclusive patented feature on Kohler fittings, the flow control unit is durable—quickly installed and easily accessible. On new plumbing installations, the flow control can be supplied as an integral part of the Kohler fitting—adding nothing to the installation costs. If you already have a Kohler fitting with a Valvet cartridge, simply replace it with the flow control cartridge.

Want to know more about automatic flow controls, now optional in fittings at nominal cost? See your Kohler distributor or write Kohler Co.,

Kohler, Wisconsin 53044.

Kohler Co., Kohler, Wisconsin 53044

For more data, circle 122 on inquiry card



# Go the building codes one safer, with PPG Wall and Panel Insulation.



For your next high rise, specify PPG Wall and Panel Insulation—made of fiber glass. It carries an Underwriters' Laboratories smoke developed rating of 50 and a flame spread rating of 25.

These are the same "Fire Hazard" ratings that most building codes require for pipe and duct insulation, but not necessarily for wall and panel construction. In fact, when it comes to wall and panel insulation, most codes do not specify a smoke developed rating.

As a result, insulation materials can be used which, during a fire, generate dense clouds of smoke. Up to a rating of 200 or more. And fire protection authorities agree that more fire-related injuries and fatalities are caused by smoke than by heat or flame.

PPG fiber glass Wall and Panel Insulation is listed by UL for use in a variety of fire-rated wall and partition designs.

For complete details, send in the coupon.

**PPG: a Concern for the Future**



PPG Industries, Inc., Fiber Glass Division,  
One Gateway Center, Pittsburgh, Pa. 15222.

I'm interested in more information on PPG Wall  
and Panel Insulation. Please have your salesman  
phone for an appointment.

Name \_\_\_\_\_

Title \_\_\_\_\_

Company \_\_\_\_\_

Address \_\_\_\_\_

City \_\_\_\_\_

State \_\_\_\_\_ Zip \_\_\_\_\_

Phone Number \_\_\_\_\_

For more data, circle 123 on inquiry card

**Jewett  
designs  
refrigerators  
for space -  
saving  
convenience**



**eye level** (illus. model WM-CW)


In the lab, nurses station, operating room or other areas where space is at a premium, the Jewett wall-mounted, eye-level refrigerator solves the problem. Designed to fit flush with adjacent cabinet work in stainless steel or custom finished to your specifications. These space-saving refrigerators are of thin wall construction incorporating polyurethane insulation and an air-tight, thermo-break door seal. Single door models come in four sizes 18" W. x 13" D. x 30" H. with 1.5 cubic foot capacity up to the 4.3 model with dimensions of 24" W. x 18" D. x 36" H. Also available are double door models with capacity of up to 9.6 cubic feet.

**under counter** (illus. model UC-5-BC)

Bigger inside than out . . . hardly, but with outside dimensions of 24" x 24" x 34½" this versatile line of laboratory, pharmacy or nurses station refrigerators has an unusually large capacity of 5.4 cubic feet. Built to fit flush with adjacent cabinet work in stainless steel or custom finished achieving a trim, uninterrupted line of design.

Both eye-level and under-counter models feature:

- Gleaming stainless steel interiors.
- Explosion-safe and total explosion-proof construction, optional.
- Removable front grille through which all fittings and controls can be easily serviced without moving refrigerator.
- Dished interior bottom to protect floors from spilled products.
- Automatic and semi-automatic defrost system with built-in condensate evaporator and accumulator. Eliminates need for floor drain.



LEFT: Model UC-5 Two-tray ice cuber cooling system and semi-automatic defrost.

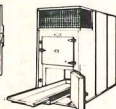
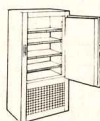
RIGHT: Model UC-5-CW Cold wall type cooling system with automatic push button defrost.



NOTE: Jewett also makes a line of freezers and blood banks with the same dimensions and features listed above.

**THE JEWETT REFRIGERATOR CO., INC.**  
2 LETCHWORTH STREET  
BUFFALO, NEW YORK, 14213

MANUFACTURERS  
OF REFRIGERATORS  
OF EVERY TYPE  
FOR INSTITUTIONS  
Since 1849



For more data, circle 124 on inquiry card

...the single most important factor in  
**Design/Construct**

When it comes to metal wall and roof systems,  
you can depend on SMITH  
Single Responsibility.

**SINGLE RESPONSIBILITY**

SMITH  
systems  
approach

SALES ENGINEERING

ENGINEERING

COLOR COATING

MANUFACTURING


FIELD ERECTION

R. & D.

Whether your project is an industrial building, power plant or office building, this Systems Approach can save you time and money.

SMITH'S Single Responsibility concept is the Systems Approach to solving your metal wall problems. It's a complete system . . . from the earliest Architectural/Engineering contact to placement of the final product fastener on the job site. SMITH Sales Engineers are specially trained to estimate and submit quotations, provide assistance in specification writing and detail suggestions. SMITH engineers design the products to suit your specific project. The material is color-coated and fabricated by SMITH personnel . . . erected on the job site by experienced SMITH erection crews. This Single Responsibility is the most important factor in Design/Construct.

Specify SMITH Single Responsibility for your next building project. For full details and specifications, consult Sweets Architectural File or write.



**ELWIN G. SMITH DIVISION**

100 WALLS STREET, PITTSBURGH, PENNSYLVANIA 15202

EGS-102

For more data, circle 125 on inquiry card

For a continuing presentation of significant architectural developments around the world, read

L'architecture d'aujourd'hui.

An avant-garde international magazine

L'ARCHITECTURE D'AUJOURD'HUI is an avant-garde magazine continually searching for new significant creations and their creators. L'ARCHITECTURE D'AUJOURD'HUI scope is global, its mission is specific: to bring to light significant trends and theories in the technology of construction and structures design, urbanism and environment around the world.

L'ARCHITECTURE D'AUJOURD'HUI is a rich dense 250 page magazine published every two months. Each issue is devoted to one topic. 1971 topics included an issue on DESIGN with all the meanings that this fashionable word conveys or disguises, and issues on ARCHITECTURE AND CHILDHOOD: What is it? Where are we going what can and has been done?

Subscribe today, and you will receive as a bonus our special edition on Louis Kahn.



**Special bonus:**

our English edition on Louis Kahn, architect, artist and poet. This magnificent album includes many original drawing and plans.

Subjects covered in the 1972 issues will include :  
 – “ Collective housing ”  
 – “ Munich 72 ” architecture for the olympic games.  
 – “ Individual housing ”  
 – “ Man and his environment ”

Regular contributors to L'ARCHITECTURE D'AUJOURD'HUI include engineers, architects, sociologists and writers. Among them : Otto Frei, Le Ricolais, Candela, Henri Lefevre, Francoise Choay, Roger Vailland, Michel Butor, Roland Barthes, and many others.

Though L'ARCHITECTURE D'AUJOURD'HUI, is written in French (a large English language resumé is included), it has the largest international circulation of any architectural magazine. Graphics, photos, plans are a universally understood language for its subscribers in 103 countries.

**A subscription to**

**L'ARCHITECTURE D'AUJOURD'HUI is your looking glass to significant international developments in architecture.**

**To subscribe, please complete the subscription coupon and return with your remittance to :**

L'ARCHITECTURE D'AUJOURD'HUI  
 5, rue Bartholdi 92 Boulogne (France)



**subscription card**

Please send

L'architecture d'aujourd'hui

for 1 year (6 issues 25 \$ US)

And the special edition on Louis Kahn to :

name .....

address .....

city ..... country .....

**Remittance must accompany order.**

**Please return to: L'ARCHITECTURE D'AUJOURD'HUI  
 5, Rue Bartholdi  
 92-BOULOGNE (France)**

# Who shot Santa Claus?

**S**anta Claus is dead! He died last year, when price and wage controls were imposed, the dollar was devalued and the whole trend of American economic policy and thought was abruptly reversed.

He died when the dreams died. The dream of something for nothing. The illusion that everything—prices, wages, profits, benefits, everything—could go forever up, without ever coming down. The fantasy of an endless and effortless expansion of output, with no increase in input. The vision of permanent, ordained U.S. domination of world markets.

What happened? Who killed Santa Claus?

A lot of things happened, all at once. But what principally happened was that the most productive economy in the history of the world became steadily less productive, and less competitive.

U.S. productivity in terms of total output declined. For over two decades, the gross national product increased at an average rate of about 4% per year. For 1970 and 1971, the rate dropped by almost three fourths—to 1.0%. The loss in output for the two years was \$60 billion.

Productivity in terms of output per man-hour declined.

From an average annual increase of 3.1%, 1950-1968, to an average 1.7%, 1968-1971.

Productivity in terms of cost efficiency declined. While output per man-hour was increas-

ing less than 2% a year, compensation per man-hour was increasing 7.4% a year.

Meanwhile, other changes were occurring.

The structure of the U.S. economy was changing. Services accounted for 30% of the GNP in 1950—37% in 1960—42% in 1970.

Demands on the shrinking producing base were increasing. The military burden, the burden of public needs, the tax burden, all grew heavier.

Competition in the world marketplace was increasing. Our major competitors became more productive.

West Germany continued to increase GNP and output per man-hour both at an average annual rate of 6%—and to increase exports 7% a year.

Japan increased GNP by an amazing 9% a year—output per man-hour 12%—exports 15%.

The U.S., in contrast, increased exports a bare 2% in 1971, and for the first time in this century imported more than it exported, by about \$2 billion.

What, or who, caused the decline in U.S. productivity?

What, and who, did not?

The measurements of output, of output per man-hour, or of cost efficiency do not measure

the effectiveness of labor alone, or of management alone, or of government alone. They measure and reflect on the efficiency of labor *and* of management *and* of government—and of the system that links all three in a functioning whole.

The decline in productivity is a result of the attitudes and actions of labor, and of management, and of government, and of the American people. It is the final result of a national attitude, and of the sum total of 200 million actions and inactions.

**B**ecause the decline is, above all, the result of waste. Waste of time, waste of money, waste of materials, waste of effort, and waste of spirit. And the truth is, this is an extravagantly, almost proudly, wasteful society.

So who is to blame? Nobody. And everybody. In the immortal words of Pogo: "We have met the enemy, and he is us." Who shot Santa Claus? We did.

And it doesn't matter. What matters is that, for whatever reason, we are all in the same boat. Neither labor nor management nor government can prosper, and most assuredly the American public cannot prosper in an unproductive and noncompetitive America.

It is time to stop fixing the blame and start fixing the boat. And the place to start is with the waste.

One way or another, we have got to reduce the waste of time—on or off the job. Due to the attitudes or actions of labor, or of management, or of government.

The waste of money—squandered, misspent or lost down a multitude of ratholes by careless labor, careless management and magnificently careless government.

The waste of materials—due to heedless consumption and needless neglect—by labor, management, government and the public.

The waste of effort—in meaningless, misdirected, mismanaged work. The fault of management, and of labor, and of government.

And the waste of spirit, energy and goodwill—in endless confrontation between labor, management, government and the myriad other groupings in a contentious society.

**Q**uite an order! To make America productive again, all we have to do is reform the attitudes and redirect the actions of a nation.

But all great endeavors begin with a single idea. And in this case the idea is simple, stark and direct—we can no longer *afford* the waste. The richest nation on earth is no longer so rich or so abundantly wealthy as to be able to ignore reality.

Santa Claus is dead!

We had best learn to live without him. Starting now.

---


*We at McGraw-Hill believe in the interdependence of American society. We believe that, particularly among the major groups—business, professions, labor and government—there is too little recognition of our mutual dependence, and of our respective contributions. And we believe that it is the responsibility of the media to improve this recognition.*

*This is the second of a series of editorial messages on a variety of significant subjects that we hope will contribute to a broader understanding.*

*Permission is freely granted to individuals and organizations to reprint or republish these messages.*

*John R. Emery*  
John R. Emery, President  
McGraw-Hill Publications Co.





**Where quality is  
vital and cost  
relatively unimportant,  
why not specify  
the best—TCS**

Items grouped under the general term "weathersealing"—fascia and counter flashing, for example—occupy a rather humble place among building components. But as every architect is aware, failure in such areas can often be very serious indeed, whereas the monetary saving involved in using an inferior material will normally amount to only a minute fraction of the total cost of an average building.

It is in this context that we should like to suggest your considering the specification of TCS (Terne-Coated Stainless Steel), a product which provides built-in safeguards against failure that are unmatched in the field of architectural metals.

**FOLLANSBEE**

Follansbee Steel Corporation  
Follansbee, West Virginia

*For more data, circle 126 on inquiry card*

# ARCHITECTURAL RECORD

Published by McGraw-Hill, Inc., 330 West 42nd Street, New York, New York 10036. © 1972. All rights reserved.

## SEMI-ANNUAL INDEX VOLUME 151 JAN.-JUNE 1972

Readers using the index will find buildings entered in three ways: by architect's name, by building or owner's name, and by building type (apartments, hospitals, schools, etc.). Other categories cover subjects in the engineering section (concrete, lighting, prefabrication, etc.). ABBREVIATIONS: AB-Architectural Business; AE-Architectural Engineering; BC-Building Components; BTS-Building Types Study; IA-Issues in Architecture; RI-RECORD Interiors.

### A

Abbott, Carl, archt.; house for Mr. & Mrs. David Weld, near Sarasota, Fla.—Mid-May 1972, pp. 70-71

A-B-R Partnership, archts.; three modular child care centers, Denver—April 1972, BTS, p. 139

Acott, Richard, & Assocs., archts., Crate & Barrel, Oakbrook, Ill.—Jan. 1972, p. 86

Adams Wastewater Treatment Plant, Adams, Mass.; Johnson-Hotvedt, archts.—May 1972, BTS, pp. 126-127

Air Freight Building #1, Los Angeles; Parkin, archts.—May 1972, BTS, pp. 124-125

Alcan Corporate Offices, Toronto; A.J. Diamond & Barton Myers, archts.—Mar. 1972, pp. 93-96

Ali-Oglu, Egon, archt.; Early Learning Ctr., Stamford, Conn.—April 1972, BTS, p. 138

"AIA and Justice: do you know you're almost slightly pregnant?" by Walter F. Wagner, Jr.—May 1972, editorial, p. 9. AIA—Report of the National Policy Task Force—Feb. 1972, pp. 34-35

Anderson, Barbara and Allan, archts. & owners, house, Rye, N.Y.—Mid-May 1972, pp. 40-43

Andrews, John, archts., Guelph University Housing Complex "B", Guelph, Ont.—May 1972, pp. 94-95

Anselvicus, George, of Anselvicus/Rupe, archts., Mr. & Mrs. Robert H. Orchard res., St. Louis—Feb. 1972, pp. 108-109

Anshei-Sphard/Beth El Emeth Synagogue, Memphis; Mah + Jones, Inc., archts.—Jan. 1972, RI, pp. 84-85

Apartments. Berman, Alden R., archt.; Sheffield Manor, New Haven, Conn.—Mid-May 1972, pp. 90-91: Bulkley, Jonathan & Szevich, Igor, archts.; Friendship Village, San Francisco—Mid-May 1972, pp. 96-98: Burger, Edmund G. & Coplans, Patricia A., archts.; Crescent Village, Suisun City, Cal.—Mid-May 1972, pp. 80-81: Hartford Design Group archts.; The Martin Luther King, Jr. Community, Hartford, Conn.—Mid-May 1972, pp. 84-85: Merz, Joseph, archt.; apt. for August Heckscher, New York City—June 1972, pp. 105-106: O'Brien and Armstrong, archts.; Lines Apts., Mill Valley, Cal.—Mid-May 1972, pp. 82-84: Predock, Antoine, archt.; Cochiti apts., Cochiti, N.M.—Mid-May 1972, pp. 92-93: Rogers + Moore & Assocs., archts.; Meadgate Condominiums, Greenwich, Conn.—Mid-May 1972, pp. 94-95: Samton, Peter, archt. & owner, New York City—June 1972, pp. 109-110: Sandy and Babcock, archts.; Ocean House, Monterey, Cal.—Mid-May 1972, pp. 86-90: Stern & Hagmann, archt.; apt. for Mr. & Mrs. Hoffman, N.Y.C.—June 1972, pp. 107-108.

Architectural Business. "Can the housing census measure quality?" by James E. Carlson—April 1972, p. 74. "A contractor looks at construction management" by Richard B. DeMars, president, Geupel DeMars, Inc.—Jan. 1972, pp. 55-

58. "Financial management of professional firms" by Bradford Perkins—May 1972, pp. 59-60, 204, third in a series. "In support of excellence: a uniform language" (specifications)—Mar. 1972, pp. 53-54. "Marketing architectural services" by Bradford Perkins—April 1972, pp. 65-66, second in a series. "Photo-drafting: time-saving aid to quality"—Feb. 1972, pp. 53-56. "Why and how to plan professional firm management" by Bradford Perkins—Mar. 1972, pp. 57-58, first in a series. "Concern for the environment: its impact on construction" by James E. Carlson—June 1972, p. 60. "Organization for professional practice" by Bradford Perkins—June 1972, pp. 55-56

Architectural Engineering. "Adapting a European housing system to the U.S.—a case example"—Mar. 1972, pp. 129-132: (Harvard) "Science Center is precast for fast assembly"—Feb. 1972, pp. 129-132: "A roundtable on energy conservation through higher quality building"—Jan. 1972, pp. 97-104: "Solving today's curtain wall problems: comprehending them, and then providing expert attention," Part 1 of 2—May 1972, pp. 129-132; Part 2 of 2—June 1972, pp. 132-136: "A system's disciplines become clear as an architect works with it for two high-rise dormitories" (University of Delaware, Newark Campus; Bison factory precast concrete system designed by Charles Luckman Assocs.)—April 1972, pp. 143-146

Architectural Practice. see Architectural Business

Architectural Resources Cambridge, Inc., archts.; house for John Boyer, Lincoln, Mass.—Mid-May 1972, pp. 52-53

Art & Architecture. SITE Inc. "New concepts for public spaces combine art and architecture" by Janet Bloom—Feb. 1972, pp. 101-104

Astle, Neil & Assocs., archts.; house for Dr. & Mrs. R. L. Tollefson, Wausa, Neb.—Mid-May 1972, pp. 30-31

Australia. "The Environmental crisis down under" by Mildred F. Schmertz—May 1972, pp. 105-108

### B

Banks. Commercial and Industrial Bank, Memphis; Gassner-Nathan-Browne, archts.—May 1972, pp. 109-112: First Israel Bank & Trust Co., branch, New York City, Poor and Swanke, archts.—Jan. 1972, RI, p. 91

Barnett, Jonathan, "Why London works better than New York"—Mar. 1972, pp. 109-112

Becket, Welton, and Assocs., archts.; Henry Street Child Care Center, N.Y.C.—April 1972, BTS, p. 135: Worcester Center, Worcester, Mass.—May 1972, pp. 99-104

Belluschi, Pietro: The 1972 Gold Medalist, a portfolio of his work—April 1972, pp. 119-126

Berman, Alden R., archt.; Sheffield Manor apts., New Haven, Conn.—Mid-May 1972, pp. 90-91

Beyer Blinder Belle, archts.; Park Slope North Child Development Center, Brooklyn, N.Y.—April 1972, BTS, p. 135

"Bicentennial parks: a proposal for a proper birthday present" by Walter F. Wagner, Jr.—April 1972, editorial, pp. 9-10

Bloom, Janet, SITE Inc. "New concepts for public spaces combine art and architecture"—Feb. 1972, pp. 101-104

Blum, Sigmund (of Blum, Vaporciyan and Mitch, Inc.), archt. & owner, house, Franklin, Mich.—Mid-May 1972, pp. 74-77

Booth, Laurence and Nagle, James, archts.; house, northern Minn.—Mid-May 1972, pp. 64-65

Boston Building, The, Boston, Mass.; Pietro Belluschi-Ernery Roth & Sons, associated archts.—April 1972, pp. 123-124

Bradford Junior College Dormitories, Bradford, Mass.; Campbell, Aldrich and Nulty, archts.—Jan. 1972, BTS, pp. 120-121

Brookhollow Plaza, Dallas; Paul Rudolph, archt.—Feb. 1972, pp. 94-96

Brooklyn Children's Museum, New York City; Hardy Holzman Pfeiffer Assocs., archts.—April 1972, pp. 114-115

Buerger, Anne L., "House remodelings that reshape living patterns as well as space"—Feb. 1972, pp. 105-110

Bulkley, Jonathan and Szevich, Igor, archts.; Friendship Village apts., San Francisco—Mid-May 1972, pp. 96-98

Bull Field Volkmann Stockwell, archts.; house for Mr. & Mrs. Murray Waldman, San Francisco—Mid-May 1972, pp. 24-25

Burger, Edmund G. and Coplans, Patricia A., archts.; Crescent Village apts., Suisun City, Cal.—Mid-May 1972, pp. 80-81

Burlington Corporate Headquarters, Greensboro, N.C.; Odell Assocs. Inc., archts. & engrs.—Feb. 1972, BTS, pp. 118-121

Burroughs-Wellcome Co., Inc., Headquarters, Research Triangle Park, N.C.; Paul Rudolph, archt.—June 1972, pp. 95-100

### C

California Casualty Insurance Group Home Office, San Mateo, Cal.; John Carl Warnecke & Assocs., archts.—Feb. 1972, BTS, pp. 122-123

Campbell, Aldrich and Nulty, archts.; Bradford Junior College Dormitories, Bradford, Mass.—Jan. 1972, BTS, pp. 120-121

Carlson, James E., "Can the housing census measure quality?"—April 1972, AB, p. 74: "Health facilities construction, shifting trends"—Jan. 1972, AB, p. 60: "1971 in review: insight on the outlook"—Feb. 1972, AB, p. 58: "1971 in review, II: regional roundup"—Mar. 1972, AB, p. 60: "Concern for the environment; its impact on construction"—June 1972, AB, p. 60

Carnegie-Mellon University Fraternity Houses, Pittsburgh; Curry, Martin, Highberger and Klaus, archts.—Jan. 1972, BTS, pp. 122-123

Carroll, P. J., & Co. Ltd., Dundalk, Ireland; Michael Scott & Partners, archts.—May 1972, pp. 122-123

Chermayeff and Geismar Assocs., graphics; Worcester Center, Worcester, Mass.—May 1972, pp. 99-104

Child Care Centers. BTS #433: Belmont Day Care Center, Bronx; Daughters of African Descent Day Care Center, Brooklyn; Anthony Ave. Day Care Center, Bronx; 140th St. Center, Bronx; all by Frank Williams, archt.: Park Slope North Child Development Center, Brooklyn; Beyer Blinder Belle, archts.: Henry St. Child Care Center, N.Y.C.; Welton Becket and Assocs., archts.: Charlestown Playhouse, Charlestown, Pa.; Oskar Stonorov, archt.: Dulwichwood Nursery School, London; Stillman and Eastwich-Field, archts.: Early Learning Center, Stamford, Conn.; Egon Ali-Oglu, archt.: Three Modular Child Care Centers, Denver; A-B-R Partnership, archts.: Prototype Infant Center For California Migrant Workers; Sanford Hirshen and Partners, archts.: Shady Lane School, Pittsburgh, Paul Curtis and Roger Smith, archts.: CLC Good Hope Road Center for Children, Washington, D.C.; Paul Curtis and Roger Smith with Margaret Skutch, archts.: Hilltop Center, Dorchester, Mass.;

- PARD-Team, archts.: Highgate Nursery School, London; Hendriksdalsberget Barnstuga, Stockholm—April 1972, pp. 127-142
- Chrisman, Miller and Wallace, archts., their own office, Lexington, Ken.—Jan. 1972, RI, p. 96
- Christie, George, "Construction outlook 1972; first update"—May 1972, AB, p. 62
- Clibbon, Sheila, ARIBA, & Sachs, Marvin, MD, "Research Unit completes study of industrial spaces in hospitals"—June 1972, BTS, pp. 126-132
- Cochiti apts., Cochiti, N.M.; Antoine Predock, archt.—Mid-May 1972, pp. 92-93
- College Buildings. Bradford Junior College Dormitories, Bradford, Mass.; Campbell, Aldrich and Nulty, archts.—Jan. 1972, BTS, pp. 120-121; Carnegie-Mellon University Fraternity Houses, Pittsburgh; Curry, Martin, Highberger and Klaus, archts.—Jan. 1972, BTS, pp. 122-123; Harvard University faculty office building and classroom and administration building, Cambridge, Mass.; Benjamin Thompson & Assocs., Inc., archts.—Jan. 1972, BTS, pp. 124-129; Harvard University Graduate School of Business Administration Executive Development Complex, George Pierce Baker Hall & McCollum Center, Boston, Mass.; Shepley Bulfinch Richardson and Abbott, archts.—Jan. 1972, BTS, pp. 130-132; Houston, University of, College of Education; Wilson, Morris, Crain & Anderson, archts.—April 1972, pp. 105-108; Old Westbury College Service Buildings, Old Westbury, L.I., N.Y.; James Stewart Polshek and Assocs., archts.—Feb. 1972, pp. 97-100; Queensborough Community College Cafeteria, Bayside, N.Y.; Holden Yang Raemsch & Corser and F.P. Weidersum Assocs., associated archts.—Jan. 1972, BTS, pp. 116-119; Texas Christian University, Sid W. Richardson Physical Sciences Building, Ft. Worth; Paul Rudolph, archt.—Feb. 1972, pp. 87-93; University of Delaware Residence Hall Housing; Charles Luckman Assocs., archts. (Bison factory precast concrete system)—April 1972, AE, pp. 143-146
- Columbus Occupational Health Center, Columbus, Ind.; Hardy Holzman Pfeiffer Assocs., archts.—April 1972, pp. 112-113
- Commercial and Industrial Bank, Memphis, Gassner-Nathan-Browne, archts.—May 1972, pp. 109-112
- "Concern for the environment: its impact on construction" by James Carlson—June 1972, AB, p. 60
- Concrete, Precast. (Harvard University) "Science Center is precast for fast assembly"—Feb. 1972, AE, pp. 129-132
- Con Ed Park and Visitor Center, Indian Point, N.Y.; M. Paul Friedberg & Assocs., landscape archt.—Mar. 1971, p. 104
- Cope, Lindner & Walmsley, archts. for mall and sitework, The Mall in Columbia, Columbia, Md.—Mar. 1972, BTS, pp. 114-121
- Craig, Zeidler & Strong, archts.; Guelph University Physical Sciences Complex, Guelph, Ont.—May 1972, pp. 97-98
- Crate & Barrel, Oakbrook, Ill., Richard Acott & Assocs., archts.—Jan. 1972, RI, p. 86
- Crescent Village apts., Suisun City, Cal.; Edmund G. Burger and Patricia A. Coplans, archts.—Mid-May 1972, pp. 80-81
- Curry, Martin, Highberger and Klaus, archts., Carnegie-Mellon University Fraternity Houses, Pittsburgh—Jan. 1972, BTS, pp. 122-123
- Curtain Walls. "Solving today's curtain wall problems: comprehending them, and then providing expert attention," Part 1 of 2—May 1972, pp. 129-132; Part 2 of 2—June 1972, pp. 133-136
- Curtis, Paul and Smith, Roger, archts. with Margaret Skutch; CLC Good Hope Road Center for Children, Washington, D.C.—April 1972, BTS, p. 141; Shady Lane School, Pittsburgh—April 1972, BTS, p. 141
- D
- Davis, Brody & Assocs. and Weiner Gran Assocs., associated archts.; house for Mr. and Mrs. Samuel Wiener, Jr., Westport, Conn.—Mid-May 1972, pp. 72-73
- DeMars, Richard B., president, Geupel DeMars, Inc., "A contractor looks at construction management"—Jan. 1972, AB, pp. 55-58
- Denver Art Museum, The, Denver; James Sudler Assocs., and Gio Ponti, associated archts.—Mar. 1972, pp. 87-92
- DeVido, Alfred, archt.; house for Willard Wirth, Westchester County, N.Y.—Mid-May 1972, pp. 66-69
- Diamond, A.J., & Myers, Barton, archts.; Alcan Corporate Offices, Toronto—Mar. 1972, pp. 93-96
- Downtowner Motor Inn, Kansas City, Urban Architects, archts.—Jan. 1972, RI, pp. 94-95
- Dworsky & Assocs., archts.; Stephen S. Wise Temple, Los Angeles—June 1972, pp. 111-114
- E
- Eastridge Regional Shopping Mall, San Jose, Cal.; Ayner Naggar, archts.—Mar. 1972, BTS, pp. 124-128
- Editorials. "AIA and Justice: do you know you're almost slightly pregnant?"—May 1972, p. 9; "Bicentennial parks: a proposal for a proper birthday present"—April 1972, pp. 9-10; "National policy: the AIA's boldest and best proposal yet"—Feb. 1972, pp. 9-10; "Random thoughts on architects, homebuilders, and the NAHB show"—Mar. 1972, pp. 9-10; "Some old-fashioned talk to open the new year"—Jan. 1972, p. 9; "Some random thoughts on energy and the environment"—May 1972, pp. 9-10; "Next big concern of the profession: the 'New Exam'—and the schools"—June 1972, pp. 9-10, all by Walter F. Wagner, Jr.
- Emerson Electric Co. Environmental Systems Building, St. Louis; Hellmuth, Obata & Kassabaum, Inc., archts.—Feb. 1972, BTS, pp. 124-128
- Energy. "A roundtable on energy conservation through higher quality building"—Jan. 1972, AE, pp. 97-104
- "environmental crisis down under, The" by Mildred F. Schmetz—May 1972, pp. 105-108
- "environmental responsibility of the architect, The" by Max O. Urbahn—Feb. 1972, IA, pp. 111-112
- F
- Fairfield Civic Center, Fairfield, Cal.; Robert Wayne Hawley & Assocs., archts.—June 1972, pp. 101-104
- Field, John Louis (of Bull Field Volkmann Stockwell), archt., house for Mr. & Mrs. Murray Waldman, San Francisco—Mid-May 1972, pp. 24-25
- First Israel Bank & Trust Co., branch N.Y.C.; Poor and Swanke, archts.—Jan. 1972, RI, p. 91
- Fisher-Friedman Assocs., archts., house for Rodney F. Friedman, Belvedere, Cal.—Mid-May 1972, pp. 38-39
- Friedberg, M. Paul, and Assocs., landscape archts.: "Designing the urban landscape: new projects by M. Paul Friedberg and Assocs.": Bedford Stuyvesant Superblock, Harlem River Bronx State Park, Jeanette Park, Ward's Island Park, all in N.Y.C.; Watertown East Development, Watertown, Mass.; mobile video park; play unit system; Con Ed Park and Visitor Center, Indian Point, N.Y.—Mar. 1972, pp. 97-104. Worcester Center, Worcester, Mass.—May 1972, pp. 99-104.
- Friendship Village apts., San Francisco; Jonathan Bulkley and Igor Sazevich, archts.—Mid-May 1972, pp. 96-98
- G
- Gassner-Nathan-Browne, archts.; Commercial and Industrial Bank, Memphis—May 1972, pp. 109-112
- Gensler, M. Arthur, & Assocs., archts.; United Airlines Ticket Office, San Francisco—Jan. 1972, RI, pp. 82-83
- Guelph University, Guelph, Ont.; "Designing for growth: the metamorphosis of a rural campus into a university town": Arts Building and McLaughlin Library; Hancock, Little and Calvert Assocs., archts.; Sert, Jackson and Assocs. Inc., design consultants: Housing Complex 'B'; John Andrews, archts.: Physical Sciences Complex; Craig, Zeidler & Strong, archts.—May 1972, pp. 89-98
- Gueron, Henri de Gueron & Lepp & Assocs., archt. and owner, house, Easthampton, N.Y.—Mid-May 1972, pp. 44-45
- H
- Hancock, Little and Calvert Assocs., archts.; Sert, Jackson and Assocs. Inc., design consultants; Guelph University Guelph, Ont. Arts Building—May 1972, pp. 90-91; McLaughlin Library—May 1972, pp. 92-93
- Hardy Holzman Pfeiffer Assocs., archts.; "Design for Learning: work of Hardy Holzman Pfeiffer Assocs.": Southwest (Mt. Healthy) Elementary School, Columbus, Ind.; Columbus Occupational Health Center, Columbus, Ind.; Brooklyn Children's Museum, N.Y.C.; N.Y.C. Fire Dept. School, Wards Island, N.Y.—April 1972, pp. 109-118
- Harlem River Bronx State Park, N.Y.C.; M. Paul Friedberg & Assocs., landscape archt.—Mar. 1972, pp. 98-99
- Hartford Design Group, archts.; The Martin Luther King, Jr. Community apts., Hartford, Conn.—Mid-May 1972, pp. 84-85
- Harvard University. Faculty office building and classroom and administration building, Cambridge, Mass.; Benjamin Thompson & Assocs., Inc., archts.—Jan. 1972, BTS, pp. 124-129. Graduate School of Business Administration Executive Development Complex, George Pierce Baker Hall & McCollum Center, Boston, Mass.; Shepley Bulfinch Richardson and Abbott, archts.—Jan. 1972, BTS, pp. 130-132. "Science center is precast for fast assembly"—Feb. 1972, AE, pp. 129-132
- Hawley, Robert Wayne & Assocs., archts.; Fairfield Cal. Civic Ctr.—June 1972, pp. 101-104
- Heery & Heery, archts.; Westinghouse Hermetic Motor Plant, Athens, Tenn.—May 1972, BTS, pp. 120-121
- Hellmuth, Obata & Kassabaum, Inc., archts.; Emerson Electric Co. Environmental Systems Bldg., St. Louis—Feb. 1972, BTS, pp. 124-128
- Henderson, Richard, archt.; house for Mr. & Mrs. Loring Mandel, Huntington Bay, N.Y.—Mid-May 1972, pp. 20-23
- Hirshen, Sanford and Partners, archts.; prototype infant center for California migrant workers—April 1972, BTS, p. 139
- Holden Yang Raemsch & Corser and F. P. Weidersum Assocs., associated archts.; Queensborough Community College Cafeteria, Bayside, N.Y.—Jan. 1972, BTS, pp. 116-119
- Holmes, Dwight E., archt. and owner, house, Tampa, Fla.—Mid-May 1972, pp. 36-37
- Hospitals. BTS #436 Hospital planning research: building systems research for the Veterans Administration, joint venture of Stone, Marraccini & Patterson with Building Systems Design, Inc., being applied at Saddleback Community Hospital, Laguna Hills, Cal.; a new generation of military hospitals at the Naval Medical Center, Bethesda, Md., Westinghouse/RTKL joint venture; Research unit completes study of industrial techniques spaces in hospitals, summary of work at the Architectural Research Unit, University City Science Center, Philadelphia, Pa., by Sheila Clibbon, ARIBA, director, and Marvin Sachs, MD—June 1972, pp. 126-132
- Hotels. Downtowner Motor Inn, Kansas City, Urban Architects, archts.—Jan. 1972, RI, pp. 94-95
- Houses. Abbott, Carl, archt.; house for Mr. & Mrs. David Weld, near Sarasota, Fla.—Mid-May 1972, pp. 70-71; Anderson, Barbara and Allan archts. and owners, house, Rye, N.Y.—Mid-May 1972, pp. 40-43; Anselvicius, George of Anselvicius/Rupe, archts., house for Mr. & Mrs. Robert H. Orchard, St. Louis—Feb. 1972, pp. 108-109; Ar-



chitectural Resources Cambridge, Inc., archts.; house for John Boyer, Lincoln, Mass.—Mid-May 1972, pp. 52-53: Astle, Neil & Assocs., archts.; house for Dr. & Mrs. R. L. Tollefson, Wausa, Neb.—Mid-May 1972, pp. 30-31: Blum, Sigmund F. and Vaporciyan, Harturun of Blum, Vaporciyan and Mitch, Inc., archts.; house for Sigmund Blum, Franklin, Mich.—Mid-May 1972, pp. 74-77: Booth, Laurence and Nagle, James, archts.; house, northern Minn.—Mid-May 1972, pp. 64-65: Bull Field Volkmann Stockwell archts., John Louis Field, partner-in-charge; house for Mr. & Mrs. Murray Waldman, San Francisco—Mid-May 1972, pp. 24-25: Davis, Brody & Assocs., and Weiner Gran Assocs., associated archts.; house for Mr. & Mrs. Samuel Wiener, Jr., Westport, Conn.—Mid-May 1972, pp. 72-73: DeVido, Alfred, archt.; house for Willard Wirth, Westchester County, N.Y.—Mid-May 1972, pp. 66-69: Fisher-Friedman Assocs., archts. house for Rodney F. Friedman, Belvedere, Cal.—Mid-May 1972—pp. 38-39: Friedman, Rodney F. of Fisher-Friedman Assocs., archt. and owner, house, Belvedere, Cal.—Mid-May 1972, pp. 38-39: Gueron, Henri of Gueron & Lepp & Assocs., archt. and owner, house, Easthampton, N.Y.—Mid-May 1972, pp. 44-45: Henderson, Richard, archt.; house for Mr. and Mrs. Loring Mandel, Huntington Bay, N.Y.—Mid-May 1972, pp. 20-23: Holmes, Dwight E., archt. and owner, house, Tampa, Fla.—Mid-May 1972, pp. 36-37: Huygens, Remmert and Tappé, Anthony, Inc., archts.; house, Barrington, R.I.—Mid-May 1972, pp. 32-35: Kiviat-Rappoport, archts., house, N.Y.C.—Jan. 1972, RI, pp. 88-89: Lovett, Wendell H., archt.; house for Mr. & Mrs. Lauren Studebaker, Mercer Island, Wash.—Mid-May 1972, pp. 54-57: Martin Soderstrom, archts.; house, Portland, Ore.—Mar. 1972, pp. 105-108: McLeod, James, archt.; Fire Island, N.Y.—Mid-May 1972, pp. 58-59: Meier, Richard, and Assocs., archts.—April 1972, pp. 97-104: MLTW/Turnbull Assocs. (William Turnbull, Jr. and Richard Garlinghouse), archts.; house, Aptos, Cal.—Mid-May 1972, pp. 60-61: Moore, Arthur Cotton, archt. and owner, house, Georgetown, Wash.—Mid-May 1972, pp. 50-51: Morris, William B., archt.; James Lintern house, Painesville, Ohio—Jan. 1972, pp. 111-114: Neski, Barbara and Julian, archts.; house for Mr. & Mrs. Stephen Kaplan, Easthampton, N.Y.—Mid-May 1972, pp. 26-29: Partridge, Lawrence, owner & archt., Weston, Mass.—Feb. 1972, pp. 106-107: Weiner Gran Assocs. and Davis, Brody & Assocs., archts.; house for Mr. & Mrs. Samuel Wiener, Jr., Westport, Conn.—Mid-May 1972, pp. 72-73: Wittenberg, Delony & Davidson, Inc., archts. house for Mr. & Mrs. Gordon G. Wittenberg, Little Rock—Feb. 1972, p. 110: Wong, Worley K. and Brocchini, Ronald G., archts., house, Santa Cruz, Cal.—Mid-May 1972, pp. 46-49

## I

Industrial Buildings. BTS #434: The Republic Newspaper Plant, Columbus, Ind., Skidmore, Owings & Merrill, archts.; Parker Hannifin Complex, Irvine, Cal., A.C. Martin & Assocs., archts.; Westinghouse Hermetic Motor Plant, Athens, Tenn., Heery & Heery, archts.: P. J. Carroll & Co., Ltd., Dundalk, Ireland, Michael Scott & Partners, archts.; Air Freight Building #1, Los Angeles, Perkin archts.; Adams Wastewater Treatment Plant, Adams, Mass., Johnson-Hotvedt, archts.—May 1972, pp. 113-128. Memorex Corp. administration and manufacturing facility, Santa Clara, Cal.; Leland King & Assocs., archts.—Jan. 1972, pp. 105-110

Innerspace Design, Inc., archts. & engrs., Simpsons Court, Toronto—Jan. 1972, RI, p. 90

Interiors. Anshei-Sphard/Beth El Emeth Synagogue, Memphis; Mah + Jones, Inc., archts.—Jan. 1972, pp. 84-85: Chrisman, Miller and Wallace, archts., their own office, Lexington, Ken.—Jan. 1972, p. 96: Crate & Barrel, Oakbrook, Ill.; Richard Acott & Assocs., archts.—Jan. 1972, p. 86: Downtowner Motor Inn, Kansas City, Urban Architects, archts.—Jan. 1972, pp. 94-95: First Israel Bank & Trust Co. branch, N.Y.C., Poor and Swanke, archts.—Jan. 1972, p. 91: apt. for August Heckscher, N.Y.C.; Joseph Merz, archt.—June 1972, pp. 105-106: apt. for Mr. and Mrs. Hoffman, N.Y.C.; Stern & Hagmann, archts.—June 1972, pp. 107-108: Kiviat-Rappoport archts., house, N.Y.C.—Jan. 1972, pp. 88-89: Museum Bookstore, San Francisco Museum of Art; Robinson & Mills, archts.—Jan. 1972, p. 87: Samton, Peter, archt. & owner, apt. N.Y.C.—June 1972, pp. 109-110: Simpsons Court, Toronto; Innerspace Design, Inc., archts. & engrs.—Jan. 1972, P. 90: United Airlines Ticket Office, San Francisco; M. Arthur Gensler & Assocs., archts.—Jan. 1972, pp. 82-83: The Williams Companies and Tallasi Management Co. offices, N.Y.C.; Harry Wolf & Assocs., archts.—Jan. 1972, pp. 92-93

Ireland Assocs., archts.; Mall Center for Fast Food Operations, Columbus, Ohio—Mar. 1972, BTS, pp. 122-123

## J

Jeanette Park, N.Y.C.; M. Paul Friedberg & Assocs., landscape archts.—Mar. 1972, pp. 100-101

Johnson-Hotvedt, & Assocs., archts.; Adams Wastewater Treatment Plant, Adams, Mass.—May 1972, BTS, pp. 126-127

## K

Kim, Tai Soo and Taty, Neil R. of Hartford Design Group, archts.; The Martin Luther King, Jr. Community apts., Hartford, Conn.—Mid-May 1972, pp. 84-85

King, Leland, & Assocs., archts.; Memorex Corp. Administration and manufacturing facility, Santa Clara, Calif.—Jan. 1972, pp. 105-110

Kiviat-Rappoport, archts. house, N.Y.C.—Jan. 1972, RI, pp. 88-89

## L

Lines Apts., Mill Valley, Cal.; O'Brien and Armstrong, archts.—Mid-May 1972, pp. 82-84

Loewy, Raymond/William Snaith Inc., archts. for two department stores, The Mall in Columbia, Columbia, Md—Mar. 1972, BTS, pp. 114-121

Lovett, Wendell H., archt.; house for Mr. & Mrs. Lauren Studebaker, Mercer Island, Wash.—Mid-May 1972, pp. 54-57

Luckman, Charles, Assocs., archts. (Bison factory precast concrete system), University of Delaware Residence Hall Hsg.—April 1972, AE, pp. 143-146

## M

Mah + Jones, Inc., archts., Anshei-Sphard/Beth El Emeth Synagogue—Jan. 1972, RI, pp. 84-85

Mall Center For Fast Food Operations, Columbus, Ohio; Ireland Assocs., archts.—Mar. 1972, BTS, pp. 122-123

Mall in Columbia, The, Columbia, Md.; Cope, Linder & Walmsley, archts. for mall and sitework; Raymond Loewy/William Snaith Inc., archts. for two department stores—Mar. 1972, pp. 114-121

Mandel, Loring, Mr. & Mrs., house, Huntington Bay, N.Y.; Richard Henderson, archt.—Mid-May 1972, pp. 20-23

Martin, A.C. & Assocs., archts.; Parker Hannifin Complex, Irvine, Cal.—May 1972, BTS, pp. 118-119

Martin & Soderstrom, archts.; house, Portland, Ore.—Mar. 1972, pp. 105-108

Martin Luther King, Jr. Community, The, apts., Hart-

ford, Conn.; Hartford Design Group (Tai Soo Kim and Neil R. Taty), archts.—Mid-May 1972, pp. 84-85

McLeod, James, archt., house, Fire Island, N.Y.—Mid-May 1972, pp. 58-59

Meadgate Condominiums, Greenwich, Conn.; Rogers + Moore and Assocs., archts.—Mid-May 1972, pp. 94-95

Meier, Richard, and Assocs., archts., house—April 1972, pp. 97-104

Memorex Corp. Administration and Manufacturing Facility, Santa Clara, Cal.; Leland King & Assocs., archts.—Jan. 1972, pp. 105-110

Merz, Joseph, archt.; apt. for August Heckscher, N.Y.C.—June 1972, pp.

MLTW/Turnbull Assocs. (William Turnbull, Jr. and Richard Garlinghouse), archts.; house, Aptos, Cal. Mid-May 1972, pp. 60-61

Moore, Arthur Cotton, archt. and owner, house, Georgetown, Wash.—Mid-May 1972, pp. 50-51

Morgan, James D., preface to Record Houses of 1972, Mid-May 1972, p. 19

Morris, William B., archt.; James Lintern residence, Painesville, Ohio—Jan. 1972, pp. 111-114

Museums. The Denver Art Museum, Denver, Colo.; James Sudler Assocs., and Gio Ponti, associated archts.—Mar. 1972, pp. 87-92

Myers, Barton, & Diamond, A.J., archts.; Alcan Corporate Offices, Toronto—Mar. 1972, pp. 93-96

## N

Naggar, Avner, archts., Eastridge Regional Shopping Mall, San Jose, Cal.—Mar. 1972, BTS, pp. 124-128

Neski, Barbara and Julian, archts., house for Mr. & Mrs. Stephen Kaplan, Easthampton, N.Y.—Mid-May 1972, pp. 26-29

New York City Fire Dept. School, Wards Island; Hardy Holzman Pfeiffer Assocs., archts.—April 1972, pp. 116-118

## O

O'Brien and Armstrong, archts.; Lines Apts., Mill Valley, Cal.—Mid-May 1972, pp. 82-84

Ocean House, apts., Monterey, Cal.; Sandy and Babcock, archts.—Mid-May 1972, pp. 86-90

Odell Assocs. Inc., archts. & engrs., Burlington Corporate Headquarters, Greensboro, N.C. — Feb. 1972, BTS, pp. 118-121

Offices. Suburban Office Buildings: BTS #431: PepsiCo Inc. World Headquarters, Harrison, N.Y.; Edward Durell Stone, archts.: Burlington Corporate Headquarters, Greensboro, N.C.; Odell Assocs. Inc.; archts. & engrs.: Home Office For California Casualty Insurance Group, San Mateo, Cal.; John Carl Warnecke and Assocs., archts.: Emerson Electric Co. Environmental Systems Bldg., St. Louis; Hellmuth, Obata & Kassabaum, Inc., archts.—Feb. 1972, pp. 113-128. Alcan Corporate Offices, Toronto; A.J. Diamond & Barton Myers, archts.—Mar. 1972, pp. 93-96. Brookhollow Plaza, Dallas; Paul Rudolph, archt.—Feb. 1972, pp. 94-96. Chrisman, Miller and Wallace, archts., their own office, Lexington, Ken.—Jan. 1972, RI, p. 96. Memorex Corp. administration and manufacturing facility, Santa Clara, Calif.; Leland King & Assocs., archts.—Jan. 1972, pp. 105-110. The Williams Companies and Tallasi Management Company. N.Y.C.; Harry Wolf & Assocs., archts.—Jan. 1972, RI, pp. 92-93

Old Westbury College Service Buildings, Old Westbury, L.I., N.Y.; James Stewart Polshek and Assocs., archts.—Feb. 1972, pp. 97-100

"Organization for professional practice" by Bradford Perkins—June 1972, AB, pp. 55-56

## P

PARD-Team, archts.; Hilltop Center, Dorchester, Mass.—April 1972, BTS, p. 141

Parker Hannifin Complex, Irvine, Cal.; A.C. Martin & Assocs., archts.—May 1972, BTS, pp. 118-119

Parkin archts., Air Freight Building #1, Los Angeles—May 1972, BTS, pp. 124-125

Partridge, Lawrence, owner & archts, house, Weston, Mass.—Feb. 1972, pp. 106-107

Perkins, Bradford, "Financial management of professional firms"—May 1972, AB, pp. 59-60, 204, third in a series. "Marketing architectural services"—April 1972, AB, pp. 65-66, second in a series. "Why and how to plan professional firm management"—Mar. 1972, AB, pp. 57-58, first in a series. "Organization for professional practice"—June 1972, pp. 55-56

Pepsico, Inc. World Headquarters, Harrison, N.Y.; Edward Durell Stone & Assocs., archts.—Feb. 1972, BTS, pp. 114-117

Polshek, James Stewart, and Assocs., archts., Old Westbury College Services Bldg., Old Westbury, L.I., N.Y.—Feb. 1972 pp. 97-100

Ponti, Gio and James Sudler Assocs., associated archts., The Denver Art Museum, Denver, Colo.—Mar. 1972, pp. 87-92

Poor and Swanke, archts.; First Israel Bank & Trust Co., branch, N.Y.C.—Jan. 1972, RI, p. 91

Portland Museum Art School, Portland, Ore.; Pietro Belluschi and Wolff Zimmer Gunsul Frasca Ritter, archts.—April 1972, pp/ 120-122

Predock, Antoine, archt.; Cochiti apts., Cochiti, N.M.—Mid-May 1972, pp. 92-93

Public Bldgs. Fairfield, Cal. Civic Ctr.; Robert Wayne Hawley & Assocs., archts.—June 1972, pp. 101-104

## Q

Queensborough Community College Cafeteria, Bayside, N.Y.; Holden Yang Raemsch & Corser and F.P. Weidersum Assocs., associated archts.—Jan. 1972, BTS, pp. 116-119

## R

Recreational Buildings. "Designing the urban landscape: new projects by M. Paul Friedberg and Assocs."—Mar. 1972, pp. 97-104 (see Friedberg)

Religious Building. Anshei-Sphard/Beth El Emeth Synagogue, Memphis; Mah + Jones, Inc., archts.—Jan. 1972, RI, pp. 84-85. Stephen S. Wise Temple, Los Angeles; Daniel L. Dworsky & Assocs., archts.—June 1972, pp. 111-114

Republic Newspaper Plant, Columbus, Ind.; Skidmore, Owings & Merrill, archts.—May 1972, BTS, pp. 114-117

Research Building. Burroughs-Wellcome Co., Inc. headquarters, Research Triangle Park, N.C.; Paul Rudolph, archt.—June 1972, pp. 95-100

Robinson & Mills, archts., Museum Bookstore, San Francisco Museum of Art—Jan. 1972, RI, p. 87

Rogers • Moore and Assocs., archts.; Meadgate Condominiums, Greenwich, Conn.—Mid-May 1972, pp. 94-95

Roth, Emery, & Sons and Pietro Belluschi, associated archts.; The Boston Building, Boston, Mass.—April 1972, pp. 123-124

Rudolph, Paul, archt.; Two Projects; The Sid W. Richardson Physical Sciences Building, Texas Christian University, Ft. Worth; Brookhollow Plaza, Dallas—Feb. 1972, pp. 87-96. Burroughs-Wellcome Co., Inc. headquarters, Research Triangle Park, N.C.—June 1972, pp. 95-100

## S

Sachs, Marvin, MD and Clibbon, Shiela, ARIBA, "Research unit completes study of industrial techniques spaces in hospitals"—June 1972, BTS, pp. 126-132

Samton, Peter, archt. & owner, apt., N.Y.C.—June 1972, pp. 109-110

Sandy and Babcock, archts.; Ocean House apts., Monterey, Cal.—Mid-May 1972, pp. 86-90

Sazevich, Igor and Bulkley, Jonathan, archts.; Friendship Village apts., San Francisco—Mid-May 1972, pp. 96-98

Schmertz, Mildred F., "environmental crisis down under, The"—May 1972, pp. 105-108

Scott, Michael, & Partners, archts.; P.J. Carroll & Co. Ltd., Dundalk, Ireland—May 1972, BTS, pp. 122-123

Sert, Jackson and Assoc. Inc., design consultants; Hancock, Little and Calvert Assocs., archts.; Guelph University, Guelph, Ont. Arts Building—May 1972, pp. 90-91; McLaughlin Library—May 1972, pp. 92-93

Sert, Jackson and Assocs. Inc., master planners; Worcester Center, Worcester, Mass.—May 1972, pp. 99-104

Sheffield Manor apts., New Haven, Conn.; Alden R. Berman, archt.—Mid-May 1972, pp. 90-91

Shepley Bulfinch Richardson and Abbott, archts.; Harvard University Graduate School of Business Administration Executive Development Complex, George Pierce Baker Hall & McCollum Center, Boston, Mass.—Jan. 1972, BTS, pp. 130-132

Shopping Centers. BTS #432 "Shopping Malls in Suburbia" by Robert Jensen: The Mall In Columbia, Columbia, Md.; Cope, Linder & Walmsley, archts. for mall and sitework; Raymond Loewy/William Snaith Inc. archts. for two department stores: Mall Center For Fast Food Operations, Columbus, Ohio; Ireland Assocs., archts.: Eastridge Regional Shopping Mall, San Jose, Cal.; Avner Naggar, archts.—Mar. 1972, pp. 113-128. Worcester Center, Worcester, Mass.; Welton Becket and Assocs., archts.—May 1972, pp. 99-104

Simpsons Court, Toronto; Innerspace Design, Inc., archts. & engrs.—Jan. 1972, RI, p. 90

SITE Inc. "New concepts for public spaces combine art and architecture" by Janet Bloom—Feb. 1971, pp. 101-104

Skidmore, Owings & Merrill, archts.; Republic Newspaper Plant, Columbus, Ind.—May 1972, BTS, pp. 114-117

Southwest (Mt. Healthy) Elementary School, Columbus, Ind.; Hardy Holzman Pfeiffer Assocs., archts.—April 1972, pp. 110-111

Specifications. "In support of excellence: a uniform language"—Mar. 1972, AB, pp. 53-54

Stern & Hagmann, archts.; apt. for Mr. & Mrs. Hoffman, N.Y.C.—June 1972, pp. 107-108

Stillman and Eastwich-Field, archts.; Dulwichwood Nursery School, London—April 1972, BTS, p. 137

Stone, Edward Durell, & Assocs., archts.; Pepsico, Inc., World Headquarters, Harrison, N.Y.—Feb. 1972, BTS, pp. 114-117

Stone Marraccini & Patterson with Building Systems Design, Inc., joint venture; building systems research for Veterans Administration being applied at Saddleback Community Hospital, Laguna Hills, Cal.—June 1972, BTS, pp. 115-122

Stonorov, Oskar, archt.; Charlestown Playhouse, Charlestown, Pa.—April 1972, BTS, p. 136

Stores. Crate & Barrel, Oakbrook, Ill.; Richard Acott & Assocs., archts.—Jan. 1972, RI, p. 86; Museum Bookstore, San Francisco Museum of Art, Robinson & Mills, archts.—Jan. 1972, RI, p. 87; Simpsons Court, Toronto; Innerspace Design, Inc., archts. & engrs.—Jan. 1972, RI, p. 90

Studebaker, Lauren, Mr. & Mrs., house, Mercer Island, Wash.; Wandell H. Lovett, archt.—Mid-May 1972, pp. 54-57

Sudler, James, Assocs. and Gio Ponti, associated archts.; The Denver Art Museum, Denver—Mar. 1972, pp. 87-92

Systems Building. "Adapting a European housing system to the U.S.—a case example"—Mar. 1972, AE, p. 129-132. "A system's disciplines become clear as an architect works with it for two high-rise dormitories"—April 1972, AE, pp. 143-146

## T

Taty, Neil R. and Kim, Tai Soo of Hartford Design Group, archts.; The Martin Luther King, Jr. Community apts., Hartford, Conn.—Mid-May 1972, pp. 84-85

Texas Christian University, Sid W. Richardson Physical Sciences Building, Ft. Worth; Paul Rudolph, archt.—Feb. 1972, pp. 87-93

Thompson, Benjamin, & Assocs., archts., Harvard University faculty office building and classroom and administration building, Cambridge, Mass.—Jan. 1972, BTS, pp. 124-129

Tollefson, Mr. & Mrs., house, Wausa, Neb.; Neil Astle & Assocs., archts.—Mid-May 1972, pp. 30-31

Transportation Building. United Airlines Ticket Office, San Francisco; M. Arthur Gensler & Assocs. archts.—Jan. 1972, RI, pp. 82-83

## U

University of Delaware Residence Hall Housing, Charles Luckman Assocs., archts. (Bison factory precast system)—April 1972, AE, pp. 143-146

Urbahn, Max O., "The environmental responsibility of the architect"—Feb. 1972, IA, pp. 111-112

Urban Architects, archts.: Downtowner Motor Inn, Kansas City—Jan. 1972, RI, pp. 94-95

## W

Wagner, Walter F., Jr., editorials: "AIA and Justice: do you know you're almost slightly pregnant?"—May 1972, p. 9. "Bicentennial parks: a proposal for a proper birthday present"—April 1972, pp. 9-10. "National policy: the AIA's boldest and best proposal yet"—Feb. 1972, pp. 9-10. "Random thoughts on architects, homebuilders, and the NAHB show"—Mar. 1972, pp. 9-10. "Some old-fashioned talk to open the new year"—Jan. 1972, p. 9. "Some random thoughts on energy and environment"—May 1972, pp. 9-10. "Next big concern of the profession: the 'New Exam'—and the schools—June 1972, pp. 9-10

Ward's Island Park, N.Y.C.; M. Paul Friedberg & Assocs., landscape archts.—Mar. 1972, pp. 102-103

Warnecke, John Carl, & Assocs., archts.; California Casualty Insurance Group Home Office, San Mateo, Cal.—Feb. 1972, BTS, pp. 122-123

Weidersum, F.P., Assocs., and Holden Yang Raemsch & Corser, associated archts.; Queensborough Community College Cafeteria, Bayside, N.Y.—Jan. 1972, BTS, pp. 116-119

Weiner Gran Assocs. and Davis, Brody & Assocs., associated archts.; house for Mr. & Mrs. Samuel Wiener, Jr., Westport, Conn.—Mid-May 1972, pp. 72-73

Westinghouse Hermetic Motor Plant, Athens, Tenn.; Heery & Heery, archts.—May 1972, pp. 120-121

Westinghouse/RTKL, joint venture; Naval Medical Center, Bethesda, Md.—June 1972, BTS, pp. 123-125

Williams Companies, The, and Tallasi Management Co.; offices, N.Y.C.; Harry Wolf & Assocs., archts.—Jan. 1972, RI, pp. 92-93

Williams, Frank E., archt.; Belmont Day Care Center, Bronx; Daughters of African Descent Day Care Center, Brooklyn; Marcus Garvey Day Care Center, Bronx; Anthony Avenue Day Care Center, Bronx; 140th St. Center, Bronx—April, BTS, pp. 130-134

Wilson, Morris, Crain & Anderson, archts.—University of Houston College of Education, Houston—April 1972, pp. 105-108

Wise, Stephen S. Temple, Los Angeles; Daniel L. Dworsky & Assocs., archts.—June 1972, pp. 111-114

Wittenberg, Delony & Davidson, Inc., archts. & engrs., house for Mr. & Mrs. Gordon G. Wittenberg, Little Rock—Feb. 1972, p. 110

Wolff Zimmer Gunsul Frasca Ritter and Pietro Belluschi, archts.; Portland Museum Art School—April 1972, pp. 120-122

Wolf, Harry, & Assocs., archts., The Williams Companies and Tallasi Management Co. office, N.Y.C.—Jan. 1972, RI, pp. 92-93

Wong, Worley K. and Brocchini, Ronald G., archts.; house, Santa Cruz, Cal.—Mid-May 1972, pp. 46-49

Worcester Center, Worcester, Mass.; Welton Becket and Assocs., archts.—May 1972, pp. 99-104

Wirth, Willard, house, Westchester County, N.Y.; Alfred De Vido, archt.—Mid-May 1972, pp. 66-69

**YOU CAN TRUST**  
**Sanymetal®**  
**TO MEET**  
**SPECIAL NEEDS...IN**

FEATURES  
 FINISHES  
 MATERIALS  
 STYLES

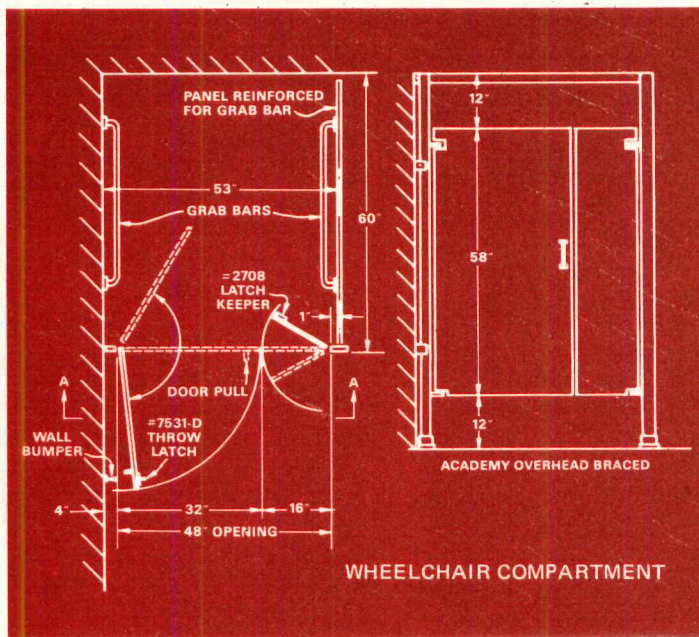
... UNIQUE APPLICATIONS

Sanymetal has innovated many of the features, finishes and styles in toilet partitions . . . ideas and designs that have become "standard" for the industry.

Wherever you have special applications, problems of space, budget or traffic, Sanymetal can help meet your needs.

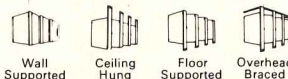
This "wheel chair" compartment is one example of Sanymetals' cost-saving ingenuity. The 48" wide opening provides easy access with one 32" door and an additional 16" two-way door that open with a touch and close to pre-set positions. Both double-acting doors are mounted with the exclusive Sanymetal fully-recessed, flush hinges, hinge brackets and latches . . . safer, smoother, easier to clean and proven-in-use to millions of "swings".

You may want to ask about your special needs . . . or know more about Sanymetals . . . call your Sanymetal rep, check Sweets File or contact us directly . . . the service is special, too.



**Sanymetal®**

THE *Sanymetal* PRODUCTS COMPANY, INC.  
 1701 URBANA ROAD, CLEVELAND, OHIO 44112



For more data, circle 127 on inquiry card

# ADVERTISING INDEX

Pre-filed catalogs of the manufacturers listed below are available in the 1972 Sweet's Catalog File as follows.


- A Architectural File (green)
- I Industrial Construction File (blue)
- L Light Construction File (yellow)
- D Interior Design File (black)

<b>A</b>	
A Alkco Mfg. Co. ....	203
A-I Alliance Wall Corporation .....	164
A-I-D Allied Chemical Corp., Fibers Div.	183
A-I-D Aluminum Co. of America ....	178-179
American Gas Association .....	14
American Laundry Machinery Industries .....	186
A American Olean Tile Company ..	161
A American Standard-Plumbing and Heating Div. ....	30-31
American Sterilizer Co. ....	20
American Telephone and Telegraph Co. ....	PB11
A Amveld Buildings Products Div. .	180
A-L Andersen Corp. ....	72-73
Argos Products Co. ....	203
A-I-L-D Armstrong Cork Co. ....	65 to 68
A-I Atlas Minerals & Chemicals Div.—ESB Inc. ....	63
AVM Corporation Jamestown Products Division .....	177
A-L Azrock Floor Products .....	3rd Cover
<b>B</b>	
A Bally Case & Cooler, Inc. ....	147
Bethlehem Steel Corp. ....	28-29
A-I-L Bilco Company .....	164
Boussois Souchon Neuvesel ...	IAS 2-3
A-I Bradley Washfountain .....	189
Bruning Co., Charles .....	169
A-D Burke Rubber Co. ....	32-3
<b>C</b>	
A-D Carpenter & Co., L. E. ....	190
Carrier Air Conditioning Co. ....	14
Champion Spark Plug Co. ....	PB3
Chrysler Corp., Airtemp Div. ....	86-87
A Cold Spring Granite Co. ....	80-81
Columbus Coated Fabrics .....	167
A Combustion Engineering—C-E Glass Division .....	170-171, PB9
Commercial Carpet Corporation .	75
Concrete Reinforcing Steel Institute .....	58-59
A-I Contech Inc., Sonneborn Div. ....	82
A Crouse-Hinds Company .....	18-19
<b>D</b>	
A Dempster Brothers, Inc. ....	32
Diazit Co., Inc. ....	78
Diebold Inc., Lamson Div. ....	61
A Dover Corp., Elevator Div. ....	36
A-I Dow Corning Corp. ....	71
Dupont De Nemours & Co., Inc. E.I. ....	84-85
<b>E</b>	
Eastman Kodak Co. ....	69
A Eaton Corp.—Lock and Hardware Div. ....	44-45
Emhart Corp. ....	185

<b>F</b>	
Fife, Inc., Richard .....	190
A Follansbee Steel Corp. ....	210
A-L-D Formica Corp. ....	151
<b>G</b>	
A-I-L-D General Electric Co. ....	34-35
A-I-L-D Georgia-Pacific Corporation .....	79
Glynn-Johnson Corp. ....	168
Goodyear Tire & Rubber Co. ....	76-77
A Granco Steel Products Co. ....	192
A-I Grefco Inc., Building Products Div.	54
Guth Co., Edwin F. ....	15
<b>H</b>	
Hager Hinge Company .....	40
A Houghton Elevator Company ....	195
A hc Products Co. ....	199-200
A-I-L-D Hercules Incorporated .....	159
A-I Hillyard Chemical Co. ....	188
Holophane Co., Inc. ....	57
A Hope's Windows, Inc. ....	62
Hubbell Inc., Harvey .....	8
<b>I</b>	
Ickes-Braun Glasshouses, Inc. ....	184
<b>J</b>	
A Jackson Products .....	182
Jamestown Products Division AVM Corporation .....	177
A Jewett Refrigerator Co., Inc. The .	206
Jute Carpet Backing Council, Inc.	78
<b>K</b>	
A-I-L-D Kaiser Aluminum & Chemical Corp. ....	187
Kawneer Co. ....	148-49
A KDI Paragon .....	78
A-I Keene Corp.—Stonco Div. ....	IFC-1
A-I Kinnear Corp. ....	175
A Kohler Company .....	204
A Koppers Company .....	141 to 144
A-D Kwik-Wall Company .....	83
<b>L</b>	
A LCN Closers, Inc. ....	88-89
A-I-L Libbey-Owens-Ford Co. ....	156-157
Lighting Products, Inc. ....	92
Los Angeles Architectural & Building Prods. Mart .....	90
Lyon Metal Products, Inc. ....	PB15
<b>M</b>	
Mammoth Div. ....	52-53
A-L-D Masonite Corp. ....	32-1
A Massey Seating Co. ....	176
Matthiessen & Hegeler Zinc Company .....	203
A McQuay Division, McQuay-Perfex Inc. ....	48
Modine Mfg. Co. ....	150
Montgomery Elevator Co. ....	154
<b>N</b>	
National Electrical Contractors Association .....	22
A-I-L-D National Gypsum Co. ....	16-17
A Nor-Lake, Inc. ....	194
North Carolina Granite Corporation .....	182
A Norton Door Closer Div. ....	70, 176
<b>O</b>	
A Otis Elevator Co. ....	181
A Overly Mfg. ....	46
A-I-D Owens-Corning Fiberglas Corp. .	21, 27

<b>P</b>	
Pella Rolscreen Co. ....	165-166
A Pellerin Milnor Corp. ....	196
Pennsylvania Grade Crude Oil Association .....	PB11
Pennwalt Chemicals Corp. ....	194
Phillips Fibers Corp. ....	174
Pitney Bowes Multi Products .....	PB6
A Pomona .....	161
A-L-D Potlatch Forests, Inc. ....	93
A-I-D PPG Industries, Inc.—Coatings & Resins .....	158
A-I-D PPG Industries, Inc.—Commercial Glass .....	6-7
D PPG Industries, Inc.—Fiberglass ..	205
A-I-D PPG Industries, Inc.—General Industrial Finishes .....	173, 193
<b>R</b>	
A-I Raynor Mfg. Co. ....	38-39
RCA—Mobile Communications Systems .....	PB5
Reeves-Bowman Structural Products .....	201
A-I Republic Steel Corp. ....	2-3, 197
A-I Reynolds Metals Co. ....	152-153
A-L Rohm and Haas Company .....	164
Russwin, Div. Emhart Corp. ....	185
<b>S</b>	
A Sanymetal Products Company, Inc.	215
A Sargent & Company .....	137
A Season—All Industries, Inc. ....	146
Sheraton-Boston Hotel .....	PB7
A Silbrico Corp. ....	203
Sloane Mfg. Div., R & G, The Susquehanna Corp. ....	25
A-I Sloan Valve Company .....	4th Cover
A Smith, Elwin G. Div. Cyclops Corp.	206
Snelling & Snelling .....	PB2
Sonneborn Div., Contech, Inc. ..	82
Sony Superscope .....	PB13
A Soss Mfg. Co. ....	182
Square D Company .....	24
A Standard Conveyor Co. ....	196
Steelcase, Inc. ....	94
Sunoco Products Co. ....	PB12
<b>T</b>	
Teledyne Post .....	PB7
A-I Thiokol Chemical Corp. ....	74
Tony Team .....	203
Trane Co. ....	138-139
A Trans-Vac Systems Div. ....	168
Travelodge .....	PB4
Treck Photographic Inc. ....	26
A Tremco Mfg. Co. ....	50-51
Trinity White, General Portland Cement Co. ....	155
Tyler Pipe Industries .....	202
<b>U</b>	
Unicom Systems, Inc. ....	PB16
A-D United States Gypsum Co. ....	91
A-I-L-D U.S. Plywood Corp. ....	198
A-I United States Steel Corp. ....	11 to 13
A-L Universal Rundle .....	203
A-L Uvalde Rock Asphalt Co. ...	3rd Cover
<b>V</b>	
L Vega Industries, Inc. ....	145
Viking Corporation .....	176
A Von Duprin Inc. ....	160
<b>W</b>	
Walker/Parkersburg Div. of Textron, Inc. ....	23
Wang Laboratories, Inc. ....	PB10
Wells Fargo Bank .....	32-2
A-I-L Weyerhaeuser Company .....	191
A Wide-Lite Corporation .....	162-163
<b>Z</b>	
A-L Zonolite Division .....	172

# The Supermarket for plumbing fixtures and fittings<sup>1</sup>



## Sweet's Architectural Catalog File, The Supermarket of the General Building Market.

The outlet for leading manufacturers of plumbing fixtures and fittings which is shopped in 285,000 times a year<sup>2</sup> by architects looking for everything from seats to nuts. Visit our expanded fixtures department—soon.

<sup>1</sup>Volume 12,  
Section 15:20  
<sup>2</sup>1971 Audit

**Sweet's Division,**  
McGraw-Hill Information Systems Company,  
330 West 42nd Street, New York, N.Y. 10036



### ARCHITECTURAL RECORD

McGraw-Hill, Inc., 1221 Avenue of the Americas, New York  
New York 10020

Advertising Sales Mgr.: Louis F. Kutscher (212) 997-2838  
Eastern Sales Mgr.: Donald T. Lock (212) 997-3583  
Central Sales Mgr.: Robert G. Kliesch (215) 568-6161  
Advertising Services Mgr.: Joseph R. Wunk (212) 997-2793  
Marketing Services Mgr.: Elizabeth Hayman (212) 997-2858  
Research Mgr.: Camille Padula (212) 997-2814  
Classified Advertising: (212) 997-2557

#### District Offices:

**Atlanta** 30309  
Edward G. Graves, 100 Colony Square, 1175 Peachtree St., N.E.  
(404) 892-2868

**Boston** 02116  
607 Boylston St., (617) 262-1160

**Chicago** 60611  
Robert T. Franden, Edward R. Novak, 645 N. Michigan Ave.  
(312) 751-3764-5

**Cleveland** 44113  
Willis W. Ingersoll, 55 Public Square, (216) 781-7000

**Dallas** 75201  
Dick Grater, 1340 Republic National Bank Building  
(214) 747-9721

**Denver** 80202  
Harry B. Doyle, 1700 Broadway, (303) 266-3863

**Detroit** 48226  
Richard D. Thielmann, 2600 Penobscot Bldg., (313) 962-1793

**Los Angeles** 90010  
Richard R. Butera, 3200 Wilshire Blvd.-South Tower (213) 487-1160

**New York** 10036  
Ted Rzempoluch, Michael M. Wood (212) 997-3584-6319

**Philadelphia** 19103  
Robert G. Kliesch, George T. Broskey, 6 Penn Center Plaza  
(215) 568-6161

**Pittsburgh** 15222  
Edward C. Weil, 4 Gateway Center, (412) 391-1314

**St. Louis** 63011  
Richard Grater, Manchester Rd., (314) 227-1600

**San Francisco** 94111  
Richard R. Butera, 425 Battery Street (415) 362-4600

#### Overseas Offices:

**Brussels**  
Galerie Porte de Namur, 22-26, Chaussee de Wavre  
1050 Brussels, Belgium

**Frankfurt/Main**  
Elsa-Brandstroen Str. 2, Frankfurt/Main, Germany

**London**  
34 Dover Street, London W.1, England

**Milan**  
Via Baracchini No. 1, Milan, Italy

**Paris**  
17, rue Georges Bizet, 75 Paris 16°, France

**Tokyo**  
2-5, 3-chome, Kasumigaseki, Chiyoda-ku, Tokyo, Japan

# CLASSIFIED SECTION

## PROFESSIONAL SERVICE

### ALTMAN & WEIL, INC.

Management Consulting Services

For professional firms. Problems of organization, economics, personnel, profit distribution, mergers, office systems. We work Coast to Coast. Contact us without obligation. Altman & Weil, Inc., Box 472, Ardmore, Pa. 19003 -or- J. P. Weil & Co., 111 Sutter St., San Francisco, Ca 94104.

## POSITIONS VACANT

**Registered Architects: A growing firm in the mid-south with a diversified practice including highest quality educational, industrial, institutional, and commercial projects has openings available for project managers capable of supervising project teams, client contact, and coordination of engineering and other disciplines through project completion. Design positions are also available for capable designers willing to work in a team environment. Excellent opportunity to progress with the firm. Moving expenses paid. Salary commensurate with qualifications. Send resume to Yearwood and Johnson, Architects, Inc., 911 Seventeenth Avenue, South, Nashville, Tennessee 37212.**

**Architectural-Project—International multi-discipline consulting firm with headquarters in small midwest city seeks project architect with strong design capability and experienced in preparation of contract documents. Will prepare schematic design studies, preliminary drawings and outline specifications. Must have management capabilities. Send complete resume including salary requirements to: Personnel Director, Stanley Consultants, Stanley Building, Muscatine, Iowa 52761. An Equal Opportunity Employer M/F.**

**State Agency—Opening as Head of Historic Sites Planning and Restoration Branch. Requires a BS in Architecture with experience in architectural restoration and supervising archeological, architectural and historical programs. Annual salary—\$14,628—Contact: Personnel Office, Texas Parks and Wildlife Department, Austin, Texas 78701.**

**andscape Architect with Advanced degree in planning—Successful architectural firm with diversified East Coast practice has a ground floor opening for an experienced person who is capable of starting and managing a new department. Salary, benefits, profit sharing, vacation...all excellent. We will pay expenses for interview, and help relocate if required. P-8027, Architectural Record.**

**Associate Architect—Position with medium size San Diego architectural firm. Mild climate, little smog, good freeways, plentiful housing and good schools. Yachting, deep-sea fishing and over 60 golf courses. Minutes to Mexico for bull-fights, racing and shopping. One-half hour to mountains and two hours to desert. Position will have responsibility for client relations, design and production of contract documents. Projects include residential subdivisions, multi-family complexes, hotels and light commercial. Applicant should be presently owner/principal in small firm or responsible position in larger firm. Forward resume including salary history to Mr. Johnson, J. V. Thompson, A.I.A. & Associates, 4776 El Cajon Boulevard, San Diego, California 92115.**

## POSITION VACANT

**Architectural firm located central Florida has openings; Senior Architectural Draftsmen, Structural Draftsmen, and Mechanical Draftsmen. P-7982, Architectural Record.**

## POSITION WANTED

**Architectural Draftsman interested in being employed as senior draftsman employed overseas. Prefer Europe if possible. Available as of June 1972. Experience in Type I, Type III and Type V Construction 5 years experience. Craig R. Burton, 3730 Midvale Ave #G, Los Angeles, California 90034.**

**Architectural Engineer, A.B., B.Sc., M.Sc., age 58, Registered 11 states, 30 years experience in A-E firms, past 18 years director of mechanical and electrical engineering for large A-E firm. Average profit 12% of fee on \$15-20M M/E work/annum. Have designed practically all types of systems and buildings thruout Western hemisphere, several Nationally recognized. Interested in A-E firms or design/construct firms as a working engineer and/or manager. Capable of handling any aspect of either. Resume on request. PW-8073, Architectural Record.**

## OFFICE SPACE

**New York Architect, located in Mid-Manhattan and long established, wishes to share his well equipped modern office with another architect or engineer. OS-7234, Architectural Record.**

## EMPLOYMENT SERVICE

**Architectural & Engineering Personnel. Naracon is your finest source for getting a new job in the right office. There is no fee. We are retained by A/E/C firms. Write or send your resume to: Naracon Personnel, 462 Germantown Pike, Lafayette Hill, Pa. 19444. No telephone calls. A professional-technical employment agency.**

## BUSINESS OPPORTUNITY

**Public Relations professional with 15 years' experience handling top architectural clients recently gave up Madison Avenue hoopla to operate modest, personalized one-man service. I am seeking one or two clients, large or small, requiring expertise in publicizing projects nationally or locally, brochures, reports, speeches, all writing assignments. Retainer or project basis. Please reply to BO-5225, Architectural Record.**

**Interesting Investment for retiring architect, apartment manager or engineer; rugged hard pine winter residence easily convertible to apartments on quiet quarter-acre three blocks from heart of city. Five bathrooms, space for 4 small kitchens. One huge kitchen needing modernization. General condition good. New natural gas furnace. Sale or would consider lease with option. Eulalie Salley, Box 622, Aiken 29801.**

## SELLING OPPORTUNITY AVAILABLE

**Representatives wanted with high quality luxury experience to sell large and unique collection of scenic (mural) panels with broad acceptance by architects, specifiers, designers for government, hotels, banks, restorations, executive offices, restaurants and institutions. Liberal commission with protected exclusive territories: Baltimore, Boston, Buffalo, Cincinnati, Cleveland, Dallas, Detroit, Houston, Kansas City, Milwaukee, Minneapolis, Philadelphia, Pittsburgh, St. Louis, Washington, D.C. RW-7682, Architectural Record.**

## FILMSTRIP AVAILABLE

**Architects: Now available for meetings, new DuPont filmstrip, with scenario, describing commercial carpet fibers, carpet backing and constructions. An excellent primer for carpet specifications. Requires rental of Dukane projector (Dukane distributors list provided). Write: DuPont, Dept. ARC, Textile Fibers, Centre Rd Bldg., Wilmington, Del., 19898, Att: W. F. Morris.**

## Classified Section Non-Display Order Form

To place a non-display advertisement, fill out this form, including your name, street address, city & state with ZIP code, attach it to a separate sheet containing your advertising copy, and mail it to:

ARCHITECTURAL RECORD / P.O. BOX  
12  
NEW YORK, N.Y./10036

Rates: \$3.80 per line, minimum insertion ten lines, six words to a line, box number counts as one additional line. Display rates on request.

Payment Enclosed \$ . . . . .  Bill me

Use Name & Address  Use Box No.

Advertisement to appear . . . . . time(s)

Signature

## REPLYING TO BOX NUMBER ADS

ADDRESS BOX NO. REPLIES TO: Box No.  
Classified Adv. Dept. of Architectural Record  
NEW YORK, N.Y. 10020 P.O. Box 900



# Azrock – the almost perfect floor...

## for Office Buildings

Azrock vinyl asbestos tile serves more office building requirements more perfectly than any other type of flooring. Yet it costs less than half as much as it did 20 years ago. And today it's a better floor. Here's why you can specify Azrock with confidence:

- Styled to coordinate with contemporary interiors
- Long lasting durability
- Fire safe, will not support combustion
- Shock proof
- Easy, economical cleaning and stain removal
- Resilient underfoot comfort
- Lowest motion resistance
- Non-allergenic, mildew proof, no odor retention
- Exceeds federal specifications
- Low-cost maintenance
- Low initial cost

Vinyl asbestos tile is one of the most widely used floorings in office buildings today. Offer clients a colorful, high style floor and cut maintenance problems with low-cost Azrock vinyl asbestos tile—the best floor for office buildings.

*Floor shown: Alvarado, one of over 150 colors and styles.*


the vinyl asbestos  
floor tile people



Write for free samples and No-Wax Maintenance information.  
Azrock Floor Products, 523 A Frost Bldg. San Antonio, Texas 78292.

For more data, circle 128 on inquiry card


The new beauty of  
Sloan Flush Valves.



Sloan Flush Valves are now dramatically restyled. Totally new contours shape their beauty in the elegant simplicity of classic design.

And this new regal appearance complements the traditional quality that has sustained Sloan Flush Valve leadership for more than sixty years.

To be sure your new building has the best in quality with beauty unsurpassed, specify Sloan Flush Valves— as most people do.



**SLOAN VALVE COMPANY**  
10500 Seymour Avenue,  
Franklin Park, Illinois 60131

*For more data, circle 129 on inquiry card*