

RECORD HOUSES® OF 1965

| | |
|---|-----|
| PREFACE, by <i>Herbert L. Smith Jr.</i> | 53 |
| TWENTY HOUSES OF THE YEAR | |
| <i>Residence for Mr. and Mrs. Joseph J. Schiffer, Concord, Massachusetts.</i> JOSEPH J. SCHIFFER, Architect | 54 |
| <i>Residence for Mr. and Mrs. John Wallace, Athens, Alabama.</i> PAUL RUDOLPH, Architect | 58 |
| <i>Residence for Mr. and Mrs. Nevin Wiley, Del Mar, California.</i> FREDERICK LIEBHARDT AND EUGENE WESTON III, Architects | 62 |
| <i>Residence for Mr. and Mrs. John Maher, Houston, Texas.</i> HOWARD BARNSTONE AND PARTNER, EUGENE AUBRY, Architects | 66 |
| <i>Development House for Levitt & Sons, Inc., Rockledge, Florida.</i> GENE LEEDY, Architect | 70 |
| <i>Residence for Professor and Mrs. Harry C. Gatos, Weston, Massachusetts.</i> EARL R. FLANSBURGH & ASSOCIATES, Architects | 74 |
| <i>Residence for Mr. and Mrs. Alfred N. Beadle, Phoenix, Arizona.</i> ALFRED N. BEADLE, DAILEY ASSOCIATES, Architect | 78 |
| <i>Residence in Ligonier, Pennsylvania.</i> WINSTON ELTING, Architect | 82 |
| <i>Development House for The Arvida Corporation, Sarasota, Florida.</i> J. WEST AND ASSOCIATES, Architects | 86 |
| <i>Residence for Mr. W. Hawkins Ferry, Grosse Pointe, Michigan.</i> MEATHE, KESSLER AND ASSOCIATES, Architects | 90 |
| <i>Development House for Louis Hickey and John Barr, South Pasadena, California.</i> TERNSTROM & SKINNER, Architects | 94 |
| <i>Residence for Mr. and Mrs. Victor Kirschman, New Orleans, Louisiana.</i> CHARLES COLBERT OF COLBERT, LOWREY, HESS, BOUDREAUX, FARNET, Architect | 98 |
| <i>Residence for Mr. and Mrs. Alan Naftalin, Riva, Maryland.</i> HUGH NEWELL JACOBSEN, Architect | 102 |
| <i>Residence for Mr. and Mrs. David G. Rawls, Jacksonville, Florida.</i> WILLIAM MORGAN, Architect | 106 |
| <i>Residence for Mr. and Mrs. Alan Steinert, Cambridge, Massachusetts.</i> F. FREDERICK BRUCK, Architect | 110 |
| <i>Development House for Willits West Company, Birmingham, Michigan.</i> CARL LUCKENBACH, Architect | 114 |
| <i>Residence for Mr. and Mrs. Edward B. Winnick, Woodbridge, Connecticut.</i> HERBERT S. NEWMAN, Architect | 118 |
| <i>Residence for Mr. Edward D. Cauduro, Portland, Oregon.</i> EDGAR WILSON SMITH, Architect | 122 |
| <i>Residence for Mr. and Mrs. John C. Portman Jr., Atlanta, Georgia.</i> EDWARDS AND PORTMAN, Architects | 126 |
| <i>Development House for Stoneson Development Corporation, Millbrae, California.</i> FISHER-FRIEDMAN ASSOCIATES—ROBERT J. GEERING ASSOCIATE, Architects | 130 |

continued on next page

COVER:

Residence for Mr. and Mrs. Nevin Wiley, Del Mar, California. Frederick Liebhardt and Eugene Weston III, Architects. Douglas Simmonds, Photographer

RECORD HOUSES OF 1965

Printed from

ARCHITECTURAL RECORD
 Mid-May 1965, Vol. 137, No. 6
 Published monthly,
 except May 1965,
 when semi-monthly,
 McGraw-Hill Publications,
 Division of McGraw-Hill, Inc.

EXECUTIVE, EDITORIAL,
 CIRCULATION AND
 ADVERTISING OFFICES:

McGraw-Hill Building
 120 West 42nd Street
 New York, New York 10036

EASTERN EDITORIAL OFFICES:

John Hancock Building
 15 California Street
 San Francisco, California, 94111

RECORD HOUSES® OF 1965

| | |
|---|-----|
| ARCHITECTS OF THE RECORD HOUSES OF 1965 | 133 |
| AIR CONDITIONING THE WHOLE HOUSE, <i>by Henry Wright</i> | 7 |
| AN ARCHITECT'S NOTES ON KITCHEN AND BATHROOM PLANNING, <i>by Preston M. Bolton, A.I.A.</i> | 15 |
| RECORD HOUSES COMPARATIVE BUILDING COSTS FOR SELECTED CITIES, <i>by William H. Edgerton, Editor-Manager, Dow Building Cost Calculator and Valuation Guide</i> | 134 |
| PHOTOGRAPHERS OF RECORD HOUSES OF 1965 | 202 |
| NEW PRODUCTS FOR THE HOUSE | 137 |
| NEW LITERATURE FOR HOME PLANNING | 182 |
| INDEX TO ADVERTISING | 204 |
| RECORD HOUSES READER SERVICE DEPARTMENT | 166 |

Staff of Architectural Record

EDITOR

Emerson Goble, A.I.A.

EXECUTIVE EDITOR

Walter F. Wagner Jr.

MANAGING EDITOR

Jeanne M. Davern

SENIOR EDITORS

Robert E. Fischer
James S. Hornbeck, A.I.A.
Mildred F. Schmertz
Herbert L. Smith Jr., A.I.A.
Elisabeth Kendall Thompson, A.I.A.

ASSOCIATE EDITORS

William B. Foxhall
Jonathan Barnett

ASSISTANT EDITORS

Sidney A. Abbott
Mary E. Arendas
Susan Braybrooke
John Samuel Margolies

DESIGN

Eugene H. Hawley, *Director*
Alex H. Stillano, *Associate*
Sigman-Ward, *Drafting*

EDITORIAL CONSULTANTS

Edward Larrabee Barnes, A.I.A.
Walter Gropius, F.A.I.A.
Robert F. Hastings, F.A.I.A.
Paul Rudolph, A.I.A.

INDUSTRY CONSULTANTS

George A. Christie, Jr., *Economics*
Clyde Shute, *Statistical*
Clifford G. Dannels, Jr., *Field Research*
Daniel J. Howe, Jr., *Public Relations*
Ernest Mickel, *Washington*
Myron L. Matthews and
William H. Edgerton, *Building Costs*

MCGRAW-HILL WORLD NEWS

John Wilhelm, *Director*
Domestic News Bureau—*Atlanta, Chicago, Cleveland, Dallas, Detroit, Los Angeles, San Francisco, Seattle, Washington, D. C.*
International News Bureau—*Bonn, Brussels, London, Mexico City, Milan, Moscow, Paris, Rio de Janeiro, Tokyo*

PUBLISHER

Eugene E. Weyeneth

ASSISTANT TO THE PUBLISHER

Blake Hughes

CIRCULATION MANAGER

Henry G. Hardwick

ADVERTISING SALES MANAGER

James E. Boddorf

OF PARTICULAR ASSISTANCE TO THE EDITOR AND STAFF in preparation of this issue were: Herbert L. Smith Jr., editor-in-charge; Susan Braybrooke, assistant editor; Marjorie B. Noyes and Barbara Cash, page design and drawings; Alex H. Stillano, cover and art production.

ARCHITECTURAL RECORD (combined with AMERICAN ARCHITECT and ARCHITECTURE), title ® reg. in U.S. Patent Office, © copyright 1965 by McGraw-Hill, Inc. All rights reserved including the right to reproduce the contents of this publication either in whole or in part. Quotations on bulk reprints of articles available on request. Indexed in Reader's Guide to Periodical Literature, Art Index, Applied Science & Technology Index, Engineering Index, and The Architectural Index. Architectural Record is a McGraw-Hill/Dodge publication, published monthly by McGraw-Hill Publications, a division of McGraw-Hill, Inc., 330 West 42nd Street, New York, 10036. James H. McGraw (1860-1948), Founder.

OFFICERS OF MCGRAW-HILL PUBLICATIONS: Shelton Fisher, president; vice presidents—Robert F. Marshall, operations; Robert F. Boger, administration; John R. Callahan, editorial; Ervin E. DeGraff, circulation; Donald C. McGraw, Jr., advertising sales; Angelo R. Venezian, marketing.

CORPORATION OFFICERS: Donald C. McGraw, president; L. Keith Goodrich and Hugh J. Kelly, executive vice presidents; John L. McGraw, treasurer; John J. Cooke, secretary.


OTHER MCGRAW-HILL SERVICES TO THE BUILDING AND CONSTRUCTION INDUSTRY: Arizona Construction News—Chicago Construction News—College and University Business—Construction Methods and Equipment—The Daily Journal (Denver)—Daily Pacific Builder (San Francisco)—Dodge Construction Statistics and Research—Dodge Mailing Service—Dodge Reports—Dow Building Cost Calculator—Engineering News-Record—Home Planners' Digest—Hospital Purchasing File—House & Home—The Modern Hospital—The Nation's Schools—Real Estate Record & Builders Guide—Sweet's Catalog Services.



Audit Bureau of Circulation



Associated Business Publication




“PICTURE WINDOWS” FOR CEILINGS ARE HERE!

And they're showing up in more and more award-winning homes.

Thirteen out of the 20 Record Houses of 1965, for example, featured this dramatic innovation in design, the majority of which were ACRYLITE* Brand Skywindows. Designed especially to bring an abundance of bright daylight inside the home, they're more exciting and practical than picture windows in walls. They create a cheerful atmosphere and add new dimension to interiors. And clients especially like the feeling of open skies being just a tilt of the head away. ACRYLITE Skywindows also answer the problem of bringing

daylight into windowless rooms; they free up valuable wall space to help solve furniture placement problems... provide unlimited design opportunities for you. Already proven in thousands of installations, ACRYLITE Skywindows are fast becoming a pacesetter symbol in modern design. Made of shatter-resistant acrylic, they retain their crystal clarity for life. Use them to brighten any room... wherever you want to add the excitement of a picture window in the ceiling. For more information, write American Cyanamid Co.



Saves wall space... solves decorating problems



Complete privacy under a shower of daylight



Hugs the roof... adds interest to silhouette




Turns dull ceilings into useful space... in any room




AMERICAN CYANAMID COMPANY, BUILDING PRODUCTS DIVISION, DEPT. RH455, 595 NORTH AVE., WAKEFIELD, MASS. 01881

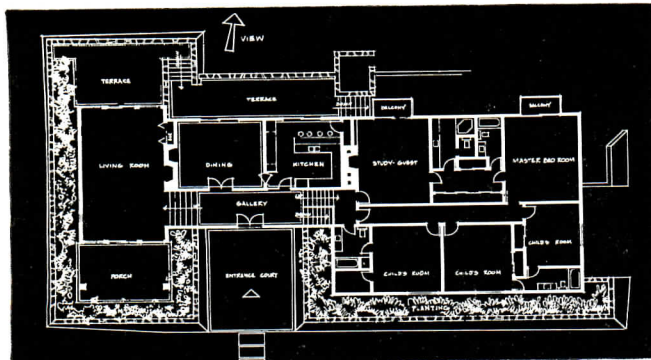
For more data, circle 4 on Inquiry Card



Natural, go-with-anything elegance:
Red Cedar Shingles and Handsplit Shake




Whether it's a spired church on the open sward of a California coastal town, or an impregnable-yet-gracious home commanding a ridge over Atlanta, there's a red cedar shingle or handsplit shake just right for the project. Few, if any, roofing or wall covering materials offer the architect such a striking combination of aesthetic and practical advantages. Design versatility, beauty, strength, durability — these are just a few. We like to answer questions. Just write the Red Cedar Shingle & Handsplit Shake Bureau, 5510 White Building, Seattle, Washington 98101. (In Canada — 1477 West Pender Street, Vancouver 5, B.C.)



Architects Martin & Bainbridge of Atlanta designed this AIA Honor Award home for an Atlanta family of five. Sloping walls of shingle and stone lend a protective air while allowing full advantage to be taken of a spectacular view that extends beyond a nearby street. Certigrade shingle, 16" Red Label grade, were used with a 5" weather exposure.

The Messiah Lutheran Church is in Santa Cruz, California. *Architects Robert A. Bennighof and Associates* selected Certi-Split No. 1 Handsplit-Reswan Shakes 24" x ¾"-to-1¼", 10" to the weather.





*PLAN AND BUILD
IDEAL HOMES WITH*



Millwork

NAME _____
 ADDRESS _____
 CITY _____
 STATE _____ ZIP CODE _____

IDEAL COMPANY

P. O. BOX 889 • WACO, TEXAS
 Division, Certain-teed Products Corporation

For more data, circle 6 on Inquiry Card

RH 1965

"Exceptionally easy to install . . . very easy to operate . . . trouble-free service . . . precision-machined . . . handsomely designed."

Those are some of the features of IDEAL Windows, Doors, Cabinets, Entrances and other millwork products . . . features which will help to give your homes additional glamour, value and sales appeal.

Mail the coupon today for your copy of a free brochure which contains information about one of the most complete lines of millwork on the market . . . designed and manufactured in one of the nation's largest stock millwork plants.

AIR-CONDITIONING THE WHOLE HOUSE

Some of the things to watch out for, and some de luxe features to consider, when taking this major step

by Henry Wright, Regents' Distinguished Professor of Environmental Technology, Kansas State University

Not long ago, home air conditioning was a novelty. Any sort of cooling device was welcome if it provided relief from the heat. The basis of comparison was the sweltering outdoors; since air-conditioned space was manifestly more comfortable than *that*, no one thought of weighing it against perfection.

With experience, however, comes sophistication. After a couple of summers in the "room with the air-conditioner" we get to wondering if a confined, catch-as-can existence, punctuated by occasional dashes to other parts of the house, is really worth it. Those with house-wide cooling learn that even it has its shortcomings. Performance may be spotty, operation noisy, trapped air unpleasantly reminiscent of yesterday's meals or father's after-dinner cigar. On close acquaintance, the air-conditioned house sometimes turns out to be a better place to visit than to live in daily.

All of which may raise the question, in the minds of those about to build or remodel, of whether such defects can be avoided. Is every air-cooled Utopia bound to have flaws? How can we be sure of satisfaction? An air-conditioning system which becomes an integral part of a house is no longer just an appliance; it is a long-term investment which costs as much as a new car and must be lived with a good deal longer. When we buy a car, most of us have a pretty good idea of what we're buying and why. We don't all buy Cadillacs, but we know what we're likely to be getting and what giving up when we make our selection. How can we be sure the same will apply to our choice of air conditioning?

We have other reasons for wanting to know about air conditioning. Those who do, say that air conditioning may affect, *should* affect many aspects of house design and construction. Some houses are hard to cool, others easy. The difference may influence not only the cost of an air-conditioning system but also its cost of operation. If house design can save money on the cost of owning and operating air-conditioning equipment, and

improve its performance to boot, it is silly to ignore this. And what about the opposite consideration? Does air conditioning make a house easier to arrange, more convenient to live in, if we design in a way that takes advantage of it?

Air Conditioning Is A Blessing If Properly Designed

Enslie Oglesby, a Dallas architect who has had a good deal of experience designing air-conditioned houses for exacting clients, thinks air conditioning will have a profound effect on house design.

He once told me that in his opinion nothing more important had happened to houses in recent years than air conditioning's advent.

"It changes the whole program," he asserted, using the word in the architect's sense of the summation of all of the factors on which a design is based.

What Mr. Oglesby had in mind was primarily the effect which planning for cooling breezes has had on room arrangement, window placement, even ceiling height. The non-air-conditioned

continued on page 9

Marc Neuhoof photo




Air conditioning permits use of courts for visual interest, without concern for cross ventilation. Seymour Kimmel house, near New York City. G. P. and J. J. Jennewein, Architects

KWIKSET
Custom LineTM
LOCKSETS
FOR THAT
EXTRA SPECIAL
“TOUCH”

In the discriminating buyers market, start forming saleable first impressions — with locksets that begin selling quality at the doorway and continue inside at every turn.

CUSTOM LINE's heavier duty, all steel and brass construction (meeting Federal Specifications No. 160) was developed to withstand the active usage of apartment and office building traffic. They are being used more and more to answer the public's awakened demand for the distinctive, the dependable, the finest in functional home hardware.

For a practical way to up-grade new homes, select CUSTOM LINE — Kwikset's premium lockset which has so much to offer yet costs significantly less than comparable locksets.



kwikset  **locksets**

America's Largest Selling Residential Locksets
KWIKSET SALES AND SERVICE COMPANY
A SUBSIDIARY OF EMHART CORPORATION
ANAHEIM, CALIFORNIA

For more data, circle 7 on Inquiry Card

house anywhere must be planned to admit cooling breezes, for summertime comfort; this is particularly true in hotter parts of the country like Dallas. Making the most of summer breezes not only involves the orientation of the house, but also the location of rooms and even the placement of furniture within rooms. Windows must be arranged to encourage air-flow where it will do the most good, close to the floor. Interior courts, for example, may be useless from a breeze-cooling standpoint; in an air-conditioned house this can be ignored.

It is not necessary to assume a closed-up existence all year round to grant the force of this argument. We usually open the window because it's nice outside, not to produce a perceptible breeze. We need breezes to cool us off only when it's really hot, and when it is really hot, if we have air conditioning it is likely to be turned on and the windows closed. In fact, there is an advantage to being able to throw open the windows *without* getting a breeze, since this also means without papers being blown about or dirt or rain blowing in.

Watch Out For Sol

While air conditioning enables us to be less exacting with respect to breezes, it requires us to be more exacting with respect to the sun. If a good deal of sun heat gets into a non-air-conditioned, but wishfully ventilated, house, it may be carried out again with no one the wiser. When we air-condition, on the other hand, we must *close up* the house and admit only enough air to keep it free of fumes. Any sun heat that gets in must be pumped out through the air-conditioning machinery, and compared to old school, the biggest air-conditioner is puny indeed. The quantity of solar energy which falls on a single beach umbrella is equal to one horsepower. Let it in through a skylight of the same size—about 3 feet square—and you will need a window air-conditioner of the largest available size just to pump it out again. It's all right to put a row of such skylights in a room, provided you're prepared to put in the same number of large window air-conditioners and pay for their operation. Otherwise, you had better not, unless you incorporate some proper sun shielding.

These two factors should make the air-conditioned house—started from scratch—a different animal from its non-air-conditioned predecessor. And in remodeling an existing house or adding air conditioning, remember that providing sun shields or eliminating heat-inviting

Rodger & Donna Ewy photos



Sun protection is vital for efficient air conditioning, by overhangs or such adjustable

ing openings will probably be cheaper than buying air-conditioning equipment to make up for their effect. And save money on operating expense, besides.

A Short Course in Refrigeration

Most people—including housewives—have a better idea of what makes a car go than of what makes an air-conditioner cool. And since a good many of the questions involved in the selection of air-conditioning equipment depend on a general understanding of the refrigeration process, let's see if this can't be acquired fairly painlessly. (Those who understand it already may skip to the next heading.)

Take, for example, that wonderful little machine you probably first encountered in your doctor's office 10 or 15 years ago—the window air-conditioner. It contains all of the essential parts of an air-conditioning system in an easy-to-understand form; let's place it, figuratively, on the examining table.

Even with the cover off, it's less bewildering than, say, an automatic washer. In the middle there's an object which looks like an up-ended bucket: this is the compressor; it does most of the work and has its motor right in the same case, so that the moving parts may be sealed within the hermetic system containing the refrigerant.

Its function, not surprisingly, is to compress the refrigerant, which at this stage of the process is a gas. When compressed, it becomes quite hot, and because it *is* so hot, can readily be cooled off in outdoor air—even air that is sweltering, from our point of view. This is the essential "trick" of the refrigeration process, since once the refrigerant has given up its heat in this way it be-



blinds as these in the Ditto house, Castle Rock, James T. Ream, Architect

comes, so to speak, "heat hungry," and capable of absorbing heat from whatever we want to cool—air, water, or six-packs of calorie-free cola.

First, however, it must give up its heat. This is accomplished by piping it to a finned coil, which looks a good deal like an auto radiator, in the outdoor part of the air-conditioner. Like an auto radiator, it has a fan to move outdoor air over the fins and carry away the heat. This fan blows air outwards through the coil and draws air to replace it through openings on the opposite side of the unit's metal cover.

When cooled sufficiently, the refrigerant condenses into a liquid and dribbles into a reservoir at the base of the coil. This liquid, which has acquired the potentiality of absorbing unwanted heat, then flows through a tube to a coil on the room side of the unit. Like the one the liquid has just left, this coil resembles a car radiator. Its fan, however, is usually of the "squirrel cage" variety rather than the propeller type because such fans operate more quietly and are somewhat easier to live with within a confined space.

When the compressed, liquid refrigerant is released into this second coil it becomes very cold. Meanwhile the fan draws a certain amount of air from the room, and a good deal less from outside the window for ventilating purposes, and blows the mixture through the coil and on into the room. It, too, becomes cold, which is what the whole process is for. The effect is equivalent to opening a window on a cold day, with a stiff breeze blowing your way.

If any of this explanation passed by without your quite catching it, just re-

continued on page 10


IN EVERY DIMENSION...

designed for better living with *SPA Southern Pine



Architects: Hayes, Howell & Associates, A.I.A., Southern Pines, North Carolina

This home speaks a gracious welcome . . . with sweeping elegance of design and the natural warmth of wood.




Construction utilizes the great strength of pre-shrunk SPA Southern Pine for simplicity and spacious living. Board-and-batten siding is stained to allow the natural beauty of the grain to delight the eye.



The patio plan provides each room within a pleasant view of a private courtyard. The resilient wood floor assures walking comfort.

SEE YOUR LUMBER DEALER



For the raised sun deck, pressure-treated Southern Pine provides lasting protection against all conditions of constant exposure.



**Trade-Marked and officially Grade-Marked*

FROM MEMBER MILLS OF THE
Southern Pine Association
P. O. BOX 52468, NEW ORLEANS, LA. 70150

For more data, circle 8 on Inquiry Card

member that the air-conditioner draws in room air and blows it out cold at one end, while at the other it draws in outdoor air and blows it out hot. And that to do the one thing it must be allowed to do the other.

House-wide air-conditioners are essentially similar, except that they deliver the cooled air to the various rooms through ducts. Also, in recent years it has become common to divide their machinery, putting the cooling coil in the ductwork next to the furnace, and the compressor and condenser (similar to the outdoor parts of a window air-conditioner, only larger) in a separate outdoor cabinet. Among other advantages, this means that the noisier machinery is outdoors. Naturally, it should not be located under a neighbor's bedroom window, especially if his house is not air-conditioned and he must keep his windows open in hot weather.

Word About Ventilation

Window units make at least a gesture in the direction of admitting ventilation; house-wide systems usually do not. The justification given for this is that the air will leak in anyway." It will, and this is much more likely with a house-wide system than with an air-conditioner serving a single room. But the way to gain control of ventilation, with air conditioning, is to bring in the proper amount of outdoor air through the cooling unit (about 20 per cent of the amount being circulated) and then to provide planned points for a part of it to get out again, through bathroom vents and a kitchen range hood. When the range-hood fan is actually operating, it may exhaust somewhat more air than is being brought in in this way, but for the balance of the time there will be an excess, which will be squeezed out around the windows and doors.

Provision of planned ventilation of this type is not very expensive, and can contribute more to satisfaction with house-wide air conditioning than almost anything else. Make it!

What About Dehumidifying?

Our explanation of the window unit made no mention of dehumidification. This was deliberate. Dehumidification is important to the quality of air conditioning that it deserves separate handling. More often than not, it is the factor which distinguishes good air conditioning from bad.

Dehumidification is bound to occur with all types of air conditioning involving refrigeration. Whether it occurs to

just the desired extent depends on various refinements which are not hard to grasp once the fundamental process is understood.

If you have a window unit handy, and it is running, and you can peer through the decorative grillework where the cold air is coming out, you will probably see drops of water running down the vertical fins of the cooling coil. In sticky weather, the quantity involved will surprise you—air conditioners really do take a lot of moisture out of the air. This moisture is literally squeezed out of the air as it cools; it must be squeezed out whenever cooling takes place, unless the air is quite dry to begin with. In window air-conditioners, if all goes well, it accumulates at the bottom of the coil, drains to the outer part of the unit, is picked up by the outer fan and blown onto the condenser, and evaporates. If all does not go well, and the unit is above a sidewalk, it may drip onto passers-by and cause a certain amount of annoyance.

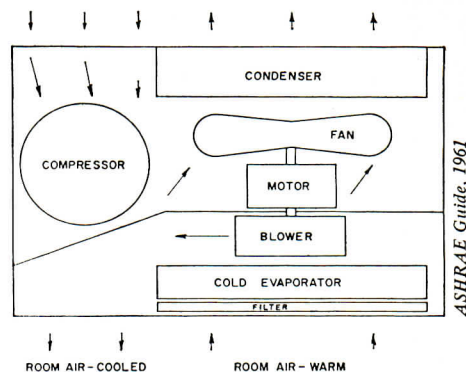
Our principal concern, however, is with the occupants of the conditioned space. To the extent that cooling of the air results in its dehumidification, this is almost bound to be in their interest, since what is called the "apparatus dew point" of all ordinary air-conditioning equipment is such that it cannot produce "over-dehumidification"—only enough or not enough. When not enough dehumidification takes place, the air acquires a "clammy" feeling that is faintly unpleasant.

Boiled down, this means that since it is hard to cool air without dehumidifying it, under the right circumstances we can take dehumidification for granted. The trouble is, it is also difficult to dehumidify air without cooling it.

When "It isn't the heat, it's . . ."

New Orleans, on Mardi Gras, is balmy and gay. Shortly after Lent, however, it tends to get a bit damp, as does much of the real estate bordering the Gulf of Mexico. And in the spring and fall, it gets uncomfortably humid before it gets hot, creating a problem which ordinary air conditioning is not equipped to solve.

The shortcoming of the typical air-conditioner in this situation—whether a lowly window unit or a *de luxe* house-wide system, is that it cannot dry the air without also making it cold. And if the outdoor air is excessively moist and not very hot, it may be cooled too much. Typically, this leads to much pushing up and down of the thermostat: first it is pushed down because someone is hot



Schematic diagram of a typical window air-conditioner. The exterior is shown at top

even though the room is not, then it is pushed up again because someone gets cold. The happy medium is hard to find because there is none.

Horse Sense Finds a Way


If the air-conditioner can't make the air dry enough without making it too cold, what can we do about it? The gentleman with the slightly dazed expression is *right!* He just invented "re-heat."

Re-heat is exactly what it sounds like: First you cool the air, to wring the moisture out of it, then you heat it back to a comfortable temperature. It is the only fully satisfactory answer to the situation that exists in Bayou country and to a lesser extent on the banks of the Potomac.

Re-heat is not available as standard equipment with any of the nationally advertised home air-conditioners. But it can be added to such a system by putting some type of heating coil following the cooling coil, or by putting thermostatically-controlled heating coils behind the registers where cooled air is delivered to the rooms. The latter arrangement has the advantage of providing room-by-room temperature control in the summertime—really a "must" for thoroughly satisfactory performance of a housewide system. Heat for the first type of coil might be provided by a small water heater and that for the second by electric-resistance elements.

For ordinary climates, a precaution often cited as a means for assuring at least reasonably good temperature-humidity relationships, is to be sure not to oversize air-conditioning equipment. This because as cooling equipment gets bigger than actually necessary, it tends to operate only for short periods and to remain off for long periods in between. Dehumidification takes place only when the refrigeration machinery is running, and when it is not, moisture may leak

continued on page 13



NEW IDEAS in sculptured lavatories, tubs and showers, w.c.'s, fountains, service sinks and fittings from U/R.

Before you specify another project for today's better building, it'll make good design sense to discover new U/R GALAXIE fixtures, a skillful blending of function, beauty and simplicity. U/R's fiberglass tubs and showers offer ultimate practicality and a unique money-saving installation. Everything goes in at once . . . tub or shower and walls. Owners appreciate U/R's engineering innovations like exclusive Met-L-Pak faucet controls that are guaranteed never-to-drip for the life of the fitting* and Adjust-A-Flush, the quiet water closet flush valve that shuts off every time, making water waste obsolete and ending unnecessary service calls.

**U/R will provide free of charge a new Met-L-Pak cartridge to replace any which proves defective during the lifetime of the fitting.*




VANGUARD . . . new design in U/R's fiberglass fixtures: A full width, five-foot recessed bathtub with three walls of fiberglass polyester resin molded all in one piece. Optional ceiling top can house a fan, light or heater. Completely leakproof, FHA approved, NAHB tested.

APOLLO . . . vitreous china shell-shaped wall mounted lavatory. Ideal for multiple installations.

POLARIS . . . low tank profile in an ultra-silent one-piece water closet only 18¾ in. high.

SATURN . . . sculptured beauty in a vitreous china oval counter top lavatory. Ideal for narrow counter installations. Self-rimming.

All fixtures available in white or pastel. U/R luxury fittings in chrome or gold plate.



UNIVERSAL-RUNDLE CORPORATION
 214 North Mill Street • New Castle, Pennsylvania

Please send me the facts about U/R's new ideas in fixtures and fittings.

Name _____
 Firm _____
 Address _____
 City _____
 State _____

For more data, circle 9 on Inquiry Card

back into the conditioned space more rapidly than it warms up, causing a "roller coaster" humidity effect not sensed by the thermostat but producing discomfort.

This kind of malfunction is most pronounced when the fan circulating the air in the conditioned space runs continuously and the refrigeration system does not. When the refrigeration system shuts down, the cooling coil quickly becomes warm and much of the moisture which has condensed on it during the cooling cycle may evaporate, sometimes causing an odor problem as well as excessive humidity. Where conditions are such that these things become objectionable, it may be the better part of valor to revert to on-off fan operation, despite the objections it carries with it.

Hydronic Air Conditioning

If the problem is a large house, you may want to consider the type of system in which air is heated and cooled in the various rooms by means of hot and cold water circulating in small, insulated piping. This type of air conditioning, which does away with the need for ducts, is popular for apartment houses because it renders each apartment independent of the others while preserving the advantages of centralized refrigeration equipment. It has the further advantage that it not only makes room-by-room thermostatic control of both heating and cooling quite simple but also allows room use of air conditioning as well.

A house-wide hydronic air-conditioning system is much less of an "all or nothing," "all the time" proposition than the more familiar air distribution systems. If this is what you have been looking for, you may be willing to pay the premium it entails, mostly because competitive house-size water chillers—the time mover for hydronic air conditioning—are not yet available.

With such a system, the sliding doors to the patio may remain open—with the living room cooling unit shut off—while the sickroom or some other part of the house is being cooled. Individual members of the family can decide whether they want to sleep with their windows open or with their particular cooling unit functioning. Sounds and odors cannot be carried from room to room by ducts because there are none.

"Fan coil" units to heat or cool the room, according to the season, are contained in under-window cabinets or, more rarely, placed above closets. Fans can be operated at several speeds, and

each unit has its own, built-in thermostat. Condensed moisture is caught in a drip pan and drained to the outside, and a small amount of outdoor air drawn in by each unit for ventilating purposes, as advocated earlier.

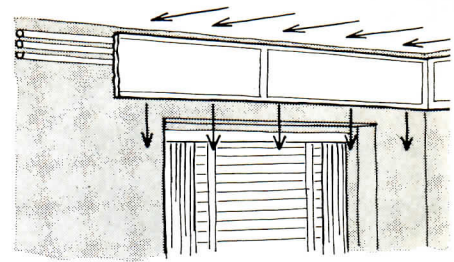
Hot water for heating is supplied by a central boiler, and cold water for cooling by the water chiller. Chillers may be of the regular, electrically-powered compression type, or may be actuated by a gas flame, according to the absorption principle. Absorption equipment costs more than compression equipment, but it lasts longer and is quieter in operation.

First class humidity control is harder to obtain with a hydronic system than conventional air conditioning because the water in the cooling coils cannot be made as cold as the refrigerant entering the coils of the conventional system. Moreover, its average temperature may be a good deal higher if, as is usual, temperature control is obtained by regulating the flow of water through the coil. With this arrangement, under light cooling loads the coil may not be cold enough to condense moisture. The latter effect can be avoided by using a fan coil unit where temperature control is achieved by regulating the amount of air allowed to pass through the coil ("damper control") rather than the amount of water passing through it ("valve control"). Such units are available, and you can have them (at extra cost) if you insist strongly enough. This feature is most important in humid climates.

Esoteric Systems

Individually-engineered hydronic systems may be designed for the custom-built house with the ultimate objective of achieving winter and summer temperature control which cannot be seen, heard, smelled or even noticed. A step in this direction is "valance" cooling—an upside-down version of baseboard heating where a finned heating-cooling pipe (very much like the one in a baseboard heater) is installed behind a valance near the ceiling of the room, along with a small gutter to intercept condensed moisture and lead it to a drain. The valance cools by "convection," i.e., no fans are needed to make it work because the cooled air, being heavy, falls to the floor and is constantly replaced by rising warm air.

In winter, the room may be heated by a blanket of warm air against the ceiling, or by separate baseboard units served by the same piping and controls.



A typical valance cooler; panel covers two finned chilled water pipes and a drip pan

A still more *de luxe* version of the same idea is panel cooling, in which the entire ceiling is used for cooling purposes as well as for wintertime radiant heating. Panel cooling requires either a separate conditioned-air supply (which can, however, be much smaller and simpler than that used for conventional air conditioning) or it may employ a valance or other hydronic means of dehumidification. In either case, separation of cooling and dehumidifying functions makes it possible to control the resulting temperature and relative humidity separately to suit individual preferences—thus providing the ultimate in comfort control.

We have recently begun to utilize radiant heating out-of-doors and in semi-enclosed spaces, with dramatic results. Refrigeration cooling offers similar possibilities for hot weather. Why not, for example, provide a means for refrigerating the water in the base of a fountain? Chilled water, spurting upwards in the usual way, would cool and circulate air as effectively as a conventional fan-coil air conditioner, and much more decoratively. Paradoxically, it would also dehumidify it. And a fountain located in a court surrounded on all sides by building, so that the cooled air could not escape, would make such a space comfortable even though open to the sky. This would work especially well at night, when the black sky has a pleasant radiant-cooling effect in any event. And for those who don't happen to like conventional fountains, there are scores of other ways chilled water might be employed for the purpose. One would be simply to let it fall as a continuous curtain down one side of such an outdoor space.

While such systems require "custom engineering," they are not beyond the means of those able to afford custom-designed houses. And they provide the means for associating advanced air-conditioning practice with advanced architectural ideas and reaping the full benefits of both.



That guy must have thought we were kidding.

To him the Mobil emblem just means gasoline.

Things have changed. Plenty. The Mobil emblem has joined forces with some real veterans in the paint business.

And Mobil on the can means a name any client will recognize and trust. A built-in plus.

And you can add to this the technological know-how and vast research activities of Mobil on the go to develop new

paint products.

You can recommend Mobil's paint with confidence for any job. For more information on what Mobil can mean to you call or write direct to Architect/Contractor Service Department:



MOBIL FINISHES COMPANY, INC.

101 E. Ontario Street, Chicago, Illinois

Bench painted with SHIELDCOTE.

Other well known products with the Mobil emblem: REV SATIN—REV SHIELD—ARTWALL—LIQUID GRANITE—INTEX WOOD FINISHES

For more data, circle 10 on Inquiry Card

AN ARCHITECT'S NOTES ON KITCHEN AND BATHROOM PLANNING

Color and attractiveness are as important as convenience

Preston M. Bolton, A.I.A.

It is regrettable that so few kitchens are designed for a "cook's view". The cook is in the kitchen far more than anyone else and should have a pleasant view out of the kitchen, and an effective traffic pattern inside. The kitchen should be attractive, not just a room with a sterile atmosphere for food preparation. Cooking in the kitchen should be as pleasant as reading in the library.

I think a lot of color in the kitchen is wonderful. To me, the use of natural woods has been overrated and overdone, and the end product is a dull kitchen. Color on plastic counter tops or fronts of doors creates a happy atmosphere. Naturally, one has to be careful to use colors that are complimentary to wood.

Good Lighting

A strong generous light in the kitchen is of great importance. I almost believe in commercial lighting—that is, lighting that would be acceptable in an office or drafting room. To me, there is nothing worse than trying to cook by the touch system. Refrigerators and ovens have lights inside, but we must provide generous "daylight" by artificial light, as well. I find that a complete luminous ceiling works well in a kitchen, and creates a bright daylight atmosphere at all times.

Room for Change

I do not believe in a highly specialized kitchen with a specific shelf, nook, or cranny, for each area. As an example of this, I have found that the client who wants a spice rack is thinking in terms of a particular brand of spices, and after visiting the store I always see two or three different brands, that never quite fit the shelf, among the neatly lined spices. If one specializes excessively, he limits the use of the kitchen and is planning entirely for today's gadgets. This is not practical, as new gadgets load the market each year.

Efficiency is still Important


The shape of the kitchen has a lot to do with whether the cook kills herself to death or usually has everything close at hand. Generally, I think, the doughnut shape is the best, because the cook is in the food preparation area and has the edge of the counter and appliances on all sides. There is a great inconvenience in a too-large kitchen where you are continually bumping into children as you walk from one side to the other.

The counter heights in a kitchen are of prime importance, and I see no reason for their being standardized to three feet. If a woman is five feet tall, a three foot counter is most inconvenient. Let's design the counter height for the cook. In order to do this, certain items such as a dishwasher would have to be redesigned.

Counter tops should be of the easiest material to clean with a sponge, as it seems everything in the kitchen today revolves around cleaning with a sponge. If the counter top is one of the plastic products, a space should be allotted near the range end covered with some material such as stainless steel, where hot foods from the oven can be placed.

Cabinets should have the same attention that the architect might give to cabinetwork in a library or elsewhere. I certainly believe in putting hardware on all of the cabinet doors and drawers. There is nothing messier than trying to open a concealed door with a hand that has just been in the biscuit dough. Hardware is a very decorative feature of the kitchen, and should be given as much attention as the design of the cabinets.

Very few women can reach above the bottom shelf of an
Continued on page 16



Drawn for the RECORD by Alan Dunn
"Now! Be prepared for the worst—Op Architecture!"


Custom Designed

NATURAL LIGHT

HUNTER "Sun Lenses"

engineered to meet the challenge of an architect's imagination!

Properly controlled daylight offers unlimited opportunity for dramatic elegance and practicality — in homes, offices, churches, hospitals. The very nature of trend-setting design demands product flexibility — styles often cannot be limited by the bounds of conventional "standard" models. That is why Hunter's manufacturing facilities are geared to "custom" Sun Lens production — where your request for the unusual is welcomed.



CUSTOM MANUFACTURED TO YOUR EXACT SPECIFICATIONS

Odd Shapes — like these depicted — designed to carry out the "butterfly" theme of a mid-western apartment project — present just one example of Hunter's capabilities. Our engineers are proud to say "anything you can conceive — we can achieve!" Write, wire or call collect today for complete literature.



HUNTER ENGINEERING COMPANY

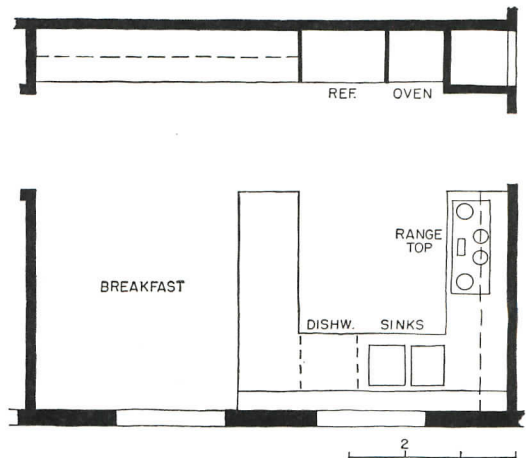
A Division of American Metal Climax, Inc.

1495 Columbia Ave. ■ Riverside, Calif. ■ (714) 683-0140
820 Columbia St. ■ Evansville, Ind. ■ (812) 425-4331

For more data, circle 11 on Inquiry Card

Kitchens and Baths

continued from page 15



Trim and colorful cabinets complement "doughnut"-shaped kitchen in the R. E. Rolle house, Houston, Texas. P. M. Bolton, Architect

upper cabinet, and there is never a storage place for that necessary kitchen ladder. Why not bring all of the upper cabinets down to the work level, and use the upper areas for wedding presents and the ice cream freezer?

While we are on the subject of space and planning, I believe that the lower cabinets should have very few fixed shelves. Let these shelves become trays that pull out into the room in order that you can see what is on the shelf and select the item you are looking for. For ease in cleaning, line the trays with a plastic product.

The small architectural details of a kitchen are also important. The insides of cabinets should be well painted to eliminate the use of bug-catching paper liners, and the outside should be free of dust-catching crevices.

The floor of the kitchen should be of some material that

continued on page

For more data, circle 12 on Inquiry



Floor: Bruce Ranch Plank with random widths and pegs. Walls: BrucePly Paneling in Rustic Walnut.

Naturally beautiful hardwoods...with *TUF-LUSTRE* prefinish

Now from Bruce, world's largest in hardwood floors, you can secure superbly pre-finished flooring *and* wall paneling. The remarkable Tuf-Lustre prefinish penetrates into the wood to protect its beauty year after year with minimum care. In Bruce Oak Floors you have a choice of Ranch Plank with pegs (pictured), modern laminated or solid Blocks, Fireside Plank in dramatic dark shade, and ever-popular Strip. BrucePly walls give you a wide selection of 41 paneling woods and finishes, color-styled by one of the nation's top designers. See our catalog in Sweets. For complete data, write E. L. Bruce Co., P. O. Box 397-C, Memphis 1, Tenn.

Bruce
Floors
Walls



Leader in prefinished hardwoods


BRUCE FLOOR CARE PRODUCTS • BRUCE-TERMINIX



COOK AHEAD...



SERVE WHEN YOU PLEASE



KEEP COOKED FOODS HOT, DELICIOUS AND READY TO SERVE FOR HOURS AS NO OVEN CAN

NEW

Toastmaster **HOT FOOD SERVER**

This convenient, use-every-day appliance opens up a whole new world of kitchen freedom. Complete meals can be cooked in advance and kept hot and tempting for later serving. Children can now enjoy hot, tasty lunches even when you're away. You'll put an end to last-minute scrambling . . . eliminate the problem of having all foods hot at one time! And, you'll enjoy your guests when your party meal is cooked in advance! Exact "Moist-Crisp" and temperature controls insure perfect food for hours after cooking. Select from a variety of decorator-styled exterior finishes or matching wood fronts to beautify and customize your kitchen.

TOASTMASTER®

Toastmaster Division, McGraw-Edison Company



"Toastmaster" is a registered trademark of McGraw-Edison Company, Elgin, Ill., and Oakville, Ont.

Send more information!

TOASTMASTER DIVISION
McGraw-Edison Company, Elgin, Illinois
Tell me more about this wonderful new appliance.
And tell me name of my nearest dealer!

Name _____

Address _____

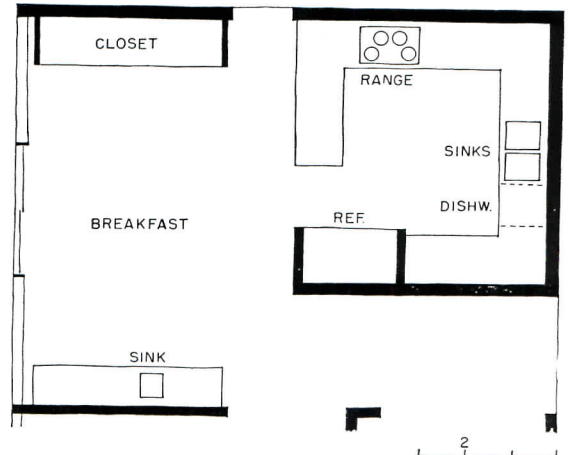
City _____ Zone _____ State _____



Kitchens and Baths *continued from page 16*



Frank Lotz Miller photo



Additional cooking facilities in the breakfast area supplement main kitchen in the John Winterbotham house, Houston, Tex.

easy on the cook's feet, and easy to maintain. If we did have children in our house, I think a carpeted kitchen would be marvelous.


The pantry should be in the kitchen proper, and not in some other area. My preference is for a shallow pantry, perhaps two cans deep and with shelving of varying heights.

Kitchen Dining Areas

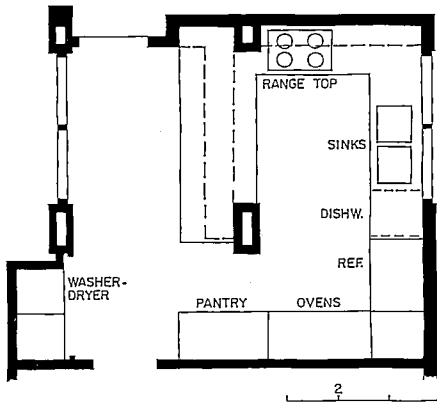
Eating in the kitchen is something that most of us like to do one time or another, and to me, there is nothing more comfortable than a chair and table on which to eat. However, when this is not practical, there are a few comfortable type chairs, and the additional eating bar area in the kitchen does serve to good advantage as extra counter space.

I have never favored opening the kitchen completely to living space. The kitchen is always a noisy area, there is something about pots, pans, ice trays, etc., that seems to blend together with a banging that resounds throughout the house. I feel that the grind of the disposal, the whirling of the dishwasher, the kitchen odors that go all through the house are not pleasant, and should be confined to the kitchen area.

← For more data, circle 13 on Inquiry Card



Roland Chatham photo



eston Bolton's own house in Houston incorporates a compact version of the doughnut-shaped kitchen with a breakfast bar

Kitchen Appliances

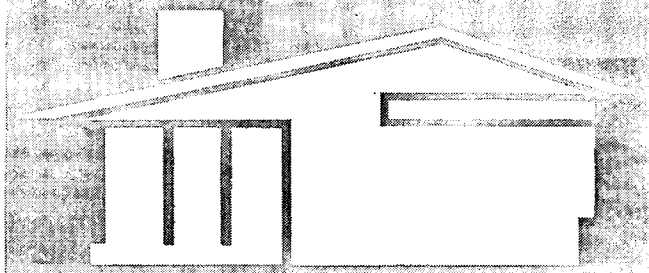
Good ventilation in the kitchen is a prime requirement, though sometimes think the elaborate vent hood over the kitchen stove is more of a cleaning problem than it is worth.

The appliance manufacturers, in producing every conceivable type of built-in appliance, have done much to help the cook perform her duties with maximum efficiency. I do feel that the refrigerator manufacturers have gone overboard in specializing their interiors. As an example, how many people take the eggs out of cartons and place them in each little plastic cup? This space could be used to better advantage.

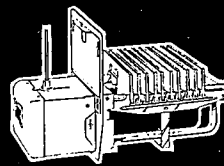
Some Kitchen Examples

The R. E. Rolle kitchen is doughnut shaped with an adjacent breakfast area. This kitchen is done in bright blue and white to compliment the stainless steel appliances. The commercial prescent fixture gives a daylight appearance to the kitchen. My own house has a doughnut shaped kitchen with eating bar on the outside. This bar is used for the children's meals, and as a place for the maid to eat. The kitchen is done in bright yellow and white, with stainless steel appliances. It has champagne-colored brick arches that interject a warm
continued on page 22

sand castle or dream house?



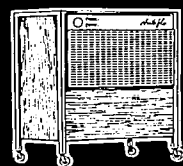
Auto-Flo humidifiers can make the difference!..



SERIES "150"
World's best selling Auto-matic, ten-plate type for small to average-size home.



SERIES "40"
Power Humidifier, a high-capacity type for medium and larger homes.



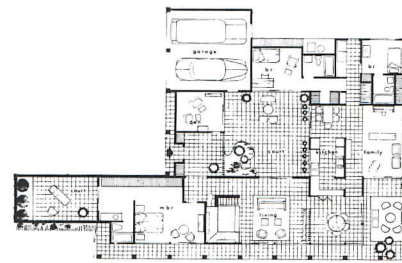
PORTABLE SERIES "70"
High-capacity console for any type heating system in home or office.

There's an Auto-Flo Humidifier for every kind of residence, every type climate. They keep wintertime drying-out from causing substantial damage to woodwork and furnishings. Knowledgeable architects and builders recognize the problem; recognize too, the adverse effects of lack of humidity on comfort and health. They assure proper humidity control in cooperation with the heating contractor—usually with Auto-Flo equipment. Write for your "Architectural Package of Information." Find out how Auto-Flo Humidifiers help protect projects, homes, clients—and you:

AUTO-FLO CORPORATION
12085 DIXIE • DETROIT, MICHIGAN 48239
In Canada: 4240 Ambassador Dr., Windsor, Ont.

For more data, circle 14 on Inquiry Card

Two home



Architect: Henry Hartwell Hester, AIA

View through Starlux looks out on rolling hills and the distant Pacific. Dining is walled with 1/4-inch Starlux plate glass. This photo was taken from the kitchen serving counter (see plan).

Warmly informal villa has wide arches cut out from wall of Starlux plate glass. Glass is used in lights eight feet square, much of it mounted in sliding aluminum doors. House is wood-framed with stucco cement finish outside.



Arched, elegant...and walled with Starlux plate glass



The two houses shown here—one in Alabama, the other in California—have much in common. Both have rhythmically arched facades. Both center on protected inner courts. Both are set on secluded sites of striking beauty. And both are glazed extensively with ASG's clear Starlux® plate glass to take maximum advantage of that beauty.

In each home, the visual fidelity of twin ground, polished Starlux has enabled the architect to achieve an intimate

rapport between living space and building site. All the view comes through, clearly and accurately. And seen from outside, the reflective polished surface of Starlux makes a lustrous back-drop to the curve and thrust of arch and column.

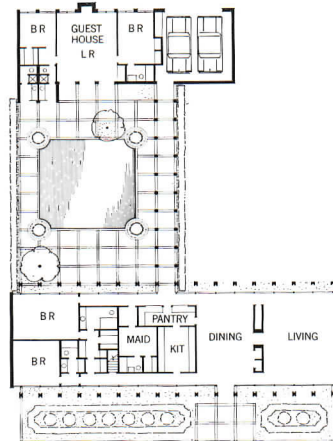
For more information about Starlux, and about ASG's full line of plate, sheet and patterned glasses, write: Dept. D-5, American Saint Gobain Corp., P.O. Box 929, Kingsport, Tennessee 37662.

AMERICAN SAINT GOBAIN




by American Saint Gobain 1965

Airy Pavilion of glass and brick near Birmingham has a facade of almost classic simplicity. The stately series of tall, graceful arches ends in half-arches at each of the building's four corners.




Architect: Fritz Woehle, A.I.A.



Walls of glass are recessed three feet behind the arches and run the entire 100-foot length of the house. Lights of 1/4-inch Starlux are six feet wide and 14-feet high. Vertical aluminum mullions are spaced six feet apart, the same interval as the brick columns.



Why is Slater
 anxious to give you a
FREE SAMPLE
 of this
MEDALIST
 architectural face
 receptacle?



... because it's one of the most popular specification grade heavy duty wiring devices from our unique Medalist "Decorator Group" of duplex switches, combinations and receptacles. When you see its crisp architectural design and superior engineering features, Medalist will be your most specified wiring devices. Seeing is believing!

Just write us on your business letterhead and it's yours FREE!

SLATER ELECTRIC INC., GLEN COVE, N. Y.

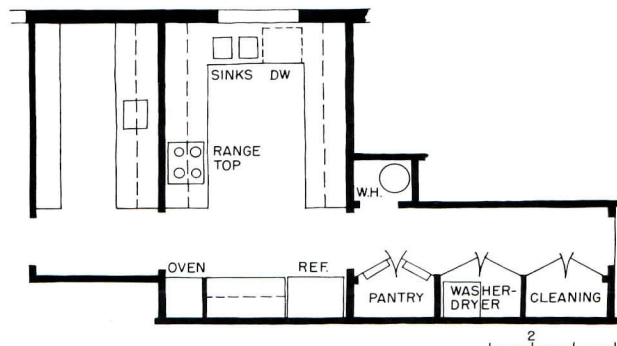
For more data, circle 15 on Inquiry Card

Kitchens and Baths

continued from page 19



F. Wilber Seiders photo



A back entrance hall has compartments to supplement kitchen a pantry in the Houston town house of Mrs. H. G. Safford

note. From one side you look through a walnut-shutter opening to the street, and from the other through a full glass window to the children's play patio. This kitchen was designed for the cook—she has everything at hand without a lot of steps, and a delightful view wherever she looks.

In the large residence of John Winterbotham, the kitchen was designed with special areas for food preparation. The doughnut shape of the main kitchen with its commercial fluorescent fixture provides an efficient operation center for one or two maids. Outside of this space, in the breakfast area we have a second cooking unit and sink where the lady of the house can prepare special sauces or a late breakfast. This keeps her out of the cook's kitchen and allows her to prepare a gourmet delight without interruption.

In Mrs. H. G. Safford's kitchen the colors are orange and white, with a black and white checkered floor. This kitchen has a butler's pantry between the kitchen and dining room to prevent kitchen noises from traveling through the house, and to provide a flower arrangement center for the owner.

continued on page



There is no limit to St. Charles' ability to develop custom kitchen designs since every kitchen is made to order. Styles, convenience-features, finishes and textures, materials, colors...we have worked with all of them and can produce the kitchen as designed. We

have had over thirty years' experience of close collaboration with architects. St. Charles representatives can relieve the architect of many time-consuming details from preliminary layouts through the completed job, including installation of appliances and services.

"St. Charles"

The quality name in custom kitchens for over thirty years



This lovely St. Charles Kitchen, although totally different from the one above, bears the unmistakable mark of St. Charles' craftsmanship and attention to detail that has made St. Charles the choice of countless architects for fine custom homes.

30 YEARS OF LEADERSHIP IN CREATING CUSTOM KITCHENS

Displays at: 5740 Dempster Street, Chicago North Shore area • 101 Park Avenue, New York • 8660 Sunset Boulevard, Los Angeles . . . and at more than 200 St. Charles Dealers coast to coast, see the Yellow Pages.

Send today for a complete Architect's Fact File

St. Charles Custom Kitchens
357 Tyler Road
St. Charles, Illinois



Please send me (check)

- St. Charles Architect's Fact File
- Dimensional Details Book

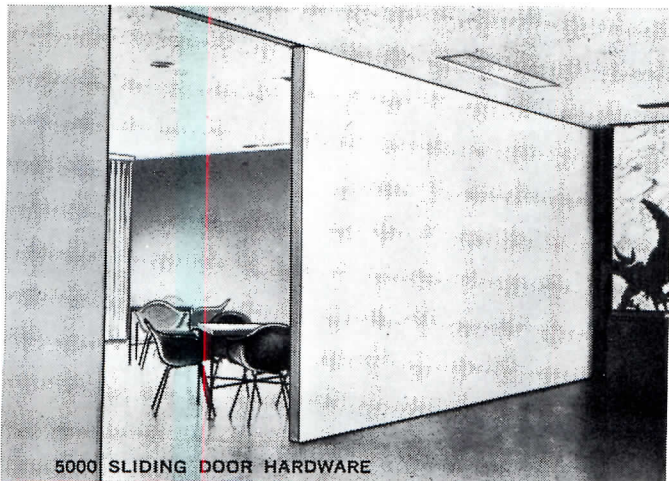


NAME

ADDRESS

CITY STATE

ZIP CODE COUNTY



For more data, circle 23 on Inquiry Card




**Fine hardware is always functional—
never intrusive.**

GRANT PULLEY & HARDWARE CORPORATION Eastern Division/9 High Street
West Nyack, N. Y. Western Division/944 Long Beach Ave., Los Angeles 21, Cali


For more data, circle 24 on Inquiry Card




KCM-3



KCM-5



KCM-1



KCM-2

UNIQUE IMPRESSIONS IN CERAMIC TILE...

VICO Crystalline-Glazed KCM is new . . . different . . . unusual . . . completely unlike any ordinary ceramic tile when it comes to beauty of appearance. Its remarkable tonal blending and striated texture transform and dramatize walls, glorify interiors and exteriors with vibrant luxury, making it the standard of design perfection for the most elegant residential and commercial applications. And its allure is forever! Proven less costly, easier to maintain than any substitute material, it is completely impervious to moisture, heat, and climatic condition. Installation is rapid and easy, thanks to its exclusive VICO Perfo-Mesh® backing.

VICO KCM is available in four colors, mounted 128, 3/4" x 1-9/16" x 3/16" square-edge tiles per sheet; 20 sheets (24 sq. ft.) per carton.

Contact your local distributor for color catalog, samples, prices, and further information, or write directly to

AMSTERDAM
CORPORATION


41 East 42nd Street • New York, N. Y. 10017
New York / Miami / San Francisco / Philadelphia
Chicago / Spokane / Washington, D. C.

VICO is a reg. Trademark of the Amsterdam Corp.



“*Air*
Conditioned
by
Lennox”

The
four
most
comforting
words in
home design



Nature's Freshness indoors: Lennox offers maximum design latitude because it provides total control of indoor climate. No other system is so silent, so fresh, so spring-like. Lennox: Climate's "picture window." Write Lennox Industries Inc., 558 S. 12th Avenue, Marshalltown, Iowa.

Don't be satisfied with less than

LENNOX

AIR CONDITIONING · HEATING

For more data, circle 26 on Inquiry Card

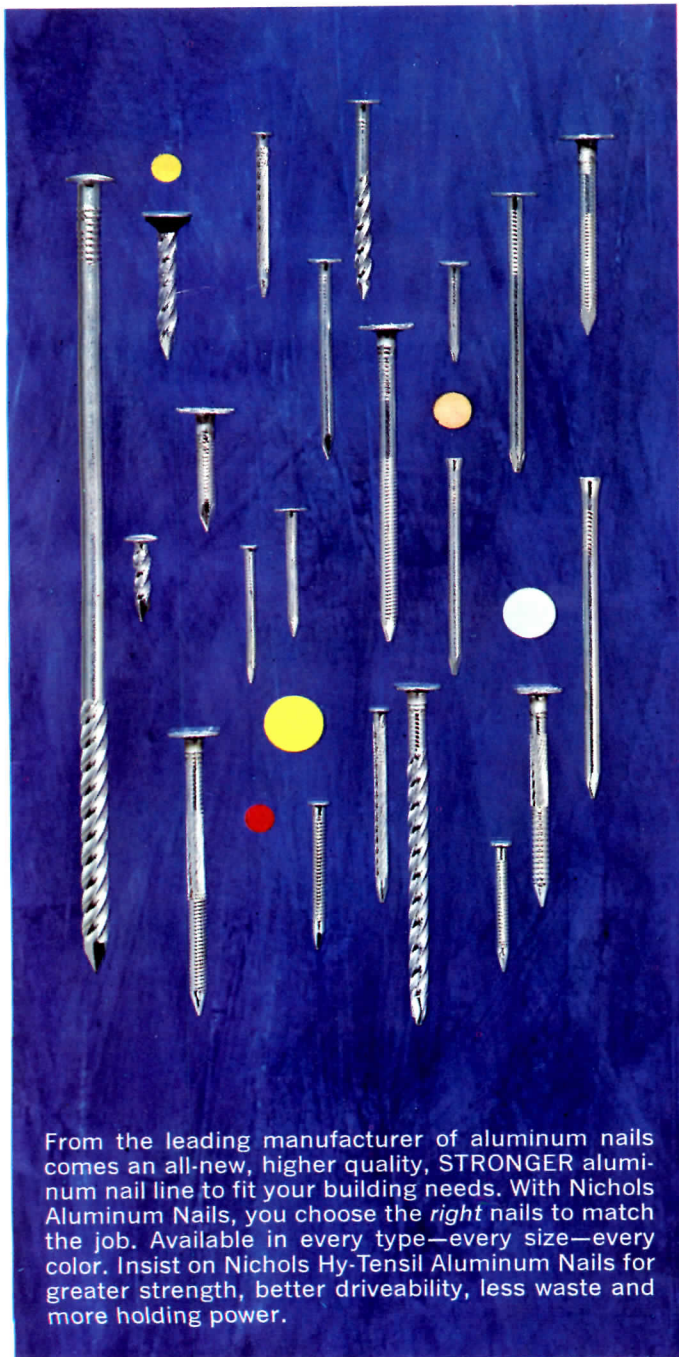
NICHOLS HY-TENSIL ALUMINUM NAILS ARE PROVED BEST!

Aluminum nails are well recognized for rust and stain-proof qualities; wider size, type and color selection; streamlined, easy to handle packaging. Now, Nichols Aluminum Alloy Hy-Tensil Nails bring you *more strength*. With new alloy balance and incorporating a new metallurgical process, Nichols nails have strength up to *15% greater* than required by FHA standards, and give three times the coverage!



SUPERIOR QUALITY NICHOLS BUILDING PRODUCTS GIVE YOU EXTRA VALUE

Nichols over 50 years' experience serving the building materials industry guarantees you that Extra Value. In any exterior application where weather exposure is a harmful factor, Nichols Aluminum is *your answer*. Whether its valley and flashings, gutters, gutters, downspouts, building corners, trim, farm roofing, TV or tree guy wire —rely on Nichols products —they last a housetime.




From the leading manufacturer of aluminum nails comes an all-new, higher quality, STRONGER aluminum nail line to fit your building needs. With Nichols Aluminum Nails, you choose the *right* nails to match the job. Available in every type—every size—every color. Insist on Nichols Hy-Tensil Aluminum Nails for greater strength, better driveability, less waste and more holding power.




Modern research and development, competent engineering and top quality control are major reasons why Nichols Aluminum enjoys full acceptance from supplier to builder to homeowner. Nichols Aluminum does make a "Material Difference"—it lasts. Depend upon Nichols for quality of materials, craftsmanship and completeness of aluminum building products. You and your customers will be pleased—for years.

When the house lights dim, FPE takes a bow.

Federal Pacific's Li-Trol® dimmer switch sets the stage for a story of leadership in products designed for modern electrical living. It all begins at the service en-




trance, with FPE's Stab-lok circuit breakers, load centers and service devices, or FPE Type SF fusible equipment with the Magic Main Breaker. There's more to the story than power distribution. There's power control, and FPE takes another bow with its residential




safety switches, fuses, and motor controls. And there's power utilization. For example, FPE's residential electric




heating equipment. Nothing is more beautiful, efficient, or easier to install than FPE baseboard heating. Combined with the Li-Tronic thermostat, which reduces temperatures automatically as daylight or houselights dim, this is a system you can really sell. FPE makes the entire system (and guarantees the baseboard heating element for the life of the



building). For special applications, FPE provides Curv-Air Classic convector heaters, radiant and forced air wall heaters and radiant heating cable. Even that's not the whole story, because FPE continues, as it has done for over 60 years, to



provide new products to make electrical living a reality today. For the highest quality products, at competitive prices, from a single reliable source, you can't do better than Federal Pacific. For further information, and a free copy of FPE's Redi-Reference catalog, write Federal Pacific Electric Company, 50 Paris Street, Newark, New Jersey 07101.






CABINETS BY CONNOR...

the connoisseur's choice


Connor Cabinets give you everything you have been looking for—beauty, utility, easy care. *All* wood (select northern birch), finished in a rich fruitwood tone which is stain and nick resistant. You have a choice of classic Contemporary with smooth flush doors, or elegant Continental styling, with Connor's exclusive picture-frame design. You'll find your Connor dealer listed in the phone book. Or write Connor for the dealer nearest you . . . don't forget to ask for a copy of the new Connor Cabinet brochure. It's the first step to a lastingly beautiful kitchen.



CONNOR

LUMBER & LAND COMPANY
WAUSAU, WISCONSIN


Manufacturers of quality hardwood products since 1872





ELKAY[®]

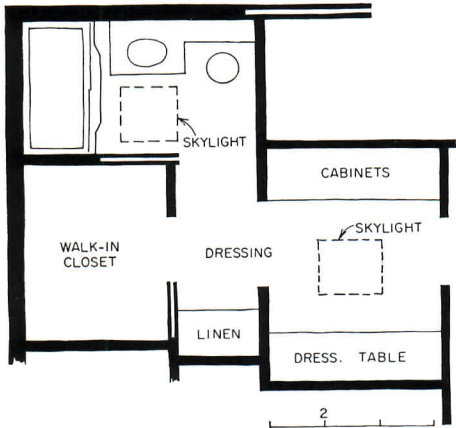
Once again specified
more than all other
sinks combined



Illustrated is the Consolette. Sculptured from nickel-bearing stainless steel (type 302). Write for our full line brochure. Elkay Manufacturing Company, 2700 South Seventeenth Avenue, Broadview, Illinois

Kitchens and Baths

continued from page 22



A minimum-sized bath is supplemented with relatively commodious dressing room facilities in the M. L. Cook house, Friendswood, Texas.

Bathrooms

Generally, I think, the bathroom should be the barest minimum size. The "Cleopatra" bath has now become such a luxury that few people can afford them. Plumbing manufacturers tell us that a standard bath tub is 5 ft long, therefore, we must plan bathrooms to fit this set dimension; the minimum dimension on the opposite way is seven feet. This will allow for a water closet, a lavatory with counter, and a tub, with enough room to move freely between each fixture.


The space above the toilet is always wasted in such a fixture set-up, unless you increase the amount of counter space by projecting the lavatory counter across it. I believe that the lavatory should be built-in, in order that the wasted space below it can be utilized. This space is always good for a small waste receptacle, and there is always the toothpaste box that must be disposed of.

Such an arrangement in a bathroom dictates the placement of the medicine cabinet to the side of the lavatory rather than straight in front. I firmly believe that each bathroom needs a

continued on page 34

LOOK INTO
THE *Complete* LINE ...

WAGNER Garage DOORS




BEAUTI - DOOR

Standard and special designs in sectional overhead type residential doors for quick factory drop shipment. Makers of the fabulous Redwood Beauti-door.




WOOD

All standard types of sectional overhead wood doors available in extension spring or torsion spring galvanized hardware.



STEEL

Sturdy sectional and one-piece steel overhead type doors available in residential and commercial sizes. Galvannealed steel and factory painted.



FIBERGLASS

Colorful translucent Panels, Aluminum frame—Easy, quiet operation—Four colors available in wide range of sizes.

Wagner offers a complete line of Wood, Steel, and Fiberglass-Aluminum doors for Residential, Commercial, and Industrial service, including Automatic electronic Doorman operators. Write for complete information including Architectural Specification File Number AR-65.



WAGNER MANUFACTURING COMPANY
CEDAR FALLS, IOWA, U.S.A.

For more data, circle 16 on Inquiry Card

For more data, circle 17 on Inquiry Card ➤



ROMAN COINS, No. 41-801



PERSIAN CARPET, No. 44-805



OLIVE TREE, No. 42-811




SUNBURST, No. 43-804



METEOR, No. 45-807



SPRING LEAVES, No. 40-800



Spivak Ceratile Designs, Copyright 1964

Spivak Ceratile Designs are for the architect, decorator or who wants something new... something really exciting in... *and on a modest budget.* ■ The attractive designs, in recessed texture and soft muted colors of these new Spivak Designs combine to give an overall effect of elegance please the most discriminating client. ■ In creating each six new designs, Max Spivak designed them primarily for "masse" effect in a wall. By using them in a random pattern

THE **Cambridge Tile**

MFG. CO., CINCINNATI, OHIO 45215 • PRODUCERS OF WORLD FAMOUS SUNTILE AND...

SPIVAK



MAX SPIVAK,
ONE OF AMERICA'S
OUTSTANDING CERAMIC
MURALISTS, CREATES
NEW DESIGN CONCEPTS
IN WALL TILE FOR
CAMBRIDGE... AND
FOR YOU.



led by Mr. Spivak, repetitive monotony is avoided and the wall becomes even more exciting as its size increases. All find Spivak Ceratile Designs particularly suited for use in apartment and commercial lobbies as well as in bathrooms, rooms and kitchens. They can be used with equal effect for an entire room or for a single wall area. ■ Spivak

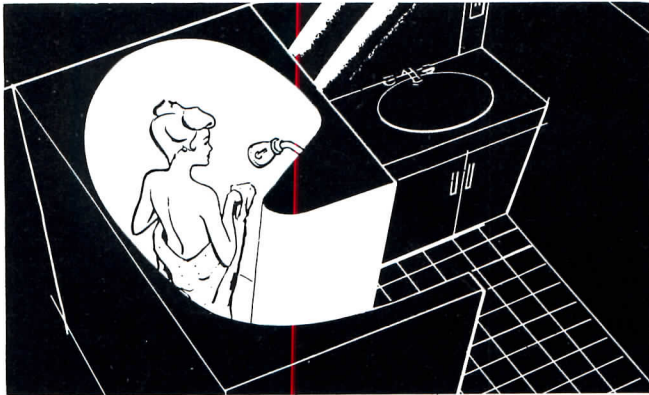
Designs are produced in 4 1/4" x 4 1/4" flat

BEAUTIFUL...EXCITING...INEXPENSIVE

units in colors that coordinate perfectly with solid colors of Suntile and the colored bathroom fixtures of most manufacturers. And most important to you and your clients—Spivak Ceratile Designs are inexpensive, costing only a few cents more per sq. ft. than standard solid color wall tiles. ■ Investigate Spivak Ceratile Designs today.

We will send free sample tiles to architects, builders or decorators who write us on their official business letterhead.

CERATILE DESIGNS



SWAN LUXURY SHELL SHOWER

A completely new shower room concept that **ELIMINATES DOORS, CURTAINS, CORNERS**... an amazing design breakthrough that replaces the stiff, confining shower stall with an open, though private and protected shower room in a minimum of space.

THE SWAN CORPORATION

721 Olive St. • St. Louis, Missouri 63101 • CEntal 1-8148



For more data, circle 18 on Inquiry Card



not
wealthy;
just wise!

— the enlightened folks who insist on
CHICAGO FAUCETS

Of course, the very presence of finer Chicago Faucets in a house is a Mark of Distinction. But it doesn't necessarily mean the owner is wealthy... more likely he is just plain WISE!

True, the first cost of Chicago Faucets is a little more, **but**: for fifty years Chicago Faucets have been proving that no faucet can match them in low ultimate cost. So their unrivalled beauty and smooth, silent, dripless operation become an extra bonus, real and big.

Think of this next time you need faucets. You need not be wealthy; just wise!

Write for literature on Chicago Faucets including luxurious gold-plated fittings

CHICAGO FAUCETS®

LAST AS LONG AS THE BUILDING




THE CHICAGO FAUCET CO.
Des Plaines, Illinois
(A suburb of Chicago)

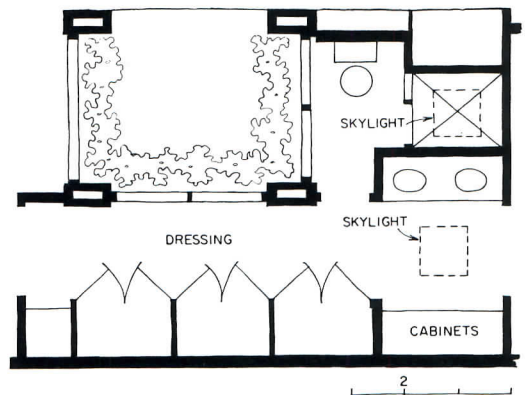
For more data, circle 19 on Inquiry Card

Kitchens and Baths

continued from page 31



Roland Chatham photos



Compartmented bath and dressing facilities give air of luxury relatively small space in the P. M. Bolton house, Houston, Tex

medicine cabinet for the many items that one collects.

In order to increase the visual size of the room, I like mirror one entire wall.

With the advent of the electric razor and toothbrush you must use recessed receptacles to get them off the counter and into a cabinet.

Lighting for the bath should be sufficient for close make-up for the lady of the house, and the man of the house should have the same amount of light for his shaving ritual.

Bathroom fixtures are limited as to what can be purchased. Certainly, the wall-hung toilet is a great innovation as far as cleaning the floor is concerned.

I think a towel rack 18 inches off the floor for the bath mat is a must. The bath mat is a forgotten item and usually left hanging half in the tub.

There never seems to be a place for the bathroom scales. Scales are not easy items to clean, and we have found that they can be recessed in the wall and pulled out when needed.

A skylight inside the shower makes showering a glorious adventure, as well as preventing the tile from molding.

I propose the bathroom be located adjacent to a dressing area so that one is able to bathe and dress without several trips to various pieces of furniture in the bedroom. There should be a place to sit down in performing this task in a small dressing room.

For more data, circle 20 on Inquiry

Will your homes have these six common heating and cooling problems?



Castle Neuschwanstein. Original Owner-Manager: King Ludwig II of Bavaria
Architect-Engineers: Hofbaudirektor von Riedl, Hoftheatermaler Jank

- 1** In any split level, warm air tends to rise, leaving cooler air in lower rooms.
- 2** Separate living and sleeping areas obviously require different temperatures . . . warm in the living areas, cooler for sleeping.
- 3** Large glass areas cause inside temperatures to vary with outside weather changes . . . even with double-paned windows.
- 4** With a spread-out floor plan, sun, shade and wind in different areas cause widely differing heating and cooling needs.
- 5** Rooms over unheated areas such as garages or dungeons often have cold floors and walls.
- 6** A finished basement, because it is below ground level, requires more heat.

We're exaggerating them a little, but modern homes have all the same problems. In fact, they're *likely* to have them if they're designed with a medieval heating and cooling system that counts on just one thermostat to control comfort everywhere.


The solution is zone control . . . dividing your homes into two or more areas that your clients can keep at different temperatures.

With a hydronic system, all it takes is a thermostat for each zone, and a zone valve to control the hot water flow. With a forced air system, damper motors control air distribution to the zones.

Any village heating and cooling craftsman can supply everything you need for zoned castle comfort. Your wish is his command. Wish for Honeywell zone controls.

Honeywell

**Now you can put terrazzo
in any room of any house,
or office building...**



THANKS TO TERRAFINO

Because TERRAFINO flexible terrazzo is as easy to install as any resilient tile. You can now put terrazzo where it was never before possible or practical. You lay TERRAFINO with ordinary mastic, cut it with a common tile "chopper"!




Remember, TERRAFINO is still the only flexible $\frac{1}{8}$ " thick tile with **real marble chips**. Where terrazzo can't go because of price, time, elevation or mess, you can still earn important profits with TERRAFINO. Homes and the booming renovation market are prime opportunities.

Join the many contractors who are promoting and profiting with TERRAFINO. Ten patterns, available in large 12" x 12" x $\frac{1}{8}$ " size. Send for samples, literature and prices.

Terrafino COMPANY, P.O. BOX 52, CARLSTADT, NEW JERSEY
Division of Lancaster Chemical Corp.

For more data, circle 22 on Inquiry Card



NEW 1965 PLANNING GUIDE

FRIGIDAIRE KITCHEN APPLIANCES

The appliances shown on these pages are designed for utility, beauty, and ease of installation. And they carry the magic name, "Frigidaire," which means quality to home owners and buyers everywhere.

Why not investigate the many advantages Frigidaire built-in equipment offers you? Complete descriptive literature and simplified installation instructions available.

"The only cost that matters is cost installed"



MAYFAIR PINK

SUNNY YELLOW

TURQUOISE

AZTEC COPPER


plus
SNOWCREST WHITE
and
BRUSHED CHROME

**50
ANNIVERSARY**

This ad appears in many leading New Home & Remodeling Annuals as part of Frigidaire continuing campaign to influence consumers in the Building Market.

MORE FOLLOWS

DROP-LEAF DOOR WALL OVENS



Model RBB-101

Model RBJ-G99

Easiest in-wall installation, cooking, cleaning ever! Choose from 7 beautiful models, 3 with glass "window" doors, one with handy extra oven. Installation is completed in minutes—with a screwdriver! Wide feature selections, including such conveniences as Automatic Cook-Master, Roast Thermometer, and Broiler Grill. Frigidaire Color choice, plus White and Brushed Chrome.



COOKING TOPS. Ideal surface cooking companions are these "built into counter" models. Match Frigidaire Wall Ovens in color and cooking convenience features. Some with recessed fronts, special cooking units, and remote control.

| Wall Ovens—7 models | Width | Depth | Height |
|------------------------|--------------------|--------------------|--------------------|
| Overall—5 single-ovens | 23 $\frac{3}{8}$ " | 23 $\frac{3}{4}$ " | 29 $\frac{3}{8}$ " |
| Overall—2 double-ovens | 23 $\frac{3}{8}$ " | 23 $\frac{3}{4}$ " | 44 $\frac{3}{8}$ " |
| Opening—single-ovens | 21 $\frac{1}{2}$ " | 23 $\frac{3}{4}$ " | 28 $\frac{1}{2}$ " |
| Opening—double-ovens | 21 $\frac{1}{2}$ " | 23 $\frac{3}{4}$ " | 44" |

*Distance below top of counter.

| Cooking Tops—7 models | Width | Depth | Height* |
|--------------------------|--------------------|--------------------|--------------------|
| Overall—1 "budget" | 23" | 21" | 3 $\frac{3}{8}$ " |
| Overall—4 regular | 32 $\frac{1}{4}$ " | 20 $\frac{1}{4}$ " | 3 $\frac{1}{4}$ " |
| Overall—2 recessed front | 30 $\frac{3}{8}$ " | 22 $\frac{3}{4}$ " | 4 $\frac{3}{32}$ " |
| Opening—1 "budget" | 22 $\frac{1}{8}$ " | 20" | — |
| Opening—4 regular | 31" | 19" | — |
| Opening—2 recessed front | 29 $\frac{7}{8}$ " | 21 $\frac{1}{8}$ " | — |

Flair RANGES




Enjoy "comfort-level" cooking with a glamorous Flair Range. Designed to look built-in—actually slides in place between cabinets. Beautiful, practical Glide-Up Glass Doors. Surface cooking section slides open and shut like a drawer. Big oven space. Custom Imperial models feature new exclusive Tender-Matic roasting and Meal Minder automatic oven control.

| Flairs—3 models | Width | Depth* | Height †‡ (Including 27" high base cabinet) |
|------------------------------|-------|--------|---|
| Overall—2 single-oven models | 30" | 25" | 62 $\frac{1}{8}$ " |
| Overall—1 double-oven model | 40" | 25" | 62 $\frac{1}{8}$ " |

*Depth with surface cooking section extended: 38 $\frac{3}{8}$ ".


†Height with door(s) up: 69 $\frac{1}{8}$ ".

‡Total height with optional exhaust hood: 70". With ductless hood: 72".



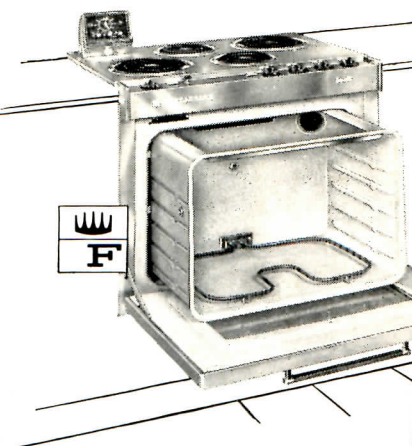
Model RCI-645J

Compact 30 RANGES



Fast, simple installation in or between cabinets. Complete oven and surface cooking facilities. Large "6-pie" oven (23" inside width). 2 models with glass doors. Recessed control panels for easy cleaning. Raised edges on cooking top to catch spill-overs. Frigidaire Colors, White, Brushed Chrome. Just announced: glass door model with Pull 'N Clean Oven.

| Compact 30's—4 models | Width | Depth | Height |
|-----------------------|--------------------|--------------------|--------------------|
| Overall | 30 $\frac{3}{8}$ " | 22 $\frac{3}{4}$ " | 25 $\frac{3}{8}$ " |
| Opening | 29 $\frac{7}{8}$ " | 20 $\frac{1}{2}$ " | 24 $\frac{1}{2}$ " |



Model RBJ-G535

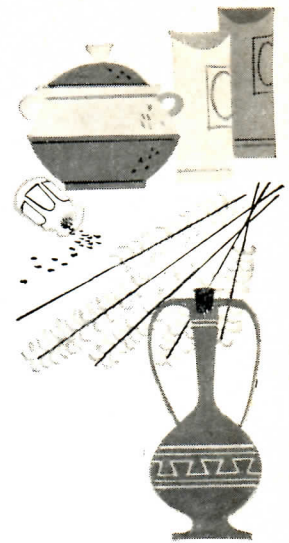
Frigidaire also offers a complete line

TWIN "30" RANGES

Slide them in or between counters, and have the custom built-in look in short order! Double-oven convenience, "under and over" the surface cooking section. Bottom oven has spacious 23" inside width—handy glass "window" door on 2 Imperial models. Top oven is at eye-level height, with choice of Swing-Out or Glide-Up Glass Doors. Controls for entire range conveniently clustered at right of upper oven. Wide feature selection; choice of Frigidaire Colors and White.

| Twin-30's—4 models | Width | Depth | Height* |
|---------------------------------|-------|-------|---------|
| Overall—2 Glide-Up Door models | 30" | 27½" | 66" |
| Overall—2 Swing-Out Door models | 30" | 27½" | 66" |

*Height with hood: 71⅞".



Model RCIH-639

Flair WALL OVENS

For stunning slide-into-the-wall installation. Choice of double or single ovens, all with Glide-Up Glass Doors for easier cooking, easier cleaning. Two models with illuminated, eye-level control panels, all with pull-off knobs. Incomparable cooking features, such as Automatic Cook-Master, Roast Thermometer, and Broiler Grill available. Optional Rotisserie for Imperial models. Bright metal trim.

| Flair Wall Ovens—3 models | Width | Depth | Height |
|---------------------------|-------|-------|--------|
| Overall—2 single-ovens | 30⅜" | 17⅜" | 27⅜" |
| Overall—1 double-oven | 40⅜" | 17⅜" | 27⅜" |
| Opening—single-ovens | 30⅜" | 18½" | 26" |
| Opening—double-oven | 40⅜" | 18½" | 26" |

*Height with door(s) up: 34" approx.



Model RBGH-335.

DISHWASHERS

For fast, easy under-counter installation. All-new design for beauty and superior dishwashing results. Exclusive Super-Surge Washing Action gets tableware really clean. New Cushion-Coated Steel Interiors. Vinyl-coated racks accommodate large, odd-shaped items. Many features for easier-than-ever front loading and unbelievably quiet operation. Big 14 table-setting capacity (NEMA). Choice of Frigidaire Colors, White, Brushed Chrome. Also comparable mobile models plus 2 budget-priced top-loaders.

| Dishwashers—2 Under-counter models | Width | Depth* | Height |
|------------------------------------|-------|------------------------------|--------|
| Overall | 23⅞" | DW-IUJ: 26⅜" DW-DUJ: 26⅜" | 34¼" |
| Opening | 24" | 24" | 34½" |

*Depth with door down: 48½".




FOOD WASTE DISPOSERS

Ideal "after-meal" clean-up companions for Frigidaire Under-counter Dishwashers! (Or install alone.) Three models featuring easy, compact installation. Powerful, quiet operation. Food waste is liquefied, automatically flushed down the drain to eliminate worrisome, messy hand disposal.

standing Ranges in 30" and 40" widths

WASHERS AND DRYERS



Models WCIR-65 Washer and DCIF-65 Dryer

Twelve free-standing electric washers and matching electric and gas dryers for work-free, automatic wash days. Washers feature powerful new Jet Action washing system, Jet-Away Rinse, Jet Spin, and giant tub. Also special feature selection. Dryers in 8 electric and 6 gas models offer wide feature choice, including two with Filtrator which eliminates venting and draining. Washers and dryers all available in Frigidaire Colors and Snowcrest White.

| Washers—Dryers—26 models | Width | Depth | Height |
|--------------------------|-------|-------|--------------------|
| Overall—12 Washers | 27"* | 26¼" | 44" and 44⅞"† |
| Overall—14 Dryers | 27" | 26¼"‡ | 42⅞", 44" and 44⅞" |


*When Washer lid is in horizontal position (fully opened), total width is 39⅞".
 †When Washer lid is in max. vertical position, total height is 53¼".
 ‡When Dryer door is in max. open position, total depth is 44⅞".



REFRIGERATORS AND FOOD FREEZERS


Beautiful free-standing refrigerators which range from 10 to 18.9 cu. ft. of refrigerated space—food freezers from 9.6 to 22.8 cu. ft. Defrosting is never required in Frost-Proof models. Exceptionally wide selection of capacities, sizes, and features. All refrigerators and food freezers powered by Frigidaire Meter-Miser Compressors. Wide offering of finishes and colors. Low-cost kits available to give many models built-in appearance. Food freezers may be selected from 8 upright and 4 chest-type designs, with color selection to match refrigerators.

| Refrigerators-Freezers 39 models; 27 Refrigerators, 12 Freezers | Width | Depth | Height |
|--|-------------|--------------|-------------|
| Overall—17 Frost-Proof Refrigerators | 30" to 33¼" | 26⅞" to 30" | 59¼" to 67" |
| Overall—10 Non Frost-Proof Refrigerators | 24" to 32" | 28⅞" to 30" | 57½" to 64" |
| Overall—3 Frost-Proof Freezers (upright) | 32" | 29½" to 30⅞" | 64", 69¼" |
| Overall—5 Non Frost-Proof Freezers (upright) | 24" to 32" | 29¼" to 30⅞" | 57½" to 70" |
| Overall—4 Non Frost-Proof Freezers (chest) | 53¼", 70⅞" | 31½" | 35¼" |



Model FPI-10

ROOM AIR CONDITIONERS



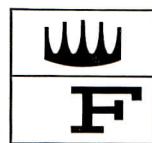
Model BW-615 installed in WMS-5 sleeve

Twenty nine models. Thirteen for thru-wall application, including three for "delayed" addition of air conditioner mechanism, using separate sleeve that permits virtually flush line-up with outside wall. Ten models may be quickly installed thru-wall with three adjustable brackets. Cooling only or cooling and heating. In addition, Frigidaire offers 16 window models, including one for casements. Cooling range from 5,000 to 19,000 BTU/HR (NEMA). Choice of 115, 230, or 208 v.

| Room Air Conditioners 29 models | Width | Depth | Height |
|---|--------------------|----------------------|--------------------|
| Overall—3 for "delayed" thru-wall installation with separate sleeve (sleeve dimensions shown) | 26" | 19⅞" | 16⅞" |
| Overall—10 for thru-wall installation using cabinet for sleeve | 26" | (6) 19⅞" (4) 27" | (4) 16" (6) 16" |
| Overall—11 Standard window models | 26" | (5) 19⅞" (6) 27" | (6) 16" (5) 16" |
| Overall—4 "Install Yourself" window models | (2) 25" (2) 26" | (2) 15⅞" (2) 19⅞" | (2) 12" (2) 16" |
| Overall—1 casement | 14½" | 26¼" | 10⅞" |

Frigidaire reserves the right to change specifications or discontinue models, without notice.

For detailed information about Frigidaire Appliances, contact your Frigidaire dealer, or your architect, builder, or kitchen remodeler. Or write Frigidaire Division, G.M.C., Dayton, Ohio 45401.



GOLDEN 50
ANNIVERSARY

FRIGIDAIRE

PRODUCT OF GENERAL MOTORS

For more data, circle 31 on Inquiry Card



Warning!

Weldwood teak paneling. It will spoil you for any other wall.

one glimpse. You'll love it. Weldwood® teak's easy blend of warmth, elegance, and luxury is at home in any decorating scheme. Don't underestimate the mood-making power of one panel, even a single accent panel. Enough. You dare, feast your eyes on all 70 different Weldwood panelings. A 12' x 8' wall of Weldwood's classic™ teak *does* cost about \$144. Compared to other real woods, the same

size wall can cost as little as \$25. Each panel is glowingly, knowingly finished by Weldwood craftsmen in 18 carefully selected steps. See them at your Weldwood Headquarters dealer's. He's listed in the Yellow Pages under "Plywood." In Canada: Weldwood of Canada Ltd.

Come in and see our new Weldwood showroom at the United States Plywood Building, NYC.

United States Plywood
Dept. ARRH 5-65
Box 61, New York 46, N. Y.

Please send me illustrated booklet,
"Ideas For More Beautiful Homes."
I enclose 25¢.

Name.....

Address.....

City.....State.....Zip Code.....

**Only United States Plywood
makes Weldwood® paneling.**

For more data, circle 32 on Inquiry Card



**This emblem protects you from false
air delivery claims on
range hoods and exhaust fans**

The HVI emblem guarantees trustworthy air delivery ratings. You'll find it only on range hoods and exhaust fans whose performance has been certified by independent tests at Texas A & M College. All are designed to meet FHA requirements. This emblem is now carried by two out of three range hoods and exhaust fans.

Send for free 12-page "Home Ventilating Guide" that keys air delivery ratings of fans to room sizes

and includes HVI recommendations on number of air changes per hour, types of exhaust fans and range hoods, location of fans and hoods, selection of accessories, installation of ducts.



Full information also available from HVI members: Aubrey Mfg., Inc. • Berns Air King Corp. • Broan Mfg. Co., Inc. • Emerson-Pryne Co. • Fasco Industries, Inc. • Kich-N-Vent Division, Home Metal Products Co. • Miami-Carey Division, The Philip Carey Mfg. Co. • Nautilus Industries, Inc. • Nutone, Inc. • Roberts Mfg. Div., Rangaire Corp. • Swanson, Mfg. Co. • Trade Wind by Thermador Div. of Norris-Thermador • Ventrola Mfg. Co.

HOME VENTILATING INSTITUTE


1108 STANDARD BUILDING, CLEVELAND, OHIO 44113

For more data, circle 33 on Inquiry Card

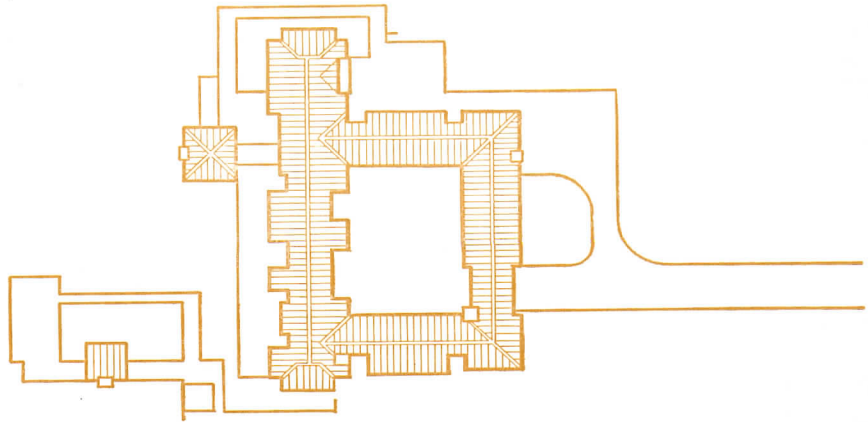
WHATEVER HAPPENED TO THAT "MACHINE FOR LIVING"?

However rhetorical the question, it at least reflects our personal gratification that the work of so many outstanding residential architects is increasingly oriented toward elegance, imagination and environmental harmony. And we are even more gratified—albeit not unselfishly—by the high percentage of these architects who have recently specified Follansbee Terne on major projects. For Terne, its functional integrity validated by two centuries of use, is unique among roofing materials in that it provides both form and color at relatively modest cost.

Joseph W. Molitor photo




"STORNOWAY", Ligonier, Penna.—featured in 1965 RECORD HOUSES.
Architect: Winston Elting, AIA, Chicago, Illinois
Roofing Contractor: Miller-Gyekis Inc., Pittsburgh, Pa.




 **FOLLANSBEE STEEL CORPORATION**
Follansbee, West Virginia

Follansbee is the world's pioneer producer of seamless Terne roofing

For more data, circle 34 on Inquiry Card





**The more windows
there are, the greater the
reason for specifying**

Andersen Windows

At least a third (maybe even half) of the exterior wall area in the home you're designing right now is windows. No one can dispute their importance as a design element.

And the more windows you use, the more important it becomes to specify Andersen Windows.

Because Andersen Windows **complement your design** scheme . . . no matter how many you include. They don't stand out. Don't dominate. They do their job quietly . . . efficiently . . . more beautifully . . . without focussing attention on themselves.

Another point. The more windows your customers have, the more they will appreciate the **unmatched comfort, convenience** and carefree living their Andersen Windows afford.

They will thank you for selecting windows that operate smoothly, silently, effortlessly without a lot of fuss and bother. For **heating cost savings** of 15% or more this and every year.


They'll thank you for **extra convenience** features such as welded insulating glass that eliminates all storing, handling and washing of storm windows. Or removable grilles that pop in or out for easy window cleaning. And many, many more.

Check Sweet's File. Or contact your Andersen distributor for a complete Tracing Detail File on all **5 beautiful types** (hundreds of sizes).

Andersen Windowalls 
TRADEMARK OF ANDERSEN CORPORATION


ANDERSEN CORPORATION • BAYPORT, MINNESOTA 55003

These 26 Andersen Windows are exact duplicates of the windows in this Bloomington, Minnesota home designed by Robert F. Ackermann, AIA, St. Paul, Minnesota.



Rounding out an idea. This California home, a classic combination of wood and glass, looks as if the site were built for it, instead of its having been built for the site. Architect: Mario Corti

For homes in the sun, in the shade, on a summit
 use the uniqueness of **WOOD**



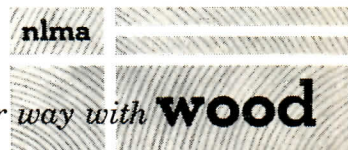
Regardless of locale, wood imbues homes with the lines, the luxury, the lasting qualities that clients long for . . . and look for. In making a point, rounding out an idea, or playing it straight, wood is the one medium that always assures highly successful results.

Easily adaptable to any site, readily available in any region, wood offers advantages far above and beyond its cost. Wood's acoustical qualities muffle sound. Its insulation qualities shield against heat and cold. And, the beauty of wood's many species, tones, and textures lasts for many lifetimes.


Indoors or out, upstairs or down, wood is the most reliable way of expressing your ideas . . . tried and true, or bright and new. Wood's versatility encourages its easy adaptation to newly devised systems of planning . . . like UNICOM, which helps reduce on-site time and costs.

For more information on using the uniqueness of wood, including a free booklet describing UNICOM, write:

NATIONAL LUMBER MANUFACTURERS ASSOCIATION
 Wood Information Center, 1619 Massachusetts Ave., N.W., Washington, D.C. 20036



ing it straight. Laminated beams support the wood sun deck of seaside home. 18' panels in left center can be drawn across t. Architects: Tucker Sadler & Bennett, A.I.A., San Diego.



ing a point. Cantilever roof spreads its protecting wings over this tree- contribution to modern, comfortable living. The vertical wood g adds special beauty to the total concept. Architects: Anshen & Allen.

For more data, circle 35 on Inquiry Card



Huge 59" x 189" Therm-O-Proof insulating glass units
in Grosse Pointe Shores, Mich. "Record House."
Architects: Meathe, Kessler & Associates,
Grosse Pointe, Michigan

This is Therm-O-Proof insulating glass "design flexibility."

What does Therm-O-Proof
"design flexibility"
mean to you?

To architects Meathe, Kessler & Associates it meant freedom to incorporate the beauty of lakeside surroundings into their design by the use of immense insulating glass areas, without sacrificing winter or summer comfort.

But unusual size is not all. THERM-O-PROOF insulating glass comes in over 200 other combinations and configurations: pink, bronze, grey, figured,

cathedral, tempered, triangles, parallelograms, circles, and now even curved insulating glass units.

When glass becomes a part of your project, consider the "design flexibility" of THERM-O-PROOF insulating glass for your freedom of design.

Each THERM-O-PROOF unit is supported by a 10 year warranty.

See our Catalog

7a
Th

In Sweet's Architectural File

For more data, circle 36 on Inquiry Card

Made more ways to fit more ideas.



Therm-O-Proof
INSULATING GLASS

Thermoproof Glass Company
Detroit, Michigan 48210
Subsidiary of Shatterproof
Glass Corporation
World's Largest Independent
Manufacturer of Automotive
Replacement Glass.



SIMPATIGO Furniture by
HERITAGE[®]
FURNITURE CO. HIGH POINT, N. C.
at leading furniture & department stores

Provence
Floor Tile by Ludowici

For complete information on special shapes quarry tile write: Dept. RH

*** LUDOWICI-CELADON CO.** 75 E. WACKER DRIVE, CHICAGO, ILL. 60601
Manufacturers of quarry tile, the nation's largest producer of roofing tile and NAILON Facing Brick


For more data, circle 37 on Inquiry Card

Member:
Tile Council of America, Inc.

JUST A FEW GOOD REASONS MORE AND
MORE ARCHITECTS ARE SPECIFYING



Whirlpool RANGES



Built-in electric ovens and cooktops. Choose single or double ovens along with four matching cooktops.



• **Built-in gas ovens and deluxe cooktop** feature the exclusive Blanket-O-Flame® burner. Choice of 30" or 24" ovens. Easy to install.




• **New electric set-in ranges** in 24" and 30" widths. So easy to install; simply hang from the countertop; no bracing is required.

New features
... new styling
... wide selection
plus choice of gas
or electric models

(See the Alan Steinert home on page 110)

Designed to satisfy the whims of any customer or needs of any builder. Fresh new styling and new features that let you sell easier cooking . . . easier cleaning. Also *one dependable source* for a full line of gas or electric appliances can save you time and paper work. You deal with one man, sign one order, get undivided responsibility, plus a brand name your prospects *know and respect*. Call your RCA WHIRLPOOL distributor now for complete details.

RCA WHIRLPOOL Appliances are Products of Whirlpool Corporation, Benton Harbor, Michigan. Trademarks RCA and  used by authority of trademark owner, Radio Corporation of America.

For more data, circle 38 on Inquiry Card

RECORD HOUSES OF 1965

1965 marks the tenth anniversary of *Record Houses* and its ARCHITECTURAL RECORD Awards of Excellence for House Design. It was launched in 1956 as an extension of ARCHITECTURAL RECORD's continuing purpose of recording and stimulating design progress. On the documentation side, the decade that has passed since the first issue reinforces, once more, the fundamental value and durability of good residential architecture: a review of the houses included in *Record Houses* of 1956 reveals an undiminished freshness and livability in each of them.

As for design progress, in the course of preparing this tenth edition we were extremely impressed by the present general high level in house planning and design, and by architects' creative ingenuity in providing for more privacy, quiet, living space and convenience. The search for the 20 houses for this year's awards proved to be more a close evaluation of many, many good designs than a "search." But of them all, we believe the 20 houses selected represent the best in a cross-section of design and plan types, cost range from modest on up, geography across the nation, and of the work of new and established architects. We are proud to present our award to the owners and architects of each of the houses shown here.

As before, *Record Houses* will be available to the public in a bookstore edition, and will be distributed to the nation's 20,000 foremost builders to accelerate the healthy trend toward greater architect-builder collaboration.

Five of this year's awards again go to well-designed development houses, and it is rewarding to note the many "custom design" planning and design ideas that are being incorporated to make them more comfortable, economical and attractive.

As George Bain Cummings, then President of the American Institute of Architects, wrote in *Record Houses* of 1956, "here (one) may observe real evidence of easier, healthier, safer and more enjoyable living through architecture."

Herbert L. Smith, Jr.

ARCHITECT: JOSEPH J. SCHIFFER

Residence for Mr. and Mrs. Joseph J. Schiffer

Concord, Massachusetts

Engineers; *William Thoen — Le Messurier & Associates*

Heating and Ventilating Consultant: *Victor Pesek*

Contractor: *Joseph Zaffina*

JOSEPH W. MOLITOR PHOTOS



BOLD ROOF EXPRESSION FOR ARCHITECT'S OWN HOUSE

An extremely strong and individualistic handling of the roof-ceiling formation characterises Joseph Schiffer's design for his own house. Three wide, plywood box beams, supporting two bands of acrylic skylights, are the main elements in the roof structure. From the exterior, the two outer beams appear as wide roof 'channels' in which an unusual balance is established between the upward projections which support the skylight framing in the center of the roof, and the overhang along the sides of the house, which serves to shade the glass and give protection from excessive brightness and glare. The overhang is in turn balanced by an extension of the floor of the house to form an open porch going the whole way round the building.

The plywood roof beams are equally dominant inside the house, where they define each of the main living areas, and give an extraordinary sense of stability and permanence to the structure. Skylights running the full length of the house on either side of the center beam, throw light into the middle of all the living and family rooms and prevent the ceiling structure from appearing in any way heavy or oppressive.

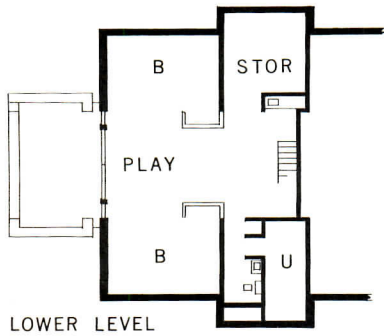




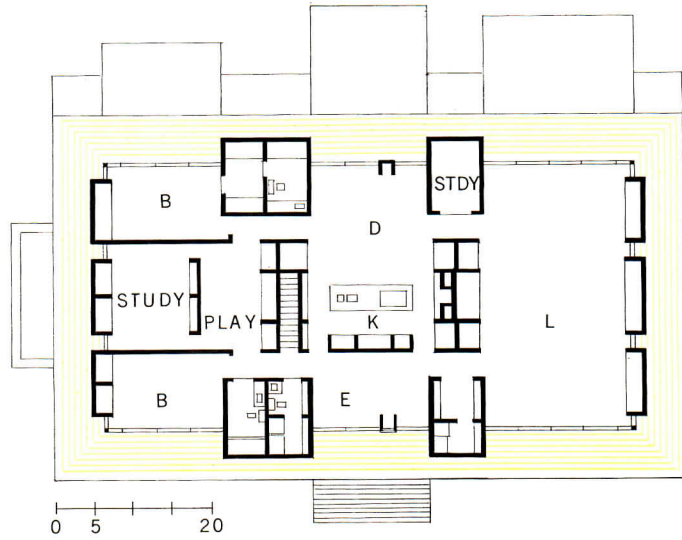
WALL ENCLOSURES CLEAR LARGE LIVING SPACES

Describing how the plan was evolved, Joseph Schiffer said: "the plan of the house is generated from the enclosure of all secondary functions, such as storage, closets, baths, and alcoves for the display or containment of works of art. The primary areas are the open living spaces created in between the closed walled forms of the secondary service areas." These U-shaped walls, which support the plywood box beams are built of stud framing with plastic-faced plywood exterior surfaces and with a similar gypsum-plaster panel surface on the interior. This wall arrangement has the advantage of leaving room spaces clear and uncluttered and also of providing attractive alcoves for plants, pictures and small pieces of furniture. From the outside, the wall alcoves give an impression of solidarity to balance the bold expression of the roof structure. Glass areas between the alcoves give glimpses of the outdoors. The cost of the house was approximately \$35,000, excluding lot, landscaping and furnishings.






LOWER LEVEL



JOSEPH W. MOLITOR PHOTOS





The architecture of the South, most vividly characterized by the neo-classical period, has been dramatically restated and revitalized by Paul Rudolph in this imposing southern villa. Despite the dominant use of classical forms, the repetition of the curved shape in stairways and balconies evokes a certain romantic atmosphere. The stairs seem made for the sweep of a ball gown, and the balconies for twilight serenades.

The house is set on a podium from which rise the 32 circular brick columns. A long, curved drive leads to the front of the house, which for the most part is solid and quite private. Curved steps on the south side take one to the entrance. The almost startling whiteness of the house against the surrounding greenery is once again typical of neoclassical southern homes.

ARCHITECT: PAUL RUDOLPH

Residence for Mr. and Mrs. John Wallace

Athens, Alabama


Structural Engineer: *John Altieri*

Mechanical Engineer: *Herman J. Spiegel*

VIVID RESTATEMENT OF SOUTHERN NEO-CLASSICISM

ALEXANDRE GEORGES PHOTOS



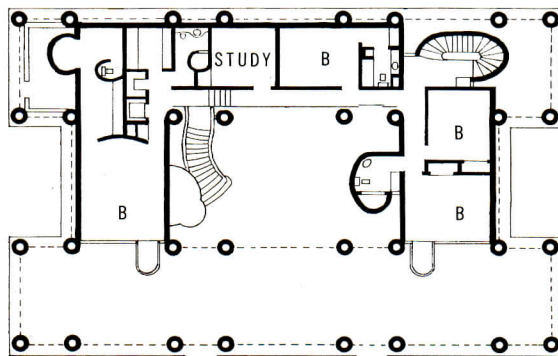




OPEN COURTYARD EXPRESSES UNITY OF DESIGN

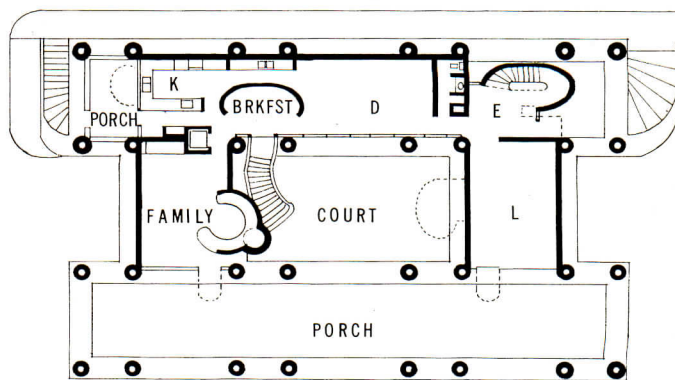
The central court, around which the whole of the Wallace house is planned, is perhaps the most imposing part of the design. Here all the different elements in the design are brought together; curved stairs, columns, the long porch can all be clearly seen from the court. As this area is open to the sky, variations of bright sun light and deep shadow are seen here to full advantage.

Describing the structure of the house, the architects said "The materials are unified, cement-like; brick exterior and plaster interior, although marble from an old Alabama courthouse was installed where cost would allow. The columns are not made of special radial brick but standard brick laid on edge." The house has a wood stud frame and floor joists and a built up roof. Off-white plaster interior surfaces enhance some very nice period furniture. The cost was \$90,000.

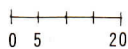




SECOND FLOOR



FIRST FLOOR



ALEXANDRE GEORGES PHOTOS

ARCHITECTS: FREDERICK LIEBHARDT & EUGENE WESTON


Residence for Mr. and Mrs. Nevin Wi

Del Mar, Califor

Structural Engineer: *John Kariotis & Associ*

Contractor: *Syd Neuhaus*

DOUGLAS SIMMONDS PHOTOS



A HOUSE PLANNED FOR LEISURE, EASY CARE AND RETIREMENT

This festive, informal house seems to amply fill the owners' requirements: a home for present active family life, and one equally suitable for eventual retirement. Provision for low maintenance, servantless living and a restricted budget were also vital.

As built, the house is relatively small (19,000 square feet of enclosed floor area), but works as well and appears as large as many quite sizeable ones. Part of this is due to the openness of the plan, and to the concentration on one really big room (shown here and in cover on the cover). It was also constructed for a reasonable cost, about \$30,000.

The house incorporates a number of "recreation" facilities, including swimming, ping pong, billiards, outdoor dining and facilities for frequent small social gatherings. The kitchen was carefully located in a central position to serve dining room, living room, recreation room and poolside with equal ease at minimum distance. All major living areas look out to fine views.



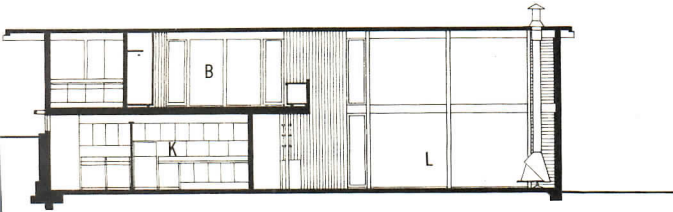
SMALL ADJOINING AREA
VARY AND DRAMATIZE
THE BIG LIVING ROOM

DOUGLAS SIMMONDS PHO

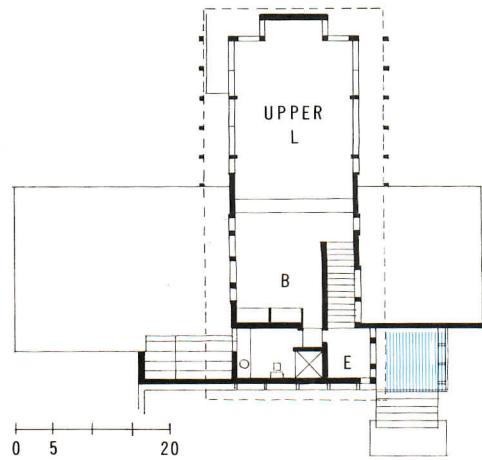
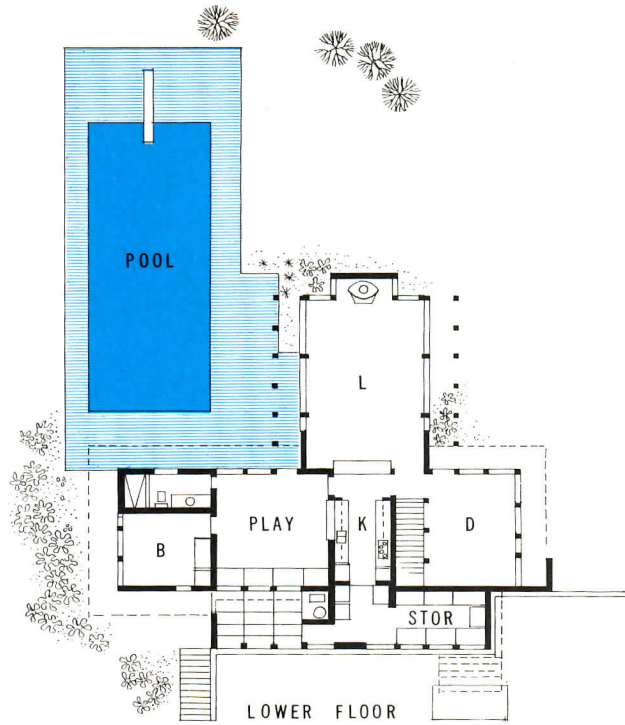
The site of the Wiley house is a deep, narrow one, falling abruptly to the East and South. The "T" shaped plan was oriented to provide both sun, and shelter from the prevailing wind, at the pool area, as well as relate to the views to the East and West. The architects describe the house as "a two-level, open plan with mezzanine bedroom and two-story living room. Forms and materials are kept simple, with aesthetic impact derived from interflowing volumes and spaces." Thus, the master bedroom adds its space visually to that of the big living room, and shares in the views through the tall glass walls. If more privacy were desired in the bedroom, it would be a simple matter to install a short folding partition on top of the balcony counter-railing. A bedroom and bath for a teenage son adjoin the recreation room on the lower level. For retirement years, these three rooms will be used as guest bedrooms. Materials are: redwood, terrazzo, marble counters, and mahogany cabinets.








0 5 20





FRANK LOTZ MILLER PH

ARCHITECT: HOWARD BARNSTONE AND PARTNER, EUGENE AUBREY

Residence for Mr. and Mrs. John M.

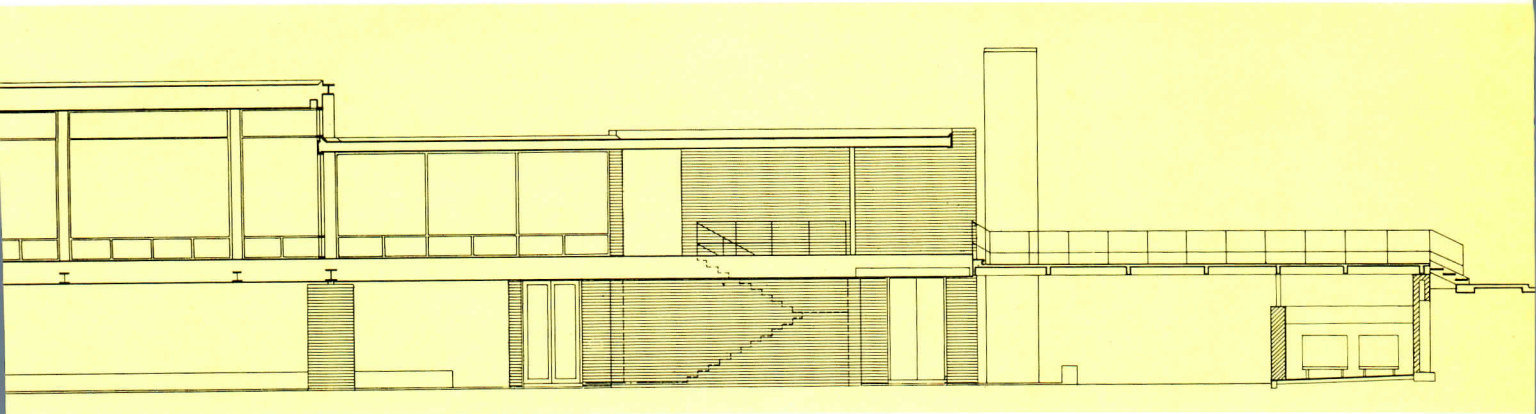
Houston, T

Structural Engineer: *R. George Cunning*

Contractor: *Ivanhoe Construction Com*

Landscape Architect: *Thomas Ch*

Interior Designer: *Wells D*




"TREETOP" LIVING PAVILION OF STEEL AND GLASS


steel and glass living-dining room, which seems almost to be suspended among the trees, unquestionably the most dramatic feature of what is in any case an unusually interesting scheme. The enormous living pavilion consists of a 55 foot by 30 foot steel truss resting on four 4 foot by 4 foot brick columns. The architect said that the unusual shape of the steel framing was governed by engineering considerations, but this has the effect of enhancing the appearance of the structure and preventing it from looking like an oversized glass box. Detailing and execution have been meticulously handled, showing how effectively steel can be used in domestic architecture.

Inside, the living room and dining room

together form one of the most impressive interior spaces in this year's Record Houses. The glass is tinted so that sunlight is never accompanied by glare. Shades are provided for additional protection when required. The Mahers' collection of antique furniture has been used to great advantage in this eminently 20th century setting. The furniture has been placed in contemporary groupings, and great care has been taken not to over-furnish so that the effect of the space is in no way impaired.


The architect says that the house was conceived of in two masses, the front mass containing entry, bedrooms and all family spaces, while the back mass consists of the huge living room, with a parking space beneath.





AIR CONDITIONING IN FIVE ZONES FOR MAXIMUM CONTROL AND EFFICIENCY



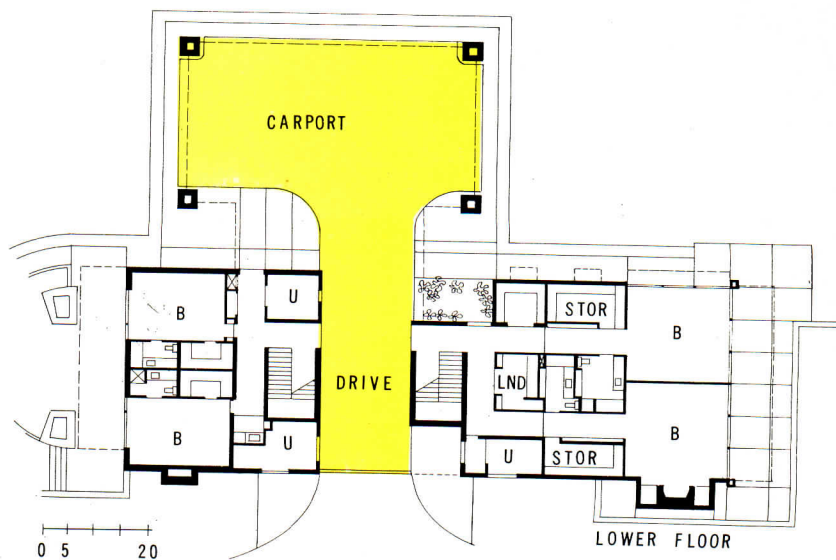
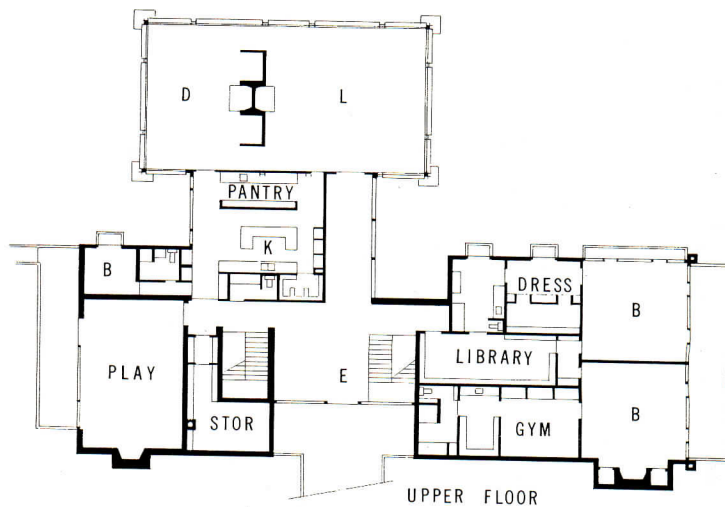


FRANK LOTZ MILLER PHOTOS

Although the living pavilion is the highlight of the Maher residence, the rest of the house is also very well planned and provides a great variety of unusual living areas. The master room suite is particularly luxurious, consisting as it does of two large adjoining rooms, one with a spacious dressing room and the other with a private gymnasium attached. A library between the two bedrooms makes a convenient place for quiet study. Wherever possible balconies are provided overlooking the trees and a small pool or creek. The children's entrance on the lower level gives convenient access to the bedrooms.

The mechanical system for a house of this size is important and presents certain problems. The architect describes how these were solved: "the mechanical system includes five separate cooling systems interconnected by hot water heating and a common return through the shallow 'attic' between floors. The purpose of the separate systems is that the house be not vulnerable to total breakdown in the event of failure of a single compressor. With the common return, one of the systems may be inoperable and the house would still be livable. The separate systems also provide a natural kind of 'zone' control."

Interior walls are gypsum board, plaster and wood paneling. Ceilings for the lower level are wood; for the rest of the house stucco plaster is used.



ARCHITECT: GENE LEEDY
Development House for Levitt & Sons, Inc.
Rockledge, Florida
Contractor: *Levitt & Sons, Inc.*
Interior Designers: *Phill Hall Interiors*

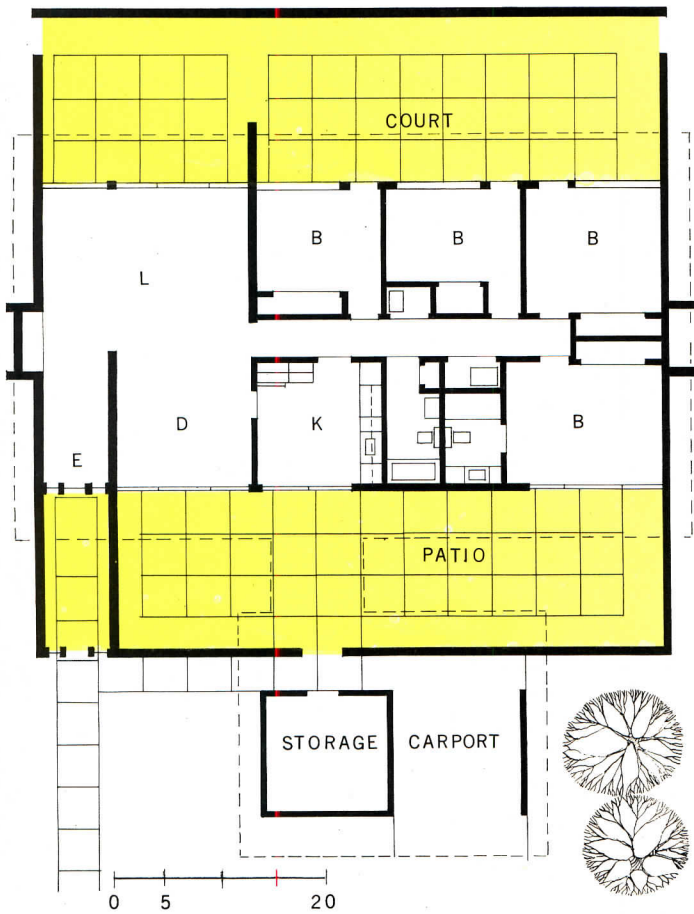
One of five prototypes designed by Gene Leedy for Levitt and Sons (and the only one built and for sale so far), this house marks some first steps forward in planning for development houses. Simplicity, combined with the use of standard materials also make it the least expensive of this year's Record Houses. It is priced for sale at \$20,990, which includes washer and kitchen appliances, lot, landscaping, architectural fees and all closing and settlement costs, and central air conditioning. It is reported that public interest in the house has been high, and the sales volume satisfyingly good.

The security and privacy provided by walled-in courtyards in a development is one of the key factors in the success of the house. The basic idea is hardly new — there have been many variations on the use of courts in our past issues, and several in this one. But probably the most simple and effective of all is the use here of straightforwardly flanking a glass-walled house with courts at front and back. The visual space of the house (and in good weather, the usable space) is trebled. The carport is set in front of the house compound, but connected to it by a covered walk. A simple, but dominant roof has been added to strengthen the architectural character, and to keep it from appearing awkward.






DOOR ROOMS TREBLE SPACE IN BUILDER HOUSE



The courts and room arrangement of this house for Levitt and Sons is expressly planned to provide outdoor space for play off the three children's bedrooms, and a separate terrace at front for adult entertaining. A fin wall also screens the play area from the living room at back. Flowering vines are planned to cover compound walls to soften any present austerity.

The plan of the house is fairly straightforward and well zoned. The kitchen is centrally and conveniently placed, and flanks the two bathrooms plumbing economy. And for the number of rooms it serves (including a laundry "closet"), the house hardly seems disproportionately long. A fairly impressive little entry has also been created, with an iron gate, flowers and a small foyer leading into the living area. The circulation path from the entry to the bedrooms unfortunately has to cross the living area—but, no doubt the "far entrance" to the house will be via the carport.


The structure is built with plywood girders on the concrete block bearing walls, and supporting wood trusses. Exterior surfacing includes block, brushed cedar siding and asphalt shingle roofing. The interiors are drywall construction and the floors are terrazzo.



CAREFUL ZONING ADDS
CONVENIENCE TO AREAS
INDOORS AND OUT



ALEXANDRE GEORGES PHOTOS



ARCHITECTS: EARL R. FLANSBURGH & ASSOCIATES

Residence for Professor and Mrs. Harry C. Go

Weston, Massachus

Structural Engineers: *Souza and T*


Mechanical Engineers: *Francis Associ*

Contractor: *Costa Limbera*

Landscape Architect: *Carol R. John*

MUSIC ROOM IS DOMINANT FEATURE OF HOUSE

LOUIS REENS PHOTOS





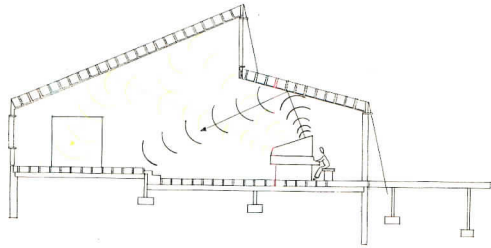
When planning a house around one important central requirement, it is sometimes a temptation for the designer to concentrate his chief efforts on fulfilling this central need, and to some extent to sacrifice the rest of the house to the perfecting of the main theme. Most people are probably familiar with the "hi-fi" house, in which one area is acoustically treated for the perfect production of stereophonic sound, but the rest of the house leaves something to be desired. One may enjoy many hours listening to concert music in such a house, but lack of detailed planning of other areas may make ordinary living somewhat hampered or uncomfortable, or may result in certain aesthetically pleasing features. Of course, budget limitations and particular circumstances make some compromises inevitable, but unfortunately planning deficiencies of this type cannot always be excused on these grounds.

Earl Flansburgh's architectural solution for the Gatos family effectively avoids these pitfalls. The scheme admirably fulfills the central requirement—the provision of a large music room—a house which is practical and pleasant for family living, as well as being aesthetically satisfying. Professor Gatos is a keen amateur musician and he needed a music room which would accommodate fairly large groups for informal concert evenings. The room also serves as the main living area in the house, and lends itself readily to other forms of entertaining. The lower part of the ceiling above the piano and the harpsichord acts as an acoustical reflector and also, through contrast, enhances the light of the rest of the room. The glazed area connecting the low and high ceiling heights lightens the room and throws sunlight up on to the unpainted, sand-finish plaster ceiling. Interior walls of painted plaster form an effective background to a collection of paintings by Jack Wolf and George Dergalis.

The zoning of the plan integrates the music room very well with the rest of the house, but at the same time allows the family rooms and bedrooms to be completely closed off; every family routine can continue and the children can sleep without being in any way disturbed by the music.




WELL-PROPORTIONED FURNISHINGS INCREASE THE SENSE OF SPACE



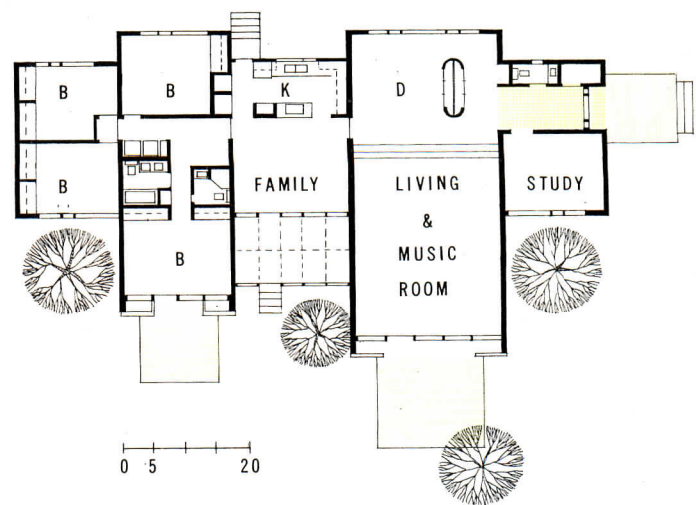
LOUIS REENS PHO




The effect of dramatic space inside a house is too often marred by an unfortunate choice of furniture. In this case, however, the furniture is both comfortable and practical, but has been carefully chosen to emphasise the space rather than detract from it. The free standing closet in the dining area serves to shield the dining table from the entry hall. The room has a quiet, rather formal air, but can be quickly brought to life when the curtains are drawn back, or when an informal concert is in progress. Steps connecting the dining platform with the lower level can be used as an informal seating area. A sheltered deck outside the family room makes a pleasant spot for having meals out of doors. Attic space above the bedroom wing can be converted into an additional bedroom.



architect had the advantage of plan-
 ing the Gatos house on a well-wooded
 beside a pond, but the house actually
 ns to enhance the natural scene. The
 ked roofs, which express the high ceil-
 in the music room and attic space
 ve the bedroom area, give form and
 nce to the structure. Shadows from
 surrounding trees are strikingly reflected
 the white-painted pine exterior walls.
 o large sculpted mounds serve to shield
 house on the street side, so that con-
 rably privacy is afforded. A detached
 age is situated near the entrance drive.
 nstruction is wood frame with stud bear-
 walls and joists, on a poured concrete
 ndation. Exterior walls are unplanned
 e siding in ship lap pattern. The cost
 approximately \$75,000.





ARCHITECT: ALFRED N. BEADLE, DAILEY ASSOCIATES

Residence for Mr. and Mrs. Alfred N. Beadle

Phoenix, Arizona

Contractor: Len Pritchard

A MODULAR STEEL FRAME RAISES HOUSE ABOVE SEASONAL FLOODS

An asset was made of a difficult site problem in this trim house. The lot was chosen because of its desirable location and its undulating grades. However, it was a natural "wash" which carries off seasonal run-off water from the neighboring hills. To cope with it, the architect simply left the site undisturbed as a natural, pristine rock garden, raised the house on steel stilts, and enjoys the periodic streams running through. The entrance drive and pool terraces were built up a bit, with block retaining walls, so they would not flood during run-off times. Raising the house itself gave an added bonus in gaining elevation to take advantage of a nice view to the south.

The design of the house contrasts a rather sophisticated, hard-edged structure with the natural rocky environment. It is totally contained in an exposed, modular steel frame with bays measuring 12 feet 4 inches by 14 feet 4 inches. The bays are used open or closed as the plan warranted, for rooms, terraces and planting areas. Enclosing walls are sliding glass doors or panels surfaced with cement plaster. Rooms or terraces were planned to exactly fit a one or two bay space. The extensive use of glass walls and integrated outdoor spaces visually enlarges all the living areas in the house. Two combination heating and air conditioning systems (one three-ton, one five-ton) join with sensible zoning in the plan to provide a very liveable house for Mr. and Mrs. Beadle and their five children.

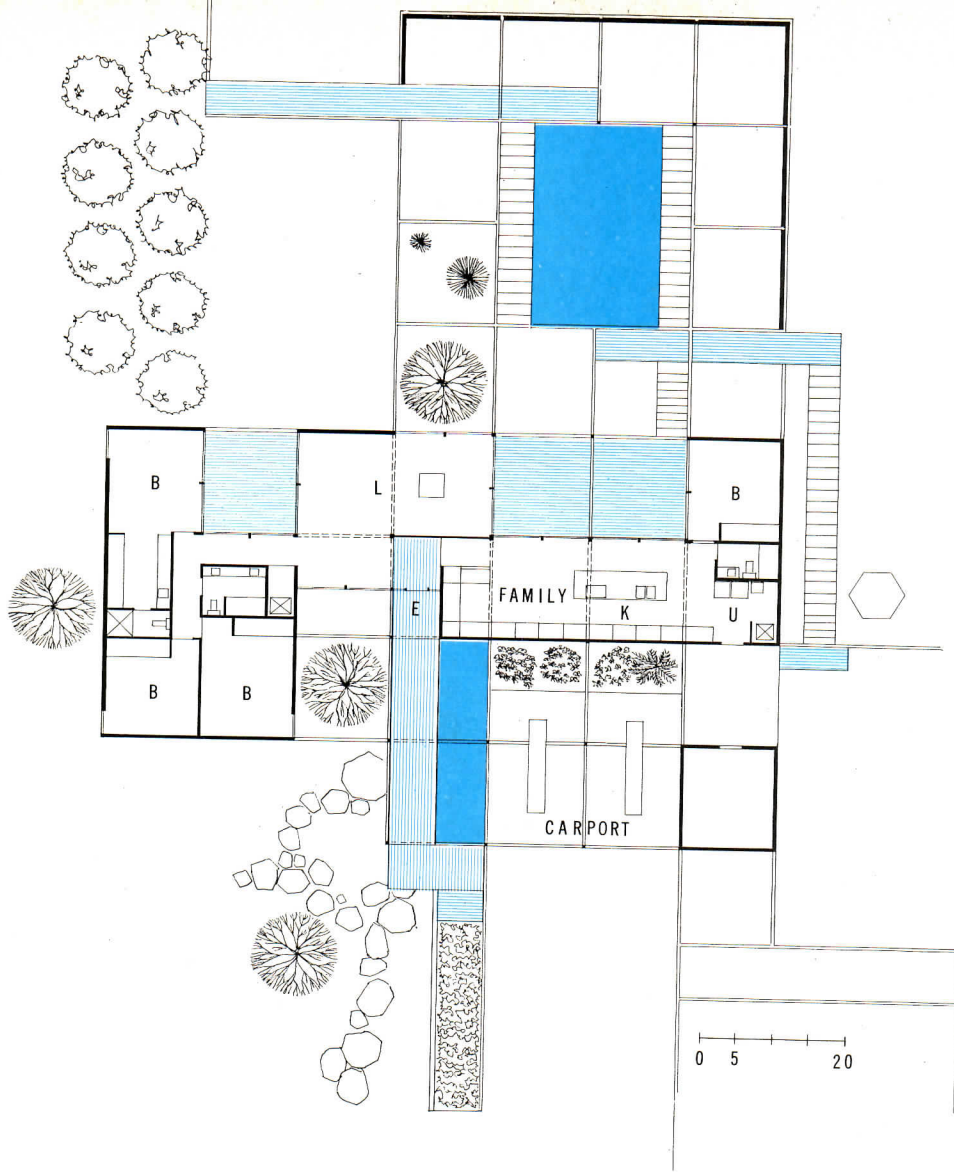





In his own house, Alfred Beadle used the regular, disciplined bay spacing as a "design motif" throughout the raised or built-up areas of house and grounds: the same module is used for dimensions of planting beds, drive and the like. In these areas, planting is carefully controlled to contrast with the natural site—a device which considerably reduces the maintenance required for the grounds. It would be possible, if desired at a later date to enclose some of the open deck areas in the house to enlarge some of the existing spaces, or to add new ones. As built, the house has 2400 square feet of interior space, and 4800 square feet of roofed space; quite a bit of luxury was included for a construction cost of approximately \$37,000, excluding lot and landscaping.

The steel structure supports wood joists topped by plywood sheathing for floors and roof. The surfacing for the roof is a 4-ply built-up one; carpeting is used on the floors of most living areas. Four-inch batt insulation is installed in floors and ceilings as a thermal barrier.

All the interiors are finished with painted gypsum board, except the big family-room-kitchen, which is surfaced with walnut. All the baths are interior ones, daylighted by domed plastic skylights. All the utilities of the house are ranged along the central bays to form a sort of extended "service spine". In addition to the generous storage provided in each room (including a good-sized dressing room for the master bedroom), there is a commodious storage "house" flanking the garage.



DOOR AND OUTDOOR SPACES FORM A CLOSELY LINKED COMPLEX



ARCHITECT: WINSTON ELTING

"Stornoway," Ligonier, Pennsylvania

Associate on the Job: *Robert H. Burdett*


Engineers: *G.A. Mattern & Associates*

Contractor: *F. Hoffman Co.*

Landscape Architects: *Franz Lipp & Associates*

Interior Decorator: *Catherine G. Rawson*

COUNTRY HOUSE HIGHLIGHTS REGIONAL QUALITIES



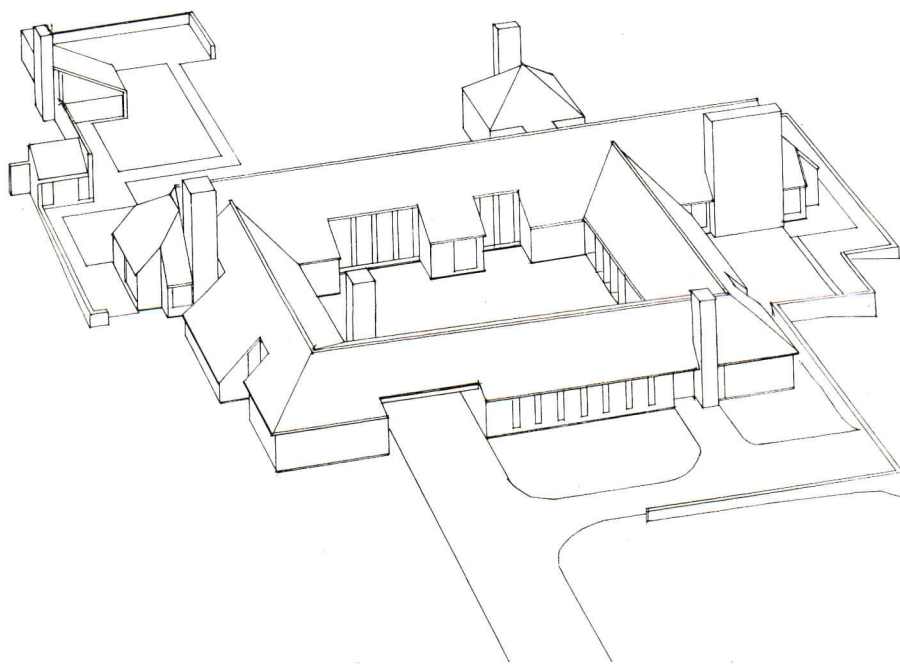
Although "Stornoway" is a country house very much in the contemporary idiom, it nevertheless has strong roots in a tradition of country house design dating as far back as feudal times. The imagination of many of today's leading architects has been caught by village and farm house designs in Europe, and a number of them have translated these forms into modern techniques and materials and have used them as a basis for their personal architectural expression. Concern with shed roofs, concentration on light and shade, high sloping ceilings, often with skylights in the roof angles, are typical of this approach and can be seen in Winston Elting's strongly individualistic handling of an accepted theme.

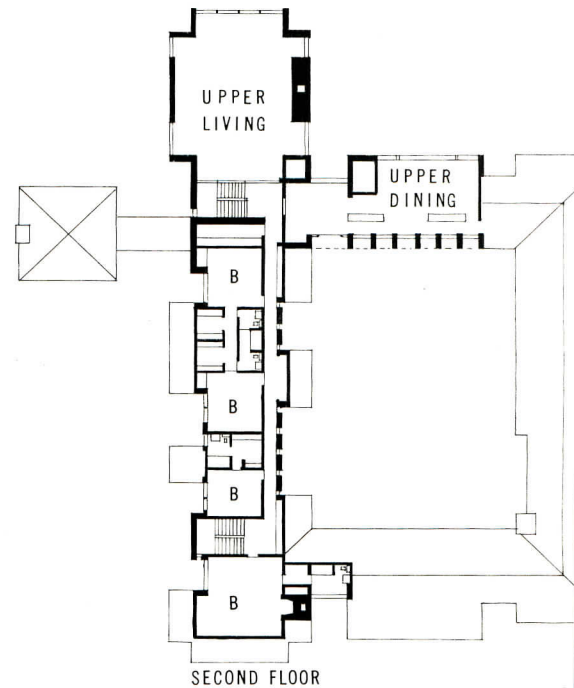

Approaching the house through rolling farm country and entering the paved courtyard as the

afternoon sun throws long shadows on the gravel paving and the stone walls are mellow in sunlight, one has the impression of coming to a house which has been an integral part of the surroundings for many years. It is almost a feeling that one might have on approaching a farm house in the Cotswolds. The unselfconscious regional quality of the house was quite deliberate and was in fact built into the program, which stated that the house, though very large, should appear to belong to the natural landscape and should at all costs avoid the overpowering impression of a large estate. The use of local stone for the walls, the quiet dark gray terra cotta roof, the massing of the building around a central courtyard, are all factors in the architect's success in meeting his clients' requirements.



JOSEPH W. MOLITOR PHOTOS






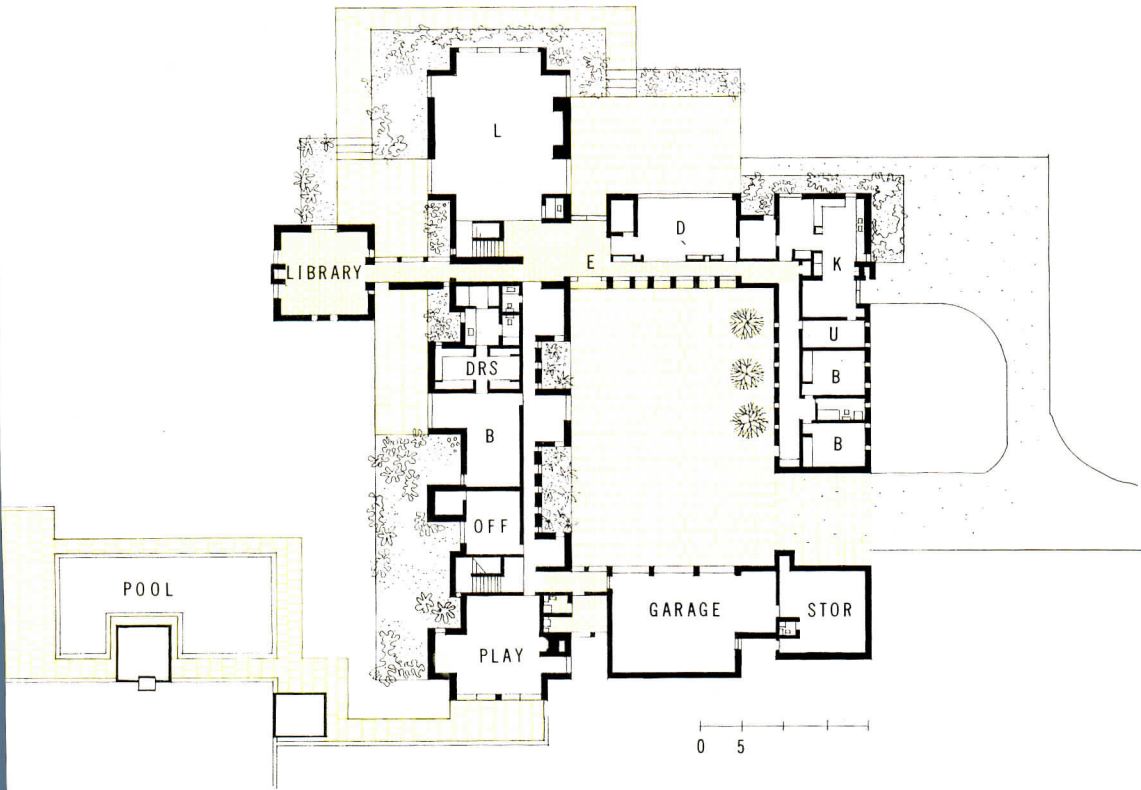
In order to accommodate second story windows without the need for dormers and to maintain the uniformity of the roof pitch, the stone walls have been recessed at these points. This has the effect of putting the exterior walls on two or more planes and creates an unusual play of light and shadow. Inside the house, the narrow windows with the stone detailing between them, rough stone walls and fireplaces, which contrast effectively with the light-colored sand-float plaster of the other interior wall surfaces, create an impression of warmth and intimacy without in any way detracting from the wonderful sense of space.


Although the house has a pleasant, informal, rambling quality, the plan is sufficiently compact to work very well as a complete unit. The variety of forms have a logic and cohesion which enable them to operate visually and functionally as an integrated whole.



JOSEPH W. MOLITOR PH

HOUSE, RAMBLING INTERIOR SPACES FUNCTION AS COHERENT ENTITY





ARCHITECTS: J. WEST AND ASSOCIATES

Development house for The Arvida Corporation

Sarasota, Florida

Contractor: Jack Lavender

Landscape Architect: Lane Marshall

Interior Designer: Phill Hall



The distinctive serenity of this house, designed for a waterfront subdivision on Bird Key in Sarasota, is a generous cut above the somewhat chaotic architecture of many houses built for sale. Instead of the usual tendency to gain effect by using too many contrasting materials and colors in the structure, the architect has emphasized his design by limiting the choice of materials to only two: the concrete brick of the walls, and the shingles of the roof. The "effect" is achieved by the quiet relationships of the forms of the house itself. Curved, hipped roofs add a touch a little out of the ordinary, with one sheltering a carport that is unusually well integrated with the overall design of the house.

The air of serenity and privacy continues within the house as well. Walled and screen-topped patios, or "Florida rooms", surround the house on most of three sides and shield the interiors and terraces from neighboring houses and the street. The fourth side opens onto the water at the back. Thus the glass walls of the house open only on the private patios and the view; one hall window looks onto the drive.

PATIO AROUND DEVELOPMENT HOUSE ADD PRIVACY

LIONEL MURPHY PHOTOS

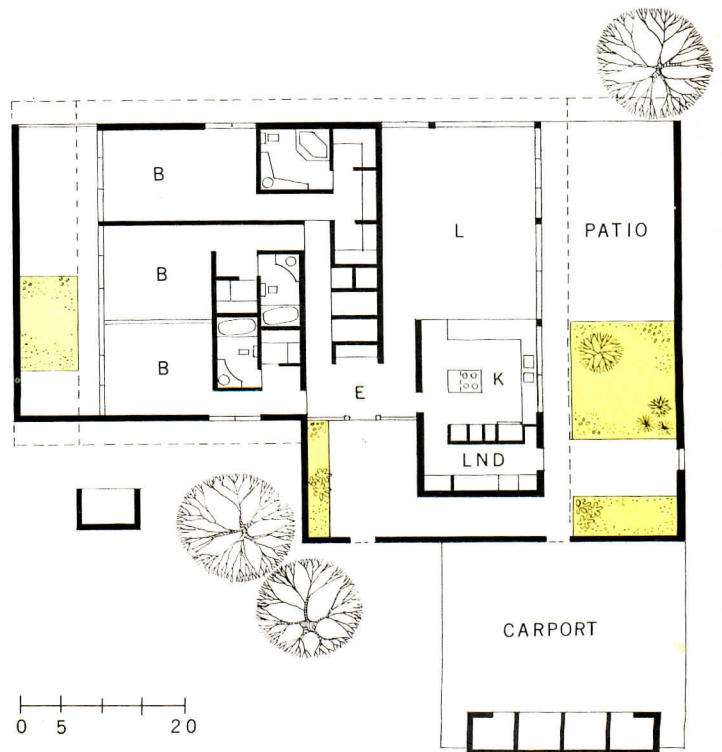





In the handling of the interior spaces of the home Jack West has used a number of interesting devices to make the rooms seem larger than they are. The laminated wood beams and decking of the roof are left exposed to carry the eye upward with the sweep of the curve; the screened roof of the patios similarly carry the view upward. At least one wall in each room is of sliding glass which can be opened to open the area outward both visually and physically, and in the opposite direction each room leads to a more constricted passage giving hints of space beyond. A folding partition separates the living and service areas, permitting their use together or apart. A brick floor carries through from the patio into the living room, foyer, hall and kitchen, giving unity to all these spaces when used together.

The house is well zoned for convenience and privacy. Each bedroom is planned "hotel fashion" with dressing area and bath near the entrance, giving the room itself double use as a sitting area. Banks of closets and baths help reduce noise transmission from the living and service areas. The "asking" price of the house is \$60,000 with landscaping and air conditioning.

OPEN PLANNING AND CURVED CEILINGS ADD TO SENSE OF SPACE





BALTAZAR KORAB PHOTO

The regular spacing of a 15-foot column module has been used in this handsome house to create a big variety of related spaces: different areas are made up of either one, two or three modules and some have snug, low ceilings while others rise to the roof some 18 feet above. The basic discipline of the module is always apparent and emphasized by the concrete columns.

The exterior is enclosed by panels of aluminum-framed glass, or of cypress with a natural finish. Two of the modular bays at the back of the house are not enclosed, to form porches and balconies sheltered by the wide overhang of the roof. To take advantage of the view of Lake St. Clair, the rear facade is entirely glass; the other three sides are more enclosed for privacy from street and neighbors. The fenestration on these three sides makes use of an arched form for added interest—and they are inverted in a somewhat whimsical manner on the second level. In addition, a band of glass is placed around the house, between the exterior wall panels and the roof, to accent the light supports. The well studied relationships of all these elements, and neat detailing, combine into a pleasantly unorthodox design.



MODULAR SCHEME PROVIDES DISCIPLINED VARIETY

ARCHITECTS:

MEATHE, KESSLER AND ASSOCIATES


Residence for Mr. W. Hawkins Ferry

Gross Pointe, Michigan

Landscape Architect: *Johnson, Johnson & Roy*


Contractor: *George Crane, Inc.*





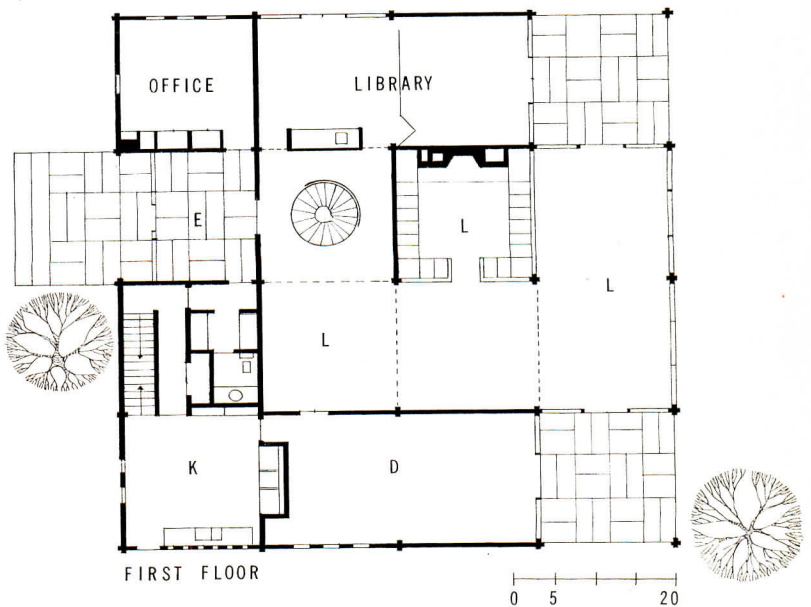
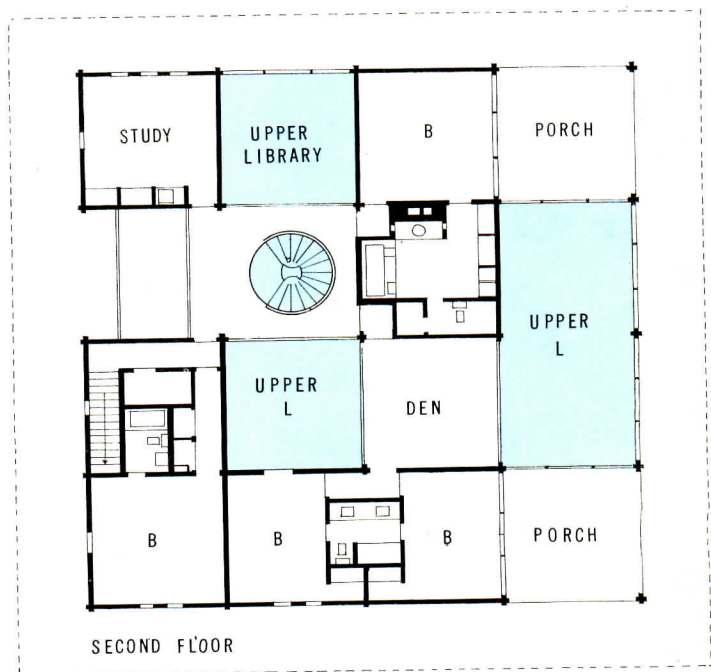
BALTAZAR KORAB PHOTOS





The Ferry house had two major program requirements in addition to the usual living facilities: to provide means to exhibit an impressive art collection; and, sufficient air conditioned space and facilities to accommodate large numbers of people at parties. Both seem to have been achieved without any sacrifice of everyday livability.

To give maximum play to the colors of the paintings, neutral colors are used throughout the house, with all materials simple, textured ones. And, with the exception of some antiques in the owner's collection, the architects selected trim, and temporary furnishings. Walls are sand plastered and painted beige; ceilings are white acoustical plaster, except for parket walnut flooring used for ceiling over the living room "conversation area." Undyed wool carpets are used throughout principal areas of the house, except for gold carpet in the dining room, terrazzo in the entrance, and vinyl in the kitchen, tile in the baths. Immediately in front of the living room windows which face the lake, there is a terrace constructed of a "mural" of hand glazed bricks in shades of red, black and white, and designed by Glen Shaels.



A "provocative house" for an average family of four, "who want a house above the caliber of the tract home but can not afford a truly custom house with all the rooms and space they desire," was asked for by the Los Angeles Times and the Southern California and Southern Counties Gas Companies, who together sponsored this scheme.

The architects fulfilled these requirements within the limits of quite a strict budget by intelligent split level planning, which took full advantage of a sharply sloping site "to achieve a flow of space between rooms," making the

house appear larger than its 2350 square feet. The living-dining area was conceived as "universal pavilion" connecting and unifying other elements of the house. "Every effort was made" said the architects "to have this space appear very large and free. Towards this end a formal entry was sacrificed in the interest of achieving a larger living space." The master bedroom leads off the living room, a half-level above it, so that the two areas "contribute to a common volume," but the bedroom has visual privacy. Decks outside the living room and master bedroom further extend the living area.

LELAND Y. LEE PHOTOS





IMAGINATIVE SPLIT-LEVEL PLANNING

ARCHITECTS: TERNSTROM & SKINNER

*Development house
for Louis M. Hickey and John Barr*

South Pasadena, California

Partner in Charge: Robert H. Skinner

Structural Engineer: Joseph Kinoshita

Mechanical Engineer: Paul Bennett

Contractors: Louis M. Hickey and John Barr

Landscape Architect: Henry Soto


Interior Designer: Roger Pendelton Wood



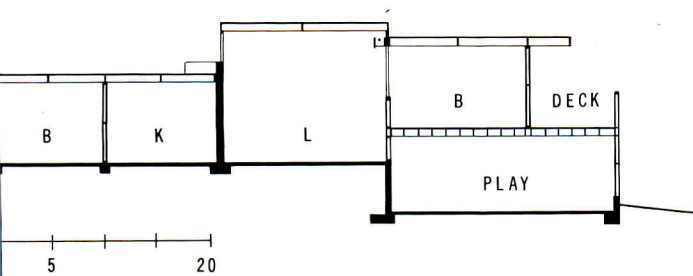
SYMPATHETIC HANDLING OF DETAILS GIVES HOUSE WIDE APPEAL



LELAND Y. LEE PHOTOS

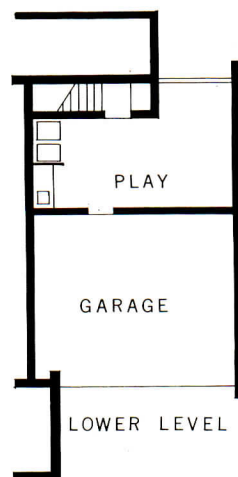
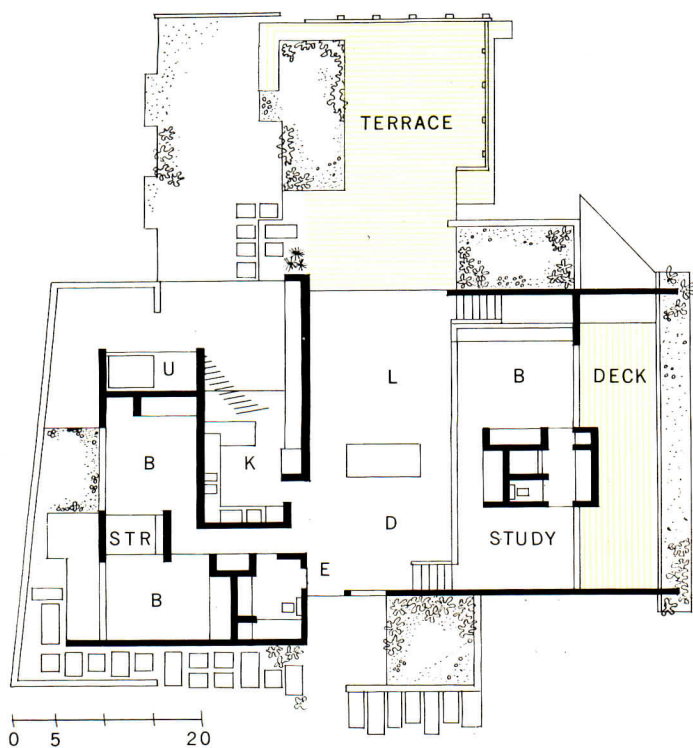



SHEEDY AND LONG PHOTO



Robert Skinner's care and imagination in detailing raises this house above the level of the majority of development houses, and makes it adaptable to the needs and tastes of different families. Such touches as the clever concealment of the laundry facilities in the family room on the lower level, and the two-way alcove connecting the children's bedrooms so that they can be one large, or two smaller rooms as desired, are evidence of this attention to detail.

Structure of the house is Douglas fir framing with structural steel columns and fascia in the living room. Rough-sawn redwood and plaster are used for exterior walls. Central gas air-conditioning provides both heating and cooling. Cost was \$36,000.






LIGHT PYRAMIDS ADD DRAMA TO FLEXIBLE SPACE

Variety and change form a neat synthesis with restraint and dignity in the design of this lake-front house in New Orleans. As the architect has commented, "its as near 'monumental' as a house ought to get." But the strength of its forms has been achieved with great spiritedness and is never heavy handed.

As a center for the family of five (there are three teen-age sons), the plan focuses on an extremely effective living area. It is, as the architect says, "one really nice, big, expansive, variable, flexible space." At the back of the house, toward the lake view, the room is walled with glass and set in a sunken area to be developed as a "water garden". Tall ceilings are expanded further upward by roof "pyramids" topped with skylights. Two revolving partitions in the center of the space can be closed to create separate sitting and play rooms


—one for the adults, one for the children. The play room thus created is overlooked by a balcony leading to the children's bedrooms on upper level. In the sitting area, the fireplace is handled in a rather unusual way, with a freestanding chimney (which also supports the roof) set outside the glass wall, and the fireplace is cantilevered through the glass into the room.

To effectively contrast with the big living room, and to create a better sense of zoning, the other spaces in the house are at a higher level, smaller, lower ceilinged, and more enclosed. Even the dining room and study, which have one wall of glass, focus onto the corner of the water garden, rather than out to the view of the lake. The kitchen and other service areas are grouped in a wing by the dining room and the master bedroom suite flanks the street at the other side of the house.




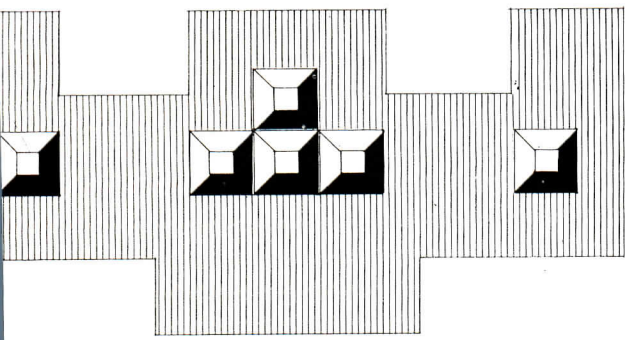
FRANK LOTZ MILLER PHOTOS

ARCHITECT: CHARLES COLBERT
of COLBERT, LOWREY, HESS, BOUDREAUX, FARNET
Residence for Mr. & Mrs. Victor Kirschman
New Orleans, Louisiana
Associate on Job: *William J. Hess Jr.*
Contractor: *Richard F. Goodyear Inc.*



FRANK LOTZ MILLER PHOTOS

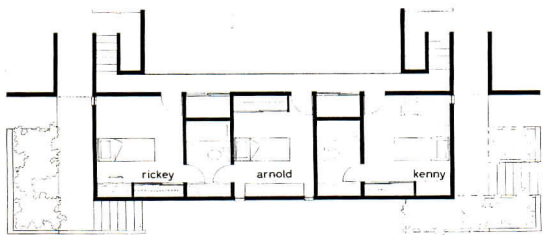




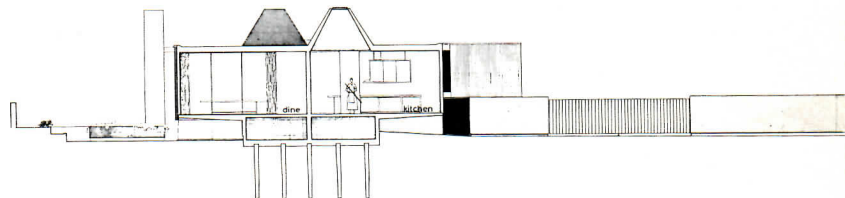
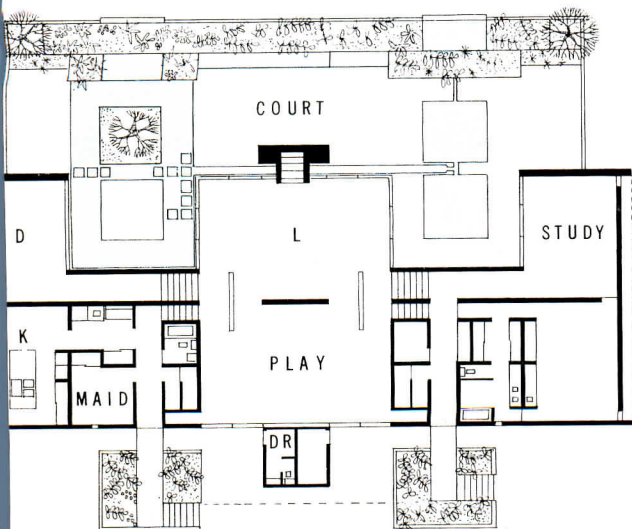

CANTILEVERED WINGS AND PLYWOOD WALLS LIGHTEN THE DESIGN

Foundations for the Kirschman house are supported by creosote piling—as can be noted in the section below—due to the marshy soil conditions of the area. The foundations are minimized by cantilevering out the floors of the two wings. The floating quality achieved by this, together with light wood framing, stained plywood siding, wall projections and slit windows at the wall intersections, all combine to give a feeling of lightness in spite of the minimum number of windows on the more public sides of the house.

Most partitions in the house are surfaced with painted gypsum board, as are all ceilings except in the big room, which is finished with acoustical plaster. Floors are brick in living areas, tile in the service rooms. The house has year-round air conditioning, and a swimming pool off the play room. The cost was about \$110,000, excluding lot, landscaping and furnishings.



SECOND LEVEL





ROBERT C. LAUTMAN PHOTOS

REMARKABLE SPACE AND HEIGHT IN SMALL HOUSE

ARCHITECT: HUGH NEWELL JACOBSEN

Residence for Mr. and Mrs. Alan Naftalin

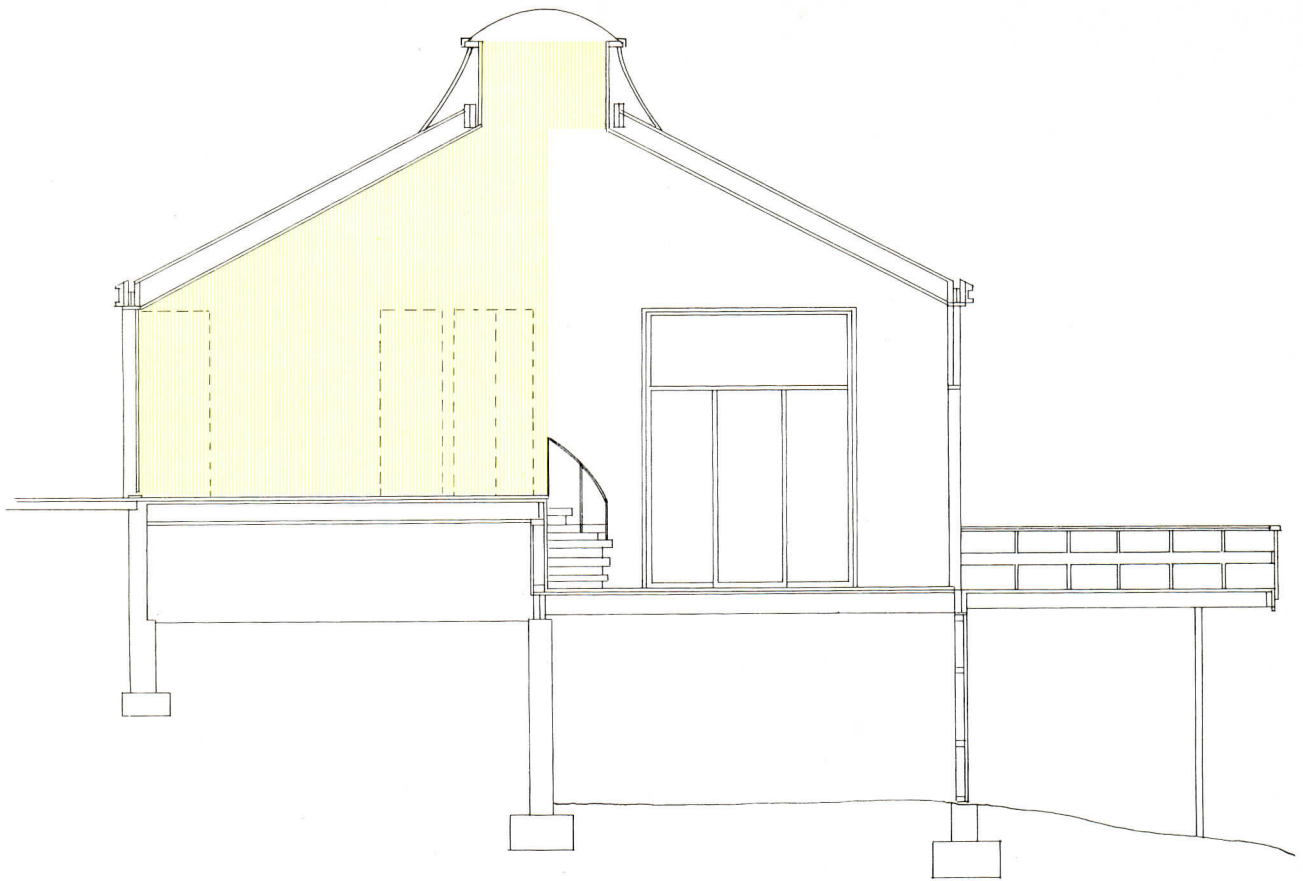
Riva, Maryland

Engineer: *Carl Hansen*

Contractor: *Fishman Construction Co.*

Perched on a wooded hillside, 40 feet above Beard's Creek, Maryland, this little house was designed by Hugh Jacobsen for the owners' weekend and summer use, but many people would be happy to regard it as a permanent home. Indeed the house, which is fully heated and air-conditioned, has been planned for the possible addition of two bedrooms and a bath in another building of similar design, should the owners decide to live there all the year round.

Although the house is really quite small—32 foot square—it achieves a remarkable sense of height and spaciousness. A cypress deck on three sides of the house extends the living areas right into the trees and over the water, so that sitting there one has the impression of being in a tree house. High white ceilings, clean cut lines, simple well-designed furniture, the vertical ribbed effect of the cypress strips on the walls of the entrance hall, which take the eye right up to the plastic skylight in the roof, all combine to give this spacious feeling. The roof is framed by a 3/8 by 1-1/2 inch steel tension ring going around the entire perimeter of the house behind the cypress fascia. The 1/2-inch exterior plywood roof sheathing acts as a skin tying the entire roof into one unit.






ROBERT C. LAUTMAN PHOTOS


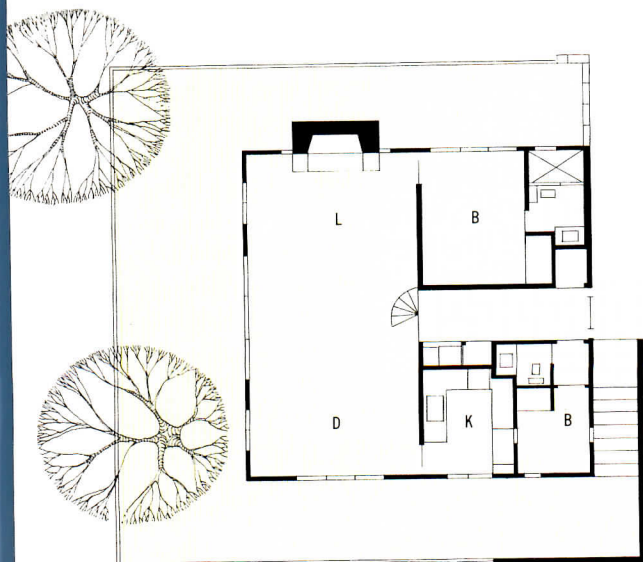
CARE IN DETAILING GIVES
CRISP, UNCLUTTERED INTERIORS





The compact plan works very well for Mr. and Mrs. Naftalin and their two small sons. The boys' bedroom which is only 6 feet 8 inches long by 6 feet wide, has two built in bunk beds at the level of each of the cast-bronze porthole windows. The door to this room is concealed in the cypress paneling in the hall. Leather thongs serve as pulls for this door and the doors to the powder room, clothes closets and laundry. The master bedroom and kitchen at opposite ends of the house, can be shut off from the living-dining room by plastic — faced sliding doors. The shower serving the master bedroom has a concealed door opening onto the deck to allow swimmers to use it without going through the house. The raised entry hall is connected with the living room by a small spiral stair of 4-inch-thick laminated oak, stained walnut to match the walnut-stained oak flooring. The structure of the house is wood frame with walls of unfinished, tidewater red cypress, and a roof of ceramic tile.

A partial lower level is used for utilities and storage. The underside of the deck is fitted with a bank of fixtures to light the trees and erase interior reflections at night. These lights are controlled from the living room. The cost of the house, excluding lot, land-scaping and furnishings was approximately \$32,000.



ARCHITECT: WILLIAM MORGAN

Residence for Mr. and Mrs. David G. Rawls


Jacksonville, Florida

Structural Engineer: *James N. Hutchinson*


Mechanical Engineer: *James N. Sampson*

Contractor: *Vernon Prevatt*

ALEXANDRE GEORGES PHOTO



A CANTILEVERED UPPER FLOOR INCREASES SPACE

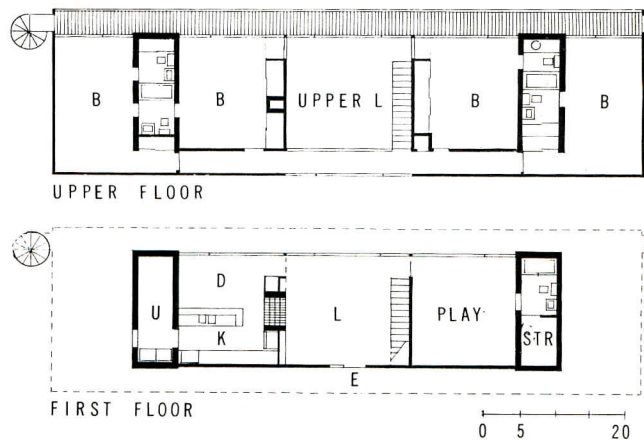



In addition to their spectacular effects, cantilevers can help cut costs and add space in a house. This trim, well planned structure is supported by two stone "service towers", which contain baths and utilities. Steel-frame roof members cantilever twelve feet out from the towers at either end, supporting the second floors below by hanger rods, and sheltering the two carports beneath. Within, space is added for two bedrooms, while limiting the foundations to a relatively small area.

The house is arranged in three zones, each with its own airconditioning and heating system: living areas on the first level; and bedrooms for parents and children at opposite ends of the second floor, separated by the two story living room. Banks of closets and baths, vertical blinds, and acoustical ceilings help insure privacy. A four-foot-wide deck shades the glass walls of the east elevation, and gives exterior access from pool to bedrooms by way of circular steel stairs at either end. Windows are minimized on the front of the house.

The living areas are planned to open for use together, but can be closed by sliding doors into separate rooms.

Interior finishes include walnut paneling, stone and wallboard partitions, and terrazzo floors.




RESTRAINT AND VARIETY ADD TO GOOD VALUE



The Rawls house is an extremely comfortable, easy-to-keep one, and well suited to its waterfront Florida site. Variety in spaces and materials, but handled with a deft restraint, provide an element of change that is, all too often, either missing or overdone. As noted previously, sliding doors open all the lower floor into connecting areas; the living room and two flanking bedrooms are similarly connected. The house is adaptable to the constantly changing requirements of family living. A summary of the costs of construction are given below.

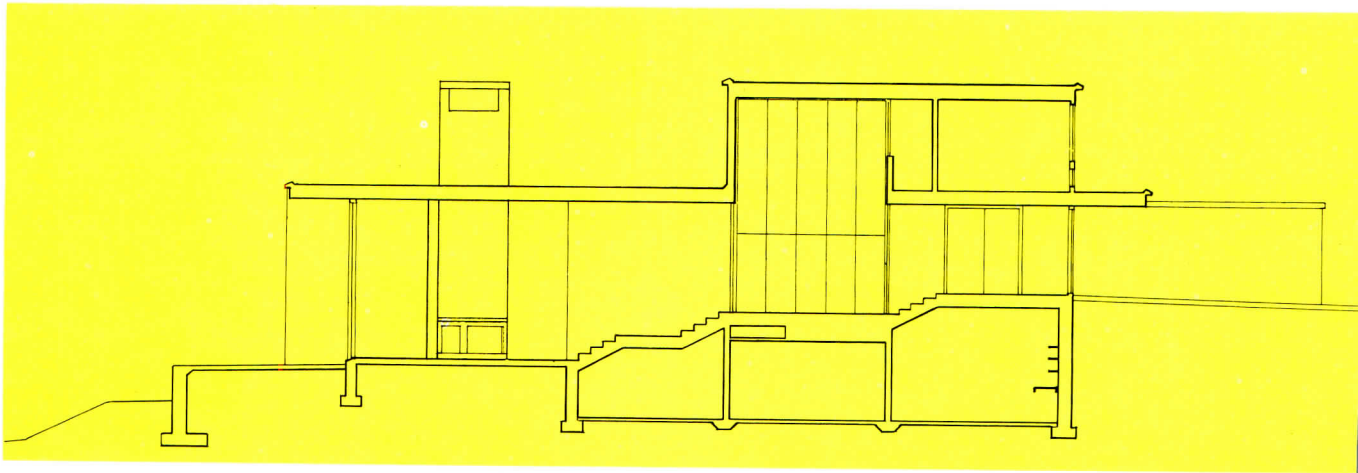
| | |
|---|------------|
| Labor and Contractor | \$8,454.98 |
| Material | 5,891.14 |
| Hardware | 253.14 |
| Plumbing | 2,400.00 |
| Masonry | 284.40 |
| Terrazzo | 400.00 |
| Steel | 2,166.48 |
| Insulation | 329.00 |
| Framing | 808.64 |
| Stonework | 1,346.42 |
| Electrical | 2,855.00 |
| Tile | 332.00 |
| Cabinets, Kitchen | 880.00 |
| Drywall | 750.00 |
| Glass | 1,620.00 |
| Millwork | 1,824.48 |
| Septic Tank | 432.65 |
| Pump | 401.85 |
| Roofing, Air Conditioning, Heating | 5,734.86 |

TOTAL\$37,165.76




ALEXANDRE GEORGES PHOTOS






VARIETY IN LEVELS CREATES INTERESTING SPACES



ARCHITECT: F. FREDERICK BRUCK

*Residence for Mr. and Mrs. Alan Steinert**Cambridge, Massachusetts*Structural Engineers: *Souza & True*Mechanical Engineers: *Thomas & Young*Contractor: *George Cheney, Inc.*Landscape Architect: *Stanley Underhill*Interior Designers: *Hans Krieks and Associates*

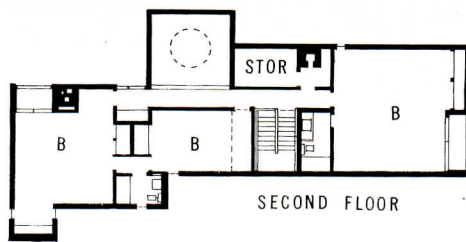
one-story house with ample entertaining space, as well as more intimate areas for quiet and study, was asked for by Mr. and Mrs. Steinert, who both lead active social and community lives and also enjoy frequent visits from their children and grandchildren. As the site slopes quite steeply, it was necessary to make use of several levels in order to meet the one-story requirement. The formal entry is on one level, with the master bedroom and study-sitting room, dining room and kitchen all on one level two feet below. The living room and library are four feet below this and are approached from the main entry down a series of broad, carpeted steps. A circular skylight in the middle, and floor-to-ceiling glass at the end of this passage serve to soften and lighten this rather long approach to the living area. A partial second story was in fact included to accommodate guests rooms and a maid's bedroom. Ceiling heights vary from 7 feet 6 inches in the entrance, to 9 feet 4 inches in the master bedroom and dining room, and 13 feet 4 inches in the living room and library. This variation in floor level and ceiling height gives interest and vitality to what is essentially a rather quietly formal and elegant house.

Most of the furniture was designed specially for the house. The architect designed all built-in cabinet-work, shelving, desks and power units. Dining and living room furniture was designed by Hans Krieks and Associates. The dining room is particularly successful with its unusual view of the living room below and the garden beyond, and the attractive tables which can be used separately or joined together for larger dinner parties. The sideboard is suspended from the wall by steel brackets attached to the studs. The warm orange-red carpet in the living areas seems to glow in the sunlight.


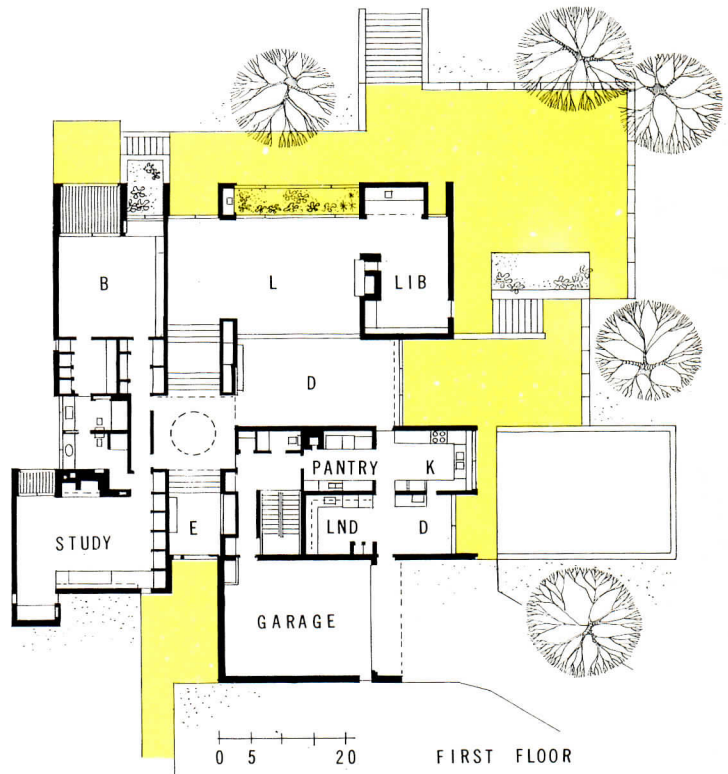


EXTERIOR MATERIALS CHOSEN TO SUIT SITE, CLIMATE AND SURROUNDINGS





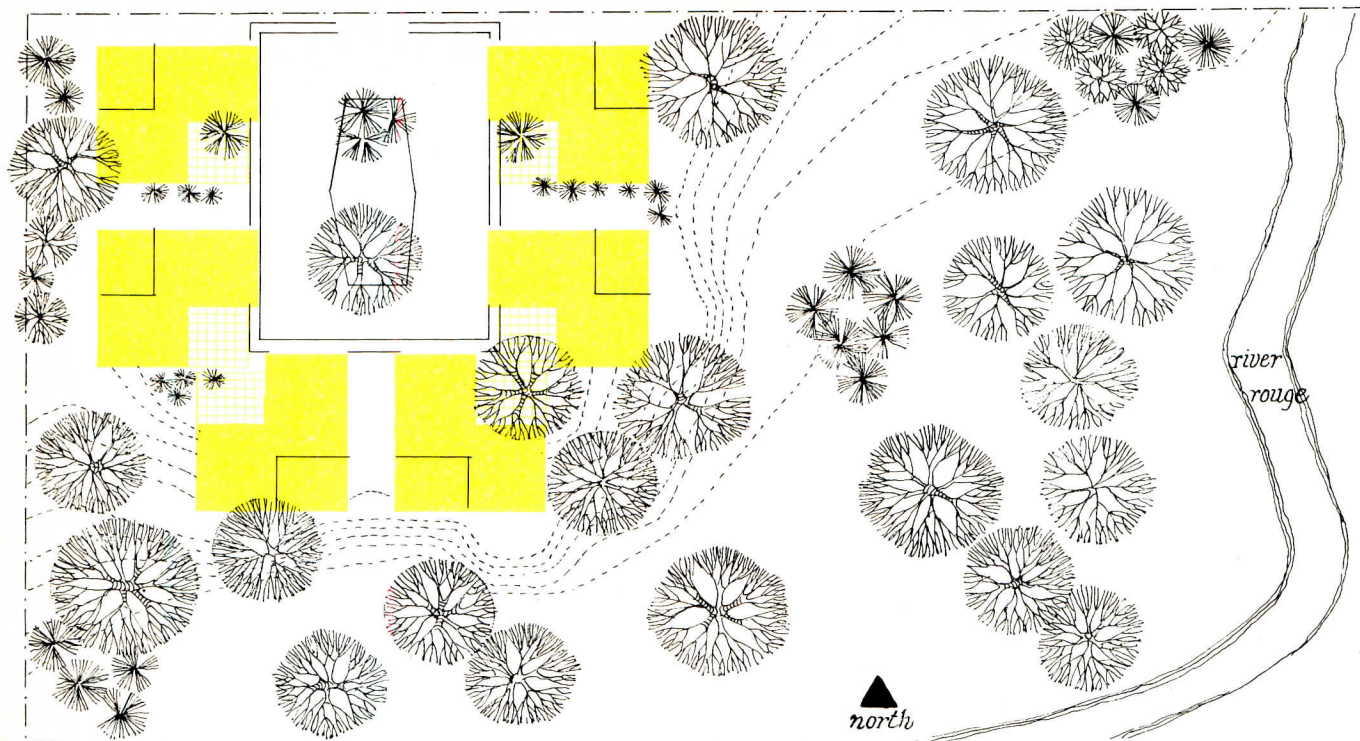
IS REENS PHOTOS



The program requirements included a conservatory and a studio-workshop for Mrs. Steinert. The conservatory has been placed outside the living area, where it catches plenty of sun and makes a pleasant outlook from the living room. The studio is located below the master bedroom and has direct access to the garden.

Describing the construction of the house, Frederick Bruck said "the house is wood frame with dark brick veneer. Brick was chosen to blend with the substantial character of the surrounding houses, to reduce maintenance, and because it is a material which could meet the sloping terrain. Wood frame was chosen for economy and to facilitate construction during the winter months. Interior walls are plastered or covered with walnut plywood paneling."

The house has a warm-water radiant panel heating system, with copper tubing in all ceilings, some of the floors and walls. Ductwork is installed for future airconditioning of the whole house; at present only the bedrooms are cooled.



In addition to their trim, well planned architecture, these six development houses form an interesting study in land use. Instead of usual segmentation of the site into standard plots with standard backs, the development clusters the houses about a court in the corner of the property, and thus frees the remainder of the wooded land for use as a park. The central court provides direct access to the garage and entrance of each house, as well as space for guest parking. For visual relief, there is a landscaped center island with a fountain. Walled patios, as well as the garages, front each house on the court side to ensure privacy and help somewhat to reduce noise transmission into the house.

Though described as "town houses", they are actually detached units, linked at the front by fences. The side walls are all but windowless (each has a narrow slit of a window in the master bedroom), again to gain privacy. At the back, toward the more open land, there is a liberal use of sliding glass walls and balconies, and a terrace off the lower level guest-recreation room. The latter is gained as a "usable" basement area by utilizing the slope in the land.

Stylistically, the houses are identical, though half have their porches flopped in the opposite direction from the others. However, each unit has enough inherent interest and variety to offset any monotony, thus keeping unusually well to that fine line of unity plus individuality. Part of this balance is kept, no doubt, by the fact that the cluster arrangement prevents one from seeing all of the more complicated rear facades at any one time. Though still distinct, each house has a quieter facade fronting the court to give greater unity as a group.

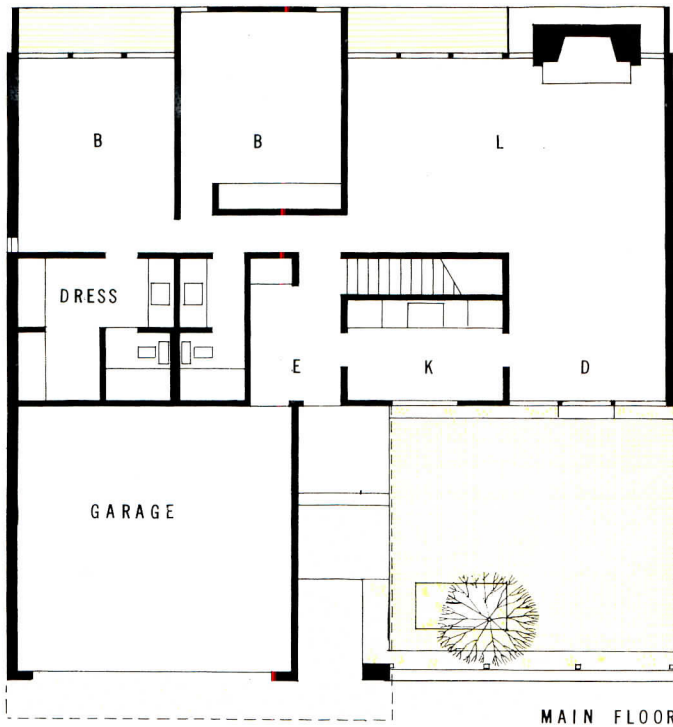
These particular houses are specifically designed for rental, but the scheme offers great idea potential for any group of homes where joint maintenance could be arranged for communal areas. Here, the management provides such services as leaf, snow, and trash removal, grass cutting and landscape work. Within specified limits, however, there is provision for individual gardening if desi-

ARCHITECT: CARL LUCKENBACH
Development House for Willits West Company
Ann Arbor, Michigan
Contractor: *Willits West Company*

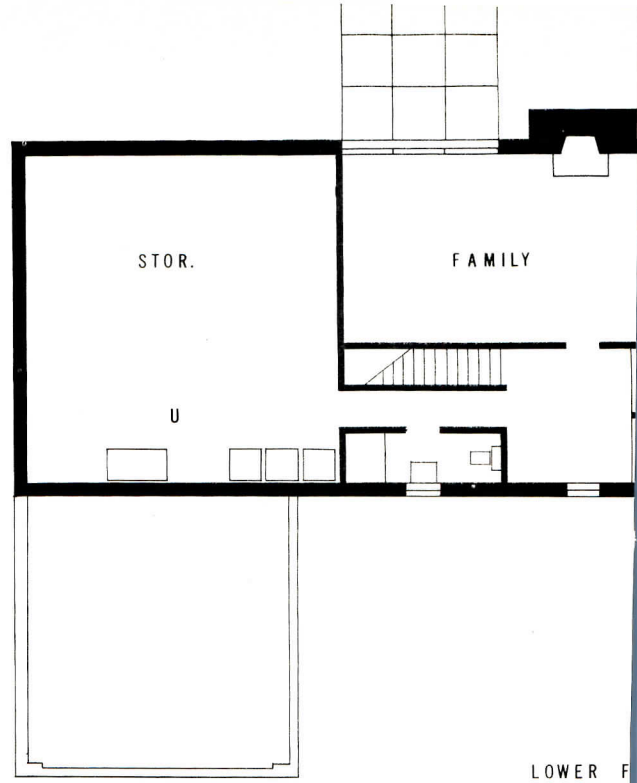
CLUSTERED DEVELOPMENT GETS PARK AS BONUS

THAZAR KORAB PHOTOS





MAIN FLOOR



LOWER FLOOR



BALTHAZAR KORAB PHOTOS

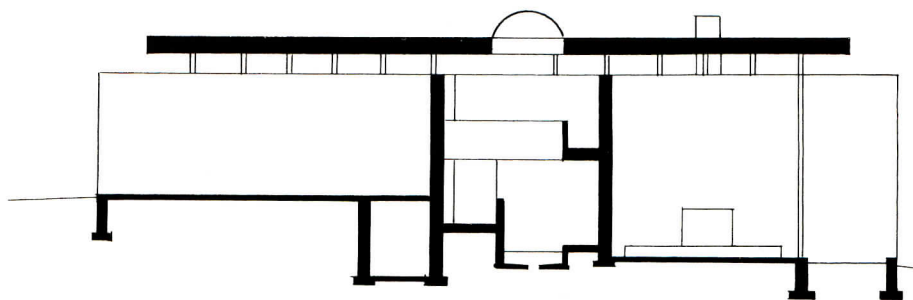
CONVENIENT PLANS AND VARIED SPACES ENHANCE SMALL, COMPACT HOUSES

houses in the Willits West development have well arranged, compact plans. The entry, reached via a covered walk, gives direct access to all rooms in the house without passing through another; a door to the garage permits quick transferral of groceries and the like from car to kitchen. Little space is wasted in halls and circulation—the corridor to the bedrooms is a relatively short one.


The kitchen is also well placed to serve the entire house, as well as the dining patio and play yard at the front. Circulation paths to and from various parts of the house are all designed enough to avoid the kitchen being a major lane of cross traffic. Although the house is not a large one, several devices have been used to give variety and a sense of space to the interiors. Living and dining areas have been combined into a fairly large room, and in an "L" shaped arrangement permitting the dining area to be closed off by a folding partition if desired. This major space is extended outwards at each end by a sliding window wall: onto the patio at the front, and to the balcony and deck at the back. A fireplace gives an added focal point, and is designed as a freestanding unit to somewhat less bulky. The shed roof over this part of the house rises from the dining space to a height a bit over ten feet at the fireplace. To contrast with the stress towards openness in the living areas, the roof over the bedroom section is pitched in the opposite direction, with ceilings dropping toward the windows to give a greater sense of shelter.

The houses are wood frame, with textured plywood exteriors. Interiors are drywall. The cost of construction was about \$28,000.





JOSEPH MOLITOR PHOTOS



ARCHITECT: HERBERT S. NEWMAN
Residence for Mr. and Mrs. Edward B. Winnick
 Woodbridge, Connecticut
 Lighting Consultant: *Sylvan R. Shemitz*
 Contractor: *Panza Construction*


“U” SHAPED WINGS RADIATE FROM CENTRAL CORE

A formalized scheme has been used here with great success to give flexibility and privacy to the actual living spaces within the house. The plan is a highly stylized one, with four “U” shaped wings (enclosed by stuccoed bearing walls on three sides, glass on the fourth) arranged in pinwheel fashion around an irregular shaped service core. All fixed facilities, such as kitchen, bathrooms, laundry and circulation, are in this core, permitting any arrangement desired within the bearing walls of the wings. The circulation space within the core itself is given added function by widening it to accommodate a gallery on the lower level and a family-sitting room on the upper level. The different levels of the house, which fit the sloping site, are connected by the staircase built around a skylighted open space planted with ivy and a large tree.

Although the architect has referred to the “U” shaped wings as “caves”, the effect on the interior is one of variety, brightness and focus on pleasant views. In each, the roof is raised on support posts above the bearing walls to create surrounding bands of clerestory windows. The open ends of the wings open to garden off the living room, a sunken garden off the guest wing.




VARIETY AND BRIGHTNESS MARK
THE INTERIOR SPACES OF THE HOUSE



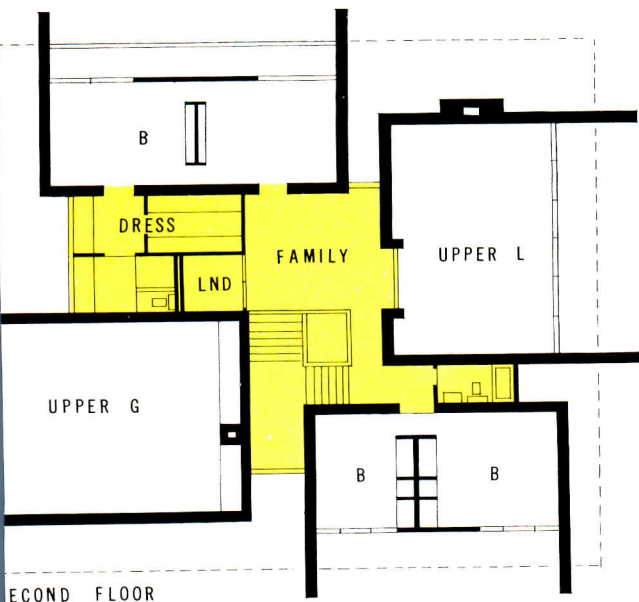
The Winnick house derives a strong sculptural quality from the interplay of its projecting shapes and the resulting light and shadow on its textured white stucco surfaces. Interiors are also white (smooth painted plasterboard) planned to serve as "background surfaces for art, sculpture, furniture and people." The architect further adds that, "by creating a great variety of spatial experiences (the dining room is seven feet high, the living room carries up the full eighteen feet in height) a great deal of freedom is given the family within an ordered discipline, which establishes family gathering spaces and family private spaces." The system of projecting wings does produce an unusually effective zoning of different activities within a fairly compact plan. And any of the units could be completely shut off without affecting the convenience of the rest of the plan.

The house is constructed with a wood frame on a concrete block foundation, with the exterior finished (as noted before) in stucco. As the walls of the central core are considered to be "outside" the "U" shaped wings, stucco also becomes the wall finish of the gallery and upstairs sitting room. Floors are quarry tile, vinyl or ceramic tile. The approximate cost of the house without lot was \$60,000.

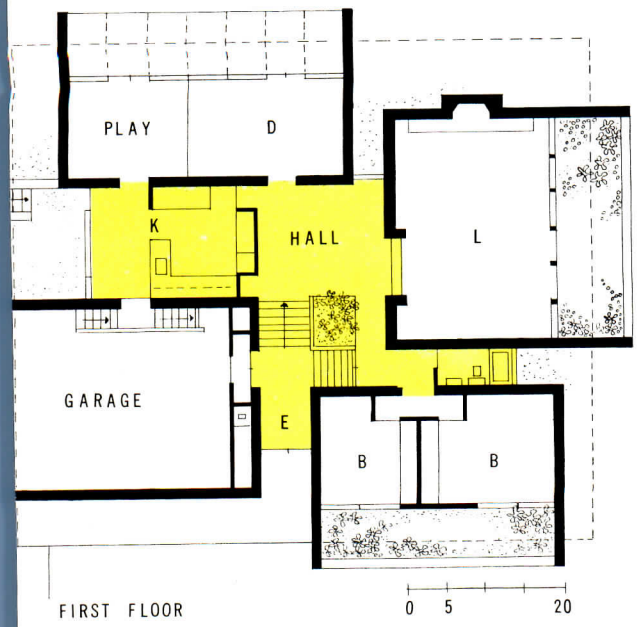




JOSEPH MOLITOR PHOTOS



SECOND FLOOR



FIRST FLOOR



ARCHITECT: EDGAR WILSON SMITH

Residence for Edward D. Cauduro

Portland, Oregon

Structural Engineer: *Bernard L. Tiland*


Mechanical Engineer: *Robert W. Zanders*

Landscape Architect: *Robert Hale Ellis, Jr.*



CHARLES R. PEARSON PHOTOS







TWO-LEVEL HOUSE ADAPTS WELL TO SLOPE

A very tidy scheme has been evolved here to adapt a two-level house into a sloping site — one which avoids many of the complications which can arise from split floor and roof levels. All the living areas of the house are contained in a rectangular, flat-roofed structure, which sits just beyond the first roll of land. Subsidiary areas (two courts, a storage room, and an open carport) are contained under an extension of the roof at the upper level, and tie the “basic house” to the higher ground. These subsidiary areas also serve the added function of giving maximum privacy from the street for all living areas. The back of the house is largely glass, looking out to a pleasant view to the southwest.

There are some interesting spatial surprises in the house. As one approaches the house, it is low, small scale and enclosed. Frosted sliding glass doors preserve this quality through the entry court. Once inside, one is on a balcony overlooking a big view.







AN UNUSUAL PLAN COMBINES
LIBRARY, DINING ROOM AND
KITCHEN IN ONE ROOM

The plan of the Cauduro house is an extremely open one, with the guest room the only area that is completely closed off. However, the fireplace wall is designed as an effective baffle to screen kitchen operations at the lower level, and all but the desk area of the master bedroom.

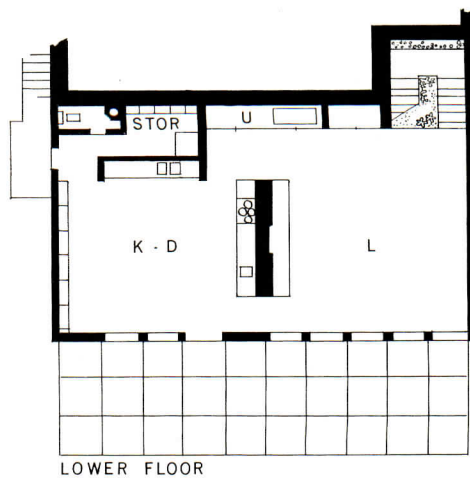
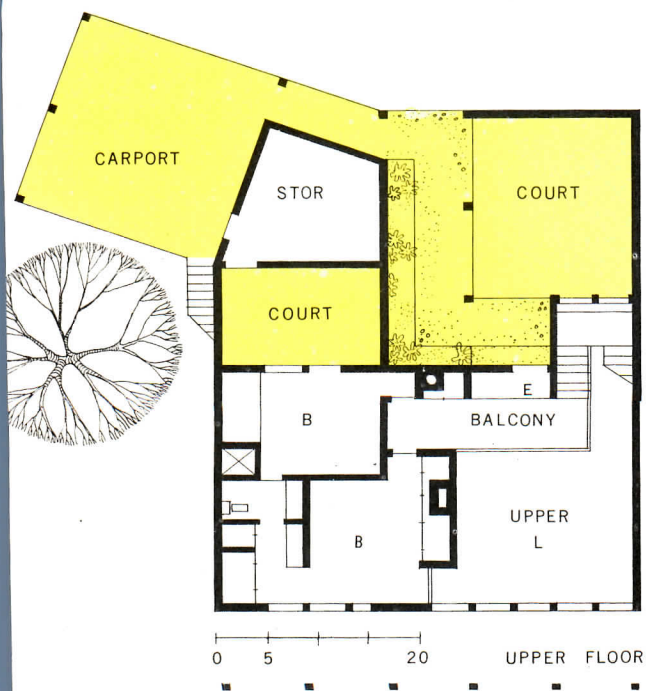
The lower floor is arranged into only two "rooms", one for sitting and the display of an art collection, the other combining the functions of kitchen, dining room and library. Appropriate detailing, as can be noted in the photos above, helps to create a pleasant entity of these seemingly disparate functions. Simplicity in the finishes (hemlock, terrazzo and painted gypsum board) also help, and contribute a unity throughout the house. Cabinets are faced with walnut.

The structure of the house is planned for easy maintenance, as are the interiors: the frame is Douglas fir, with exterior walls of natural red cedar. The cost of the house is about \$35,000.





CHARLES R. PEARSON PHOTOS







EXPLODED COLUMNS
ENCLOSE SPACE
WITHIN SPACE



ARCHITECTS: EDWARDS AND PORTMAN
*Commissioned for Mr. and Mrs. John C. Portman Jr.,
 Atlanta, Georgia*



Mechanical Engineer: *Britt Alderman, Jr.*

Electrical Engineer: *Morris E. Harrison*

Contractor: *Sam N. Hodges, Jr., and Company*

Landscape Architect: *Edward L. Daugherty*

John C. Portman's philosophy of architectural form and its use to modulate space and create special relationships between different kinds of spaces, has been embodied in this fascinating house, which he designed for himself, his wife and family of six children. The creation of "space within space" was fundamental to his conception of his own house, and his concern was to create a number of closely defined spaces within a larger space, so that by relating the one to the other, one would gain an impression of the "continuous flow of space." Describing how these ideas were incorporated in the design and construction of the house, the architect said: "The house is created by composition of component parts, i.e. the curved cypress column walls, sliding doors, the shop-built cabinet walls etc. The space has been exploded creating a sense of the pavilion with a closing of cellular units for privacy as needed. A sense of the whole is felt in all the spaces."

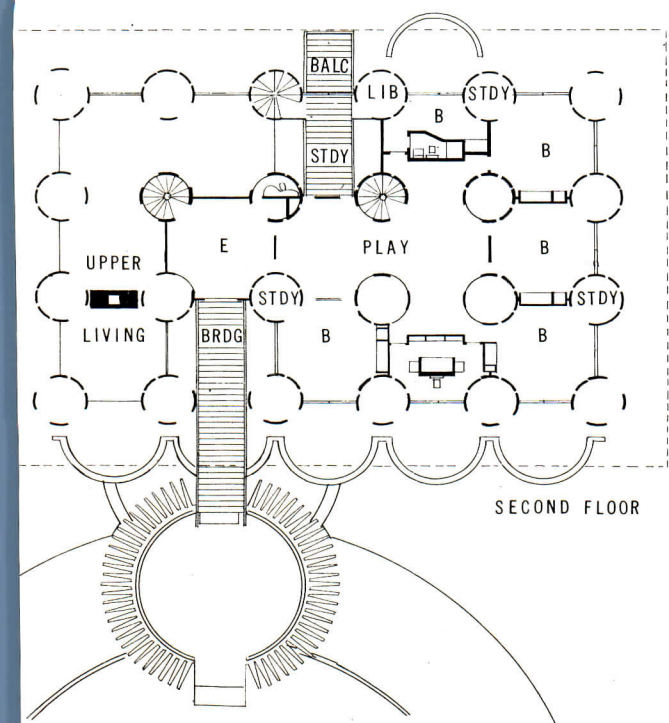
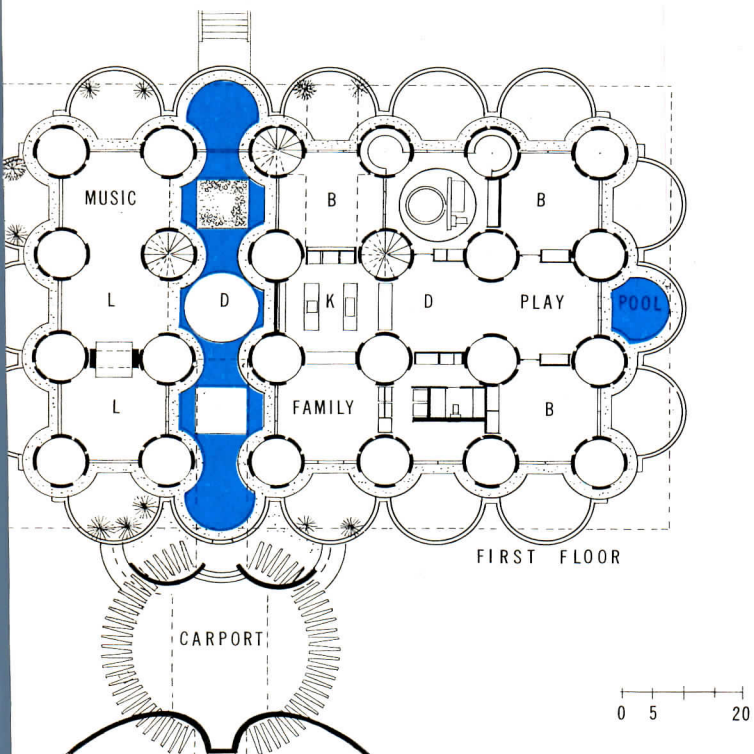



Throughout the house, these exploded columns appear in varying sizes and have a wide range of functions. Stairs, halls, study-rooms, closets, baths are all enclosed within them. Skylights above, and side openings admit light at unusual angles and prevent the spaces within the columns from seeming too enclosed. Outside the house, the circular theme is repeated with brick-enclosed terraces, wading pools and flower beds.

The house is oriented so that the entrance axis is in a direct line to the skyline of the City of Atlanta 15 miles away. Entering the house on the second level, one is immediately conscious of the magnificent skyline view. The indoor trees on the lower level form a perfect frame for the view. A water channel running through the living area provides another touch of visual excitement.

Visually and spatially exciting as it is, the house was also carefully planned for functional efficiency and the easy organization of the life of a large family. The living, formal dining, and master bedroom can be separated from the rest of the house by sliding walnut doors. Between the formal dining and kitchen areas. The kitchen is placed so that the children's activities in the family room, play area and wading pool can be easily supervised. The cost of the house was about \$165,000.

CAREFUL ZONING FACILITATES FAMILY LIVING





A ROBERT FISHER PHOTO

TWO EXTERIOR TREATMENTS OF ONE BASIC PLAN

ARCHITECTS: FISHER-FRIEDMAN ASSOCIATES –
ROBERT J. GEERING ASSOCIATE

Development house for the Stoneson Development Corporation

Millbrae, California

Contractor: *Stoneson Development Corporation*

Landscape Architect: *Ernest Wertheim*






KARL H. RIEK PHOTOS



One of the difficulties in the design of a development house is to provide for enough variations, so that people buying the house do not necessarily feel that their house is identical with their neighbors' home. With this in mind, Robert Fisher designed a basic plan for the Stoneson Corporation, from which two quite different exterior treatments were developed.

Version B, illustrated on this spread, is constructed on a simple post and beam system. The roof is flat over the bedroom area, but comes to a peak over the main living and family rooms, giving variation in room heights. Glazing at either end of the roof peak provides an additional source of daylight, which serves to increase the apparent height of the rooms. Roof beams are expressed throughout the interior, and the roof decking of resawn pine, stained off-white is left exposed on the underside.

One of the main requirements of the program was the provision of as much outdoor living space as possible. Balconies have therefore been included outside the living room, family room and two of the bedrooms.



KARL H. RIEK PHOTOGRAPHY

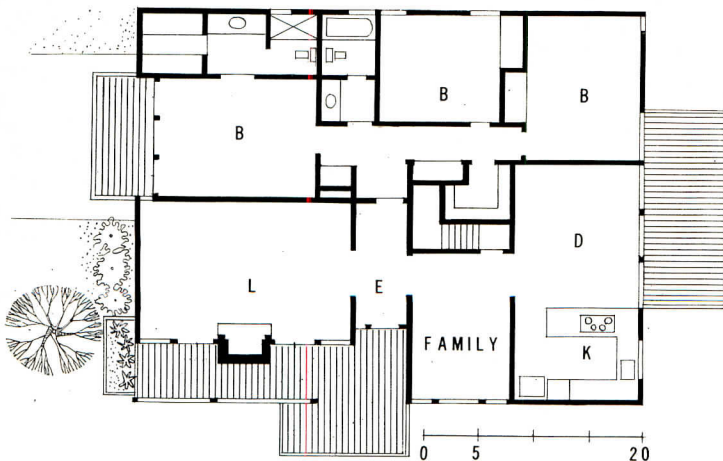
PYRAMID SHAPED ROOF EXPRESSES HIGH CEILING IN LIVING ROOM

Considerable care was put into the development of the plan, so that it would be suitable for different types of family. Dining and family rooms both adjoin the kitchen, so that either room could be used as a children's playroom, and be easily supervised by the mother from her work. All bedrooms are a reasonable size and have considerable privacy and could be used as study-bedrooms by school age children. Natural wood ceilings, gypsum board interior walls, hardwood, and vinyl-covered floors make a suitable background for varying tastes in furniture.

Describing version A of the Stoneson development house, the architect said "the bold, truncated medium pyramid, capped with a monitor, covers the

the entire house. The monitor was designed to contain skylight and conceal plumbing vents and furnace flue. The roof overhang was visually extended by the use of a floating fascia. The living room ceiling is raised in the form of a pyramid, and sheathed with tongued and grooved redwood with a natural finish."

The house, which was designed for a hillside site, has a garage, laundry and other usable space on the lower level. Exterior materials were carefully chosen to be free from the effects of weathering. With the exception of wood doors and windows, the garage and the stucco lower story, the entire exterior is stained with a weathering grade. Construction cost of the house was about \$21,000.



ARCHITECTS OF THE RECORD HOUSES OF 1965

Houses designed by the following firms and individuals appear on pages noted:

HOWARD BARNSTONE AND PARTNER, EUGENE AUBRY 66

Box 1012
Houston, Texas
Howard Barnstone, A.I.A.



F. FREDERICK BRUCK 110

77 Walker Street
Cambridge, Massachusetts
F. Frederick Bruck, A.I.A.



COLBERT, LOWREY, HESS, BOUDREAUX, FARNET 98

213 Bourbon Street
New Orleans, Louisiana
Charles Colbert, A.I.A.



DAILEY ASSOCIATES 78

222 West Osborn Road
Phoenix, Arizona
Alfred N. Beadle



EDWARDS AND PORTMAN 126

818 Atlanta Merchandise Mart
Atlanta, Georgia
John C. Portman Jr., A.I.A.



WINSTON ELTING 82

612 North Michigan Boulevard
Chicago, Illinois
Winston Elting, F.A.I.A.



FISHER-FRIEDMAN ASSOCIATES 130

242 California Street
San Francisco, California
A. Robert Fisher, A.I.A.
Rodney F. Friedman, A.I.A.
Robert J. Geering, A.I.A.



EARL R. FLANSBURGH & ASSOCIATES 74

44 A Brattle Street
Cambridge, Massachusetts
Earl R. Flansburgh, A.I.A.



HUGH NEWELL JACOBSEN 102

2735 P. Street N.W.
Washington, D.C.
Hugh Newell Jacobsen, A.I.A.



GENE LEEDY 70

555 Avenue G, N.W.
Winter Haven, Florida
Gene Leedy, A.I.A.



62 FREDERICK LIEBHARDT & EUGENE WESTON III



407 Via Del Norte
La Jolla, California
Frederick Liebhardt
Eugene Weston III, A.I.A.

114 CARL LUCKENBACH



287 East Maple Road
Birmingham, Michigan
Carl Luckenbach, A.I.A.

90 MEATHE, KESSLER AND ASSOCIATES, INC.



18000 Mack Avenue
Grosse Point, Michigan
Philip J. Meathe, A.I.A.
William Kessler, A.I.A.

106 WILLIAM MORGAN



1611 Ocean Boulevard
Atlantic Beach, Florida
William Morgan, A.I.A.

118 HERBERT S. NEWMAN



1204 Chapel Street
New Haven, Connecticut
Herbert S. Newman

58 PAUL RUDOLPH



31 High Street
New Haven, Connecticut
Paul Rudolph, A.I.A.

54 JOSEPH J. SCHIFFER



Independence Court
Concord, Massachusetts
Joseph J. Schiffer

122 EDGAR WILSON SMITH



1100 S.W. Sixth Avenue
Portland, Oregon
Edgar Wilson Smith, A.I.A.

94 TERNSTROM & SKINNER



920 North La Cienega
Los Angeles, California
Robert H. Skinner, A.I.A.

86 J. WEST AND ASSOCIATES



536 South Pineapple Avenue
Sarasota, Florida
Jack West, A.I.A.

THE COST OF RECORD HOUSES IN YOUR CITY

In referring to Record Houses, our readers have often asked: "What would it cost to build this particular house in my city?"

William H. Edgerton, Editor-Manager of the Dow Building Cost Calculator, has done some research for us to provide the answers for those Record Houses for which cost data was available, as though they were to be duplicated in 14 selected cities located in

representative geographic areas of the United States. The figure for each listed city is applicable within a 30-mile radius of that city.

In an effort of this kind, it must be recognized that the figures in the accompanying chart may vary within a 5 per cent range, and perhaps more, should unusual conditions prevail locally. However, over a period of 39 years the Dow Building Cost Calculator has established

a good record, and these figures should be quite accurate for their intended purposes.

If you are impressed by certain Record Houses, look up their local estimated approximate cost for the one nearest you. If the figure is attractive consult an architect to see what he can do for you.

Except where noted, the figures given here do not include the costs of land

RECORD HOUSES 1965 *Comparative Building Costs*

| NAME OF HOUSE WHERE BUILT (PAGE NUMBER) | CONSTRUCTION COST | CITY COST | | |
|--|----------------------|-----------|-----------|---------|
| | | ATLANTA | BALTIMORE | BOSTON |
| Beadle House, Phoenix, Ariz. (78) | 37,000 | 30,950 | 33,950 | 36,550 |
| Kirschman House, New Orleans, La. (98) | 110,000 | 101,500 | 111,400 | 119,850 |
| Stoneson Development House, Millbrae, Calif. (130) | 21,000 | 17,800 | 19,500 | 21,000 |
| Gatos House, Weston, Mass. (74) | 75,000 | 63,500 | 69,700 | 75,000 |
| Naftalin House, Riva, Md. (102) | 32,000 | 29,150 | 32,000 | 34,400 |
| Levitt Development House, Rockledge, Fla. (70) | 20,900† | 19,300 | 21,150 | 22,800 |
| Wiley House, Del Mar, Calif. (62) | 30,000 | 25,400 | 27,850 | 30,000 |
| Willits Development House, Birmingham, Mich. (114) | 28,000 | 22,400 | 24,500 | 26,450 |
| Rawls House, Jacksonville, Fla. (106) | 37,165 | 36,100 | 39,650 | 42,700 |
| Winnick House, Woodbridge, Conn. (118) | 60,000 | 47,500 | 52,150 | 56,100 |
| Portman House, Atlanta, Ga. (126) | 165,000 | 165,000 | 180,900 | 194,650 |
| Wallace House, Athens, Ala. (58) | 90,000 | 99,700 | 109,400 | 117,700 |
| Schiffer House, Concord, Mass. (54) | 35,000 | 29,700 | 32,550 | 35,000 |
| Cauduro House, Portland, Ore. (122) | 35,000 | 32,300 | 35,500 | 38,200 |
| Development House, South Pasadena, Calif. (94) | 36,000 | 31,250 | 34,300 | 36,900 |
| Arvida Development House, Sarasota, Fla. (86) | 60,000 | 55,450 | 60,850 | 65,450 |

*OMITS: land, landscaping, closing costs, fees as noted. †INCLUDES: land, landscaping, closing costs, fees.

caping, unusual foundation conditions due to topography or soil, furnishings, or the architect's design and revision fees, but cover the costs of construction of the house itself and the equipment.

It should also be remembered that any change in items such as interior finish material, or the floor can have a large effect on the cost of building one of these houses.


The Dow Building Cost Calculator & Valuation Guide is widely used throughout the United States and Canada to indicate replacement costs for more than 700 building types that have counterparts almost everywhere. The costs are revised and supplemented quarterly keeping them in balance with ever-changing prices for building materials and wage rates for building trades craftsmen. Also included is a series of city building cost indices showing city-by-city historical cost changes. Dow building cost data is generally recognized by courts as authoritative, and is used by real estate assessors, fire insurance valuation engineers, architects, builders, mortgage loan officers in financial institutions, real estate agents and appraisers, and a broad list of governmental agencies.

Selected Cities

Prepared by William H. Edgerton, Manager-Editor,
DOW BUILDING COST CALCULATOR & VALUATION GUIDE
A service of the F.W. Dodge Company, a division of McGraw-Hill, Inc.

IN

| | DALLAS | DENVER | KANSAS CITY | LOS ANGELES | MIAMI | NEW YORK | PITTSBURGH | SAN FRANCISCO | SEATTLE |
|--|---------|---------|-------------|-------------|---------|----------|------------|---------------|---------|
| | 33,100 | 35,700 | 35,700 | 35,700 | 36,100 | 43,000 | 39,150 | 36,550 | 36,100 |
| | 108,600 | 117,000 | 117,000 | 117,000 | 118,450 | 141,000 | 128,300 | 119,850 | 118,450 |
| | 19,000 | 20,500 | 20,500 | 20,500 | 20,750 | 24,700 | 22,500 | 21,000 | 20,750 |
| | 67,900 | 73,200 | 73,200 | 73,200 | 74,100 | 88,200 | 80,300 | 75,000 | 74,100 |
| | 31,200 | 33,600 | 33,600 | 33,600 | 34,000 | 40,500 | 36,850 | 34,400 | 34,000 |
| | 20,600 | 22,250 | 22,250 | 22,250 | 22,500 | 26,800 | 24,400 | 22,800 | 22,500 |
| | 27,150 | 30,000 | 30,000 | 30,000 | 29,600 | 35,250 | 32,050 | 30,000 | 29,600 |
| | 23,950 | 25,800 | 25,800 | 25,800 | 26,100 | 31,100 | 28,300 | 26,450 | 26,100 |
| | 38,650 | 41,650 | 41,650 | 41,650 | 42,150 | 50,200 | 45,700 | 42,700 | 42,150 |
| | 50,800 | 54,800 | 54,800 | 54,800 | 55,450 | 66,000 | 60,000 | 56,100 | 55,450 |
| | 176,300 | 190,000 | 190,000 | 190,000 | 192,400 | 229,000 | 208,400 | 194,650 | 192,400 |
| | 106,650 | 114,950 | 114,950 | 114,950 | 116,350 | 138,500 | 126,050 | 117,700 | 116,350 |
| | 31,700 | 34,200 | 34,200 | 34,200 | 34,600 | 41,200 | 37,500 | 35,000 | 34,600 |
| | 34,600 | 37,250 | 37,250 | 37,250 | 37,700 | 44,900 | 40,850 | 38,200 | 37,700 |
| | 33,400 | 36,000 | 36,000 | 36,000 | 36,450 | 43,400 | 39,500 | 36,900 | 36,450 |
| | 59,300 | 63,900 | 63,900 | 63,900 | 64,700 | 77,000 | 70,100 | 65,450 | 64,700 |



Best Design AWARD


"BEST DESIGN OF A CONSUMER PRODUCT"
—The American Iron & Steel Institute

In open competition a jury of the nation's leading architects, designers, and engineers selected *Jenn-Air* for the coveted award—"Best Design of a Consumer Product."

It was the only appliance to receive this award. Now there is a new freedom and beauty in kitchen design—with a *hoodless* fume removal system more completely effective than any range and hood combination.

Beautiful functional design with a purpose—stainless steel elegance that lasts—*plus the highest standards yet achieved for kitchen cleanliness.* . . . and much more.

Judge For Yourself . . . Send today for your free color brochure and the fascinating story of America's most beautiful (and practical) range and oven built-ins—with full venting of excess heat and fumes *outdoors.*



JENN-AIR offers a selection of single, double and eye-level ovens—plus the new *Regal Twin* ovens for '65. All utilize JENN-AIR's "professional concept" ventilation to whisk fumes outdoors. True open-door broiling is possible because heated oven air may be removed and replaced with fresh air many times each minute. All advanced features are available. Elegance of design and performance has universal appeal.

JENN-AIR
America's Finest Cooking Centers

JENN AIR SALES CORP.—DEPT. C

1102 Stadium Drive • Indianapolis, Indiana 46207

Please send me your free 12 page color brochure.

Check here if you wish JENN AIR dealer to contact you.

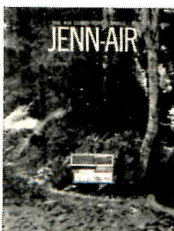
PHONE _____

NAME _____

ADDRESS or BOX NO. _____

CITY _____

STATE _____ ZIP _____




For more data, circle 39 on Inquiry Card

New Products for the House

CHAIRS BY MIES VAN DER ROHE

Among the Knoll collection of furniture designed by Ludwig Mies van der Rohe, are the MR chair (top left) and the Tugendhat chair (top right). The MR chair, designed in 1927, was Mies' first chair design and is available in two versions, the original model shown and a wider, lower version for lounge use. Both have saddle leather seat slings laced over a cantilevered chrome-plated frame. The leather and stainless steel Tugendhat chair which was designed by Mies in 1930 has only recently been added to the Knoll collection. Knoll Associates, Inc., 320 Park Ave., New York 22, N.Y.


CIRCLE 300 ON INQUIRY CARD



SCULPTURED CHAIR IN STEEL AND LEATHER

Designed by sculptor, Clement Meadmore, this version of the sling chair (center) is contoured for long-range sitting comfort. Special care has been taken to achieve anatomically perfect support with the angled steel elements, which support the saddle leather seat and back panels. The angled tops of the back panels are fitted into stitched leather "eyes" on either side. The dip in the back panel makes it possible for the side panels to be used as arm rests. Leif Wessman Associates, 301 East 64th St., New York, N.Y.

CIRCLE 301 ON INQUIRY CARD




ARCHITECT-DESIGNED FURNITURE COLLECTION

The new Edgewood collection, designed under the direction of architect, William Brubaker, includes this bench (bottom right) and small marble topped end table (bottom left). Features of the new pieces are clean cut lines and elegant chisel points of stainless steel. Edgewood Furniture Company, Inc., 208 East 52nd St., New York 22, N.Y.

CIRCLE 302 ON INQUIRY CARD

more products on page 140



For more information . . . circle the key numbers of the products on which you want more information (see number below each product item) on the Inquiry Card, pages 137-168

NATIONAL HOMES CORPORATION

goes 100% International

hot water heat

for its electric heated homes



- 1 The biggest breakthrough in the electric heating industry came when the world's largest makers of homes decided to specify this revolutionary new heating system.
- 2 Why not electric heat before? Simply because Jim Price, National Homes' chairman of the board, found that when his dealers installed ordinary electric resistance heating, it took them far longer to sell the homes than with their gas or oil heating equipment.
- 3 Why electric heat now? When Jim Price discovered that one of his dealers in Indianapolis using International hot water electric heat was actually selling homes faster than ever before with any type of heat, he investigated immediately. He learned that this dealer was offering International hot water electric heat at the same price as gas heating. And, that of 55 homebuyers given a choice between the two forms of heat, 52 had selected International.

He was amazed further to learn that this dealer was offering a third option: Ordinary electric resistance heating at a cost of \$200 less than International hot water electric heat . . . without a single taker.

It's no wonder that Mr. Price has gone all out to promote International hot water electric heat in National Homes new 1965 line of homes. And, to recommend this heating system to his three subsidiaries: Lesco Homes, Inc., Knox Homes, Inc., and Best Homes, Inc. All of these companies are now featuring International hot water electric heat without plumbing.

And brand new from International: hot water electric heat without plumbing for schools at extraordinary low cost.



Here is one of the most revolutionary heating developments ever provided for schools, public places, etc. Each unit is 8" wide, 12" high and 8 feet in length, and delivers 1700 BTUs per foot length (over 11 sq. ft. hot water radiation, equiv.), with 200 CFM outdoor air heated to temperature required. Simply specify number of units required underneath windows at outside walls where heat is absolutely essential. One single control box, same width and height, one ft. long, controls all heaters for each room. Send today for free engineering data, specifications and cost information.

SEND FOR FREE BROCHURE . . . the full story of electric heating, why it has been so costly in the past, and why utilities are now finding International hot water electric heat without plumbing so remarkable in holding such steady and uniform temperatures . . . where it's needed . . . that homes can now be heated electrically at a surprisingly low cost.

YOUR NAME _____ PHONE NO. _____

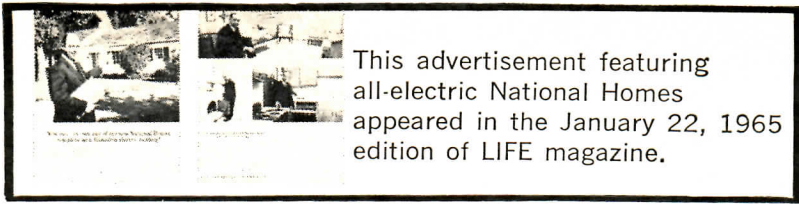
ADDRESS _____

Note: Mail room measurements or plans with this coupon if you desire an engineered heating layout without cost.

fully guaranteed for ten years



Exclusive U.S. Patent No. 2772342
U. S. and Foreign
Patents Pending



This advertisement featuring all-electric National Homes appeared in the January 22, 1965 edition of LIFE magazine.

world's largest builders of homes and apartments

without plumbing

(And so do Knox Homes, Lesco Homes and Best Homes)

IS A BTU A BTU?

We have surveyed more than 1,000 of our installations, and have found operating costs to be an average 20% below utility estimates. How can this be if a BTU is a BTU?

The answer is in how well those BTUs are utilized. In test after test, we have found that International hot water electric heat maintains less than a 2°F. temperature differential between floor and ceiling. There is no heat bunched at the ceiling, which is so often the case with other forms of electric resistance heat. As a result, thermostat settings can be lower. And, according to tests reported by the Coal Institute, for each degree on the thermostat above 72°, heating costs rise 3%.

How is this minimum floor-to-ceiling differential maintained? The primary reason is because each baseboard heater gives off only that amount of heat needed to balance cold air coming off outside walls and windows. On a mild day, for example, the water in the heaters might be only 110°F. On a cold day, it will be over 200°F. And further, heat is released from the circulating water even during "off-cycles."

These very same facts also account for the remarkable comfort experienced with International hot water electric heat. There are no cold floors, because the floor is only 2°F. cooler than the ceiling. And, there are no cold drafts resulting from "on-again, off-again" heat. Air circulates slowly and smoothly at all times. Neither is there air stratification that can cause clouds of cigarette smoke to form in the room.


The same facts also account for International's healthfulness. Dust particles will scorch and turn into cinder at 325°F., temperatures reached by even low-density ordinary electric resistance heaters. These carbon cinders cause wall smudging as well as irritate nose and throat membranes. International baseboards do not reach these scorching temperatures even on coldest days.

Finally, International electric hot water baseboards are the safest heaters on the market. For example, they are the only electric baseboard heaters that can be placed behind the flimsiest drapes with absolute safety. The New York City Building Code will allow only International to be placed behind draperies, doors or furniture.

How does the International unit work?

An electric heating element is enclosed in a copper tube containing a hermetically sealed solution of water and anti-freeze. When the solution is heated it automatically circulates through the tube. When the thermostat cuts the unit off, warmth continues to be released by the circulating water. Each unit is completely self-contained. There is never any need to add water or to refill. An electric limit control and air expansion chamber are contained within the unit.


Beyond a doubt, International hot water electric heat is the finest heating system of any kind on the market today.



PERMANENT BASEBOARD 240 (or 208) Volt Current; 60 Cycle; Single Phase

| permanent model | btu/hr | watts input | amps | length |
|-----------------|--------|-------------|------|--------|
| EBH-300 | 1050 | 300 | 1.25 | 28" |
| EBH-500 | 1700 | 500 | 2.85 | 35" |
| EBH-750 | 2550 | 750 | 3.15 | 47" |
| EBH-1000 | 3400 | 1000 | 4.2 | 59" |
| EBH-1380 | 4690 | 1380 | 5.7 | 75" |
| EBH-1500 | 5100 | 1500 | 6.3 | 83" |
| EBH-2000 | 6800 | 2000 | 8.4 | 109" |

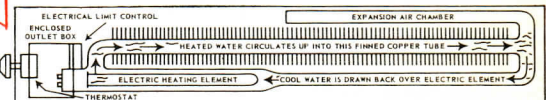
(Units to 9 ft. Length; Depth 3¼" x 9½" High)



RECESSED HEATERS 240 (or 208) Volt Current; 60 Cycle; Single Phase

| floor model | btu/hr | watts input | amps | length |
|-------------|--------|-------------|------|--------|
| FM-500 | 1700 | 500 | 2.85 | 35¼" |
| FM-750 | 2550 | 750 | 3.15 | 47¼" |
| FM-1000 | 3400 | 1000 | 4.2 | 59¼" |
| FM-1380 | 4690 | 1380 | 5.7 | 75¼" |
| FM-1500 | 5100 | 1500 | 6.3 | 83¼" |
| FM-2000 | 6800 | 2000 | 8.4 | 109¼" |

(Units to 9 ft. Length; Depth 6¼" x 10¼" High)



Special note to architects and builders:

This equipment is currently being installed in apartments, condominiums and housing projects. You will find public acceptance of this heat astonishingly greater than with any other form of heat, as has been National Homes' experience. Take advantage of all the values of our heating system by specifying it. If they haven't the information already on our equipment, have your local utility, electrical distributor or contractor phone us immediately.

SAMPLE SPECIFICATION: Heating equipment shall be self-contained, permanently sealed, International hot water electric heating baseboards with anti-freeze protection to -50°F., with 10-year guarantee, U.L., NEMA Listing, 240 volt, self-contained air expansion chamber and electrical limit control. Individual room thermostats.

hot water electric heat division of
international oil burner company
3800 park avenue st. louis, missouri 63110

For more data, circle 40 on Inquiry Card



darling...

*nobody but nobody
delivers a disposer with
more quality features
than In-Sink-Erator*

Surveys prove women want homes with disposers. This disposer is engineered to set quality and performance standards others would like to live up to!

In-Sink-Erator Model 77 gives the Lady what she wants! Grinds in both directions, doubles shredder life, thanks to patented automatic reversing switch. Exclusive Self-Service Wrench frees accidental jams quickly, cuts customer complaints and costly call-backs. Special Detergent Shield guards against corrosion damage from caustic agents. Nobody offers a 5-year protective warranty the equal of In-Sink-Erator's! Models for homes and apartments in every price range.

Write for full information. If you prefer, a representative will call at your convenience.

ISE[®] In-Sink-Erator[®]
Originator and perfecter of the garbage disposer

IN-SINK-ERATOR MANUFACTURING COMPANY • RACINE, WISCONSIN

For more data, circle 41 on Inquiry Card

Product Reports

continued from page 137



LEATHER AND CHROME LOUNGE CHAIRS

The smooth contours of this attractive lounge chair are designed for comfort and support. The base is polished chrome and the upholstery is black leather. Foam rubber is used throughout as padding and for the seat cushion. Dimensions are: width 34 in.; depth 29 in.; height 27 in. *Dux, Inc., 1633 Adeline Rd., Burlingame, Calif.*

CIRCLE 303 ON INQUIRY CARD

SIT-DOWN SINK

Designed especially for invalids and elderly, a new stainless steel, double sink unit has a shallow compartment on one side, which provides comfortable seating room underneath. A drain opening is located at the rear of the shallow sink to accommodate the garbage disposer. *Elkay Manufacturing Company, 2800 South 17th Ave., Broadview, Ill.*

CIRCLE 304 ON INQUIRY CARD

OCCASIONAL TABLES

The *Mitre* group of occasional tables features figured American walnut veneer, designed for home and office purposes. The line at present includes magazine end, and corner tables. *The Leopold Company, Burlington, Iowa*

CIRCLE 305 ON INQUIRY CARD



more products on page

For more data, circle 42 on Inquiry Card



ONLY REDWOOD

*can fill an interior with the warm beauty
of its colors and textures, yet serve
as a tough, weather-resistant exterior
material without any protective treatment.*


*For a booklet demonstrating redwood in
architects' own homes, write: Dept. A-53,
California Redwood Association,
617 Montgomery Street, San Francisco.*



Architect: John Lord King

*The pattern shown is FactriSawn® 3" Tongue & Groove, a trademarked, Certified Kiln Dried
product of the member mills of the CALIFORNIA REDWOOD ASSOCIATION.*

Giant Kill



Janitrol 570 Series Year Round Comfort Package eliminates need for giant central heating and cooling plant in apartment buildings. Features closet-size heating-cooling units and through-the-wall condenser.

Janitrol's 570 Package was made for the man who designs, builds or rents apartments. And for the man who lives in one, too.

The entire heating unit and cooling coil fits into only 12" x 28" of floor space. Tucks easily into the corner of a small closet. Needs zero clearance on the side and back and only 6" in front. Needs only a 4" vent pipe.


The condensing unit is only 39" x 18¼" x 18¼". Installs easily through the wall—or on the roof or on an outside slab.

Yet this compact package delivers 2 tons of cooling and 80,000 Btu heating. It was designed for apartments. But it's also the perfect

answer to small house year round comfort or large house zoned heating-cooling. Installation is literally a snap. Charged refrigerant lines have quick-connect couplers at both ends.

Janitrol's 570 Comfort Package may well be the best unit for your next job. Available in 1½, 2, 3 ton cooling and 50,000, 80,000, 100,000 and 150,000 Btu Heating Packages.

Get at least one estimate from your Janitrol Dealer. He's in the Yellow Pages. Janitrol gives you more to work with.















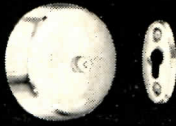



JANITROL DIVISION
Midland-Ross Corporation
Columbus, Ohio □ Phoenix, Arizona



For more data, circle 43 on Inquiry Card


YOU WILL
sell more
 BY RECOMMENDING
HALL-MACK®
 QUALITY
 FOR EVERY BATHROOM

When buying a home, *one* of the two rooms with the greatest attraction for Mrs. Housewife—and usually for the man of the house, too—is the *bathroom!* And in many transactions, it is the *unusual* touches for bathrooms—the distinctive features that others do not have—that help sell many complete installations. Here are a few of Hall-Mack's finest quality bathroom accessories—every one with exclusive and outstanding sales appeal. By making your customers' bathrooms more attractive and convenient, Hall-Mack quality helps you to clinch *and increase* many a sale.

| | | | |
|--|--|--|--|
|  CONCEAL-A-ROLL HAS RECESSED COMPARTMENT FOR SPARE ROLL No. 375 |  RECESSED TISSUE HOLDER TAKES LARGE PACKAGE No. 319 |  DOLPHIN & SHELL TOWEL RINGS ADD PLEASING TOUCHES No. 125 - No. 127 |  COMBINATION SURFACE VANITY SHELF WITH MIRROR No. 346 WM |
|  CONCEALED TOILET PAPER HOLDER HAS REVOLVING HOOD No. 378 |  CONCEALED VANITY SHELF IS RECESSED INTO WALL No. 341 |  STIRRUP SHAPED LUCITE TOWEL RING WITH CHROME BASE No. 386 |  RECESSED MIRROR SHELF FOR TOILETRIES No. 305 |
|  RELAXATION UNIT FOR LUXURIOUS BATHROOM TARRYING No. 302 |  REVOLVING PANEL CONCEALS SOAP, TUMBLER, TOOTHBRUSH No. 338 |  TOWEL RACK TELESCOPES INTO WALL—EXTENDS 14" No. 310 |  STURDY GRAB BARS PREVENT MANY INJURIES IN TUB AND SHOWER Nos. 360/1/2 |
|  CONCEALED CLOTHES LINE PROVIDES EXTRA DRYING SPACE No. 316 |  SHOWER RECESS FOR SHAMPOO AND OTHER TOILETRIES No. 326 |  LADDER OF TOWELS WITH A FULL 60" OF RUNG SPACE No. 395 |  RECESSED SCALE OPENS DOWN WEIGHS ACCURATELY No. 350 |

HALL-MACK SALES MAKERS
 FOR EVERY BATHROOM!

Just mail the coupon today! A new color brochure—"Accent on Accessories"—offers a wide choice of original designs, new ideas and exclusive features.




HALL-MACK COMPANY a **textron** company
 1380 West Washington Blvd., Dept. AR-565
 Los Angeles, California 90007
 I'd like complete information on these and other Hall-Mack quality bathroom accessories. Please send "Accent on Accessories."
 Name _____
 Company _____
 Street _____
 City _____ State _____ Zip Code _____

Sold by leading plumbing, tile and hardware dealers everywhere.

For more data, circle 44 on Inquiry Card

Product Reports
continued from page 140


GROUP OF NEW CREDENZAS
 A series of flush-top credenzas, with bases of either teak or walnut, has recently been introduced. All the units



the line are 29 in. high and 18 in. deep. Tops are available in walnut, teak or plastic. *Robert John Company, Department K., 821 North 2nd St., Philadelphia, Pa. 19123*

CIRCLE 306 ON INQUIRY CARD

ROOM AIR CONDITIONERS
 The *Imperial* room air conditioner is available in ten different models ranging in capacity from 6,400 to 18,000 BTUH. The unit features a reversible decorator panel giving a choice of walnut grain vinyl or textured tweed vinyl finish to match different interior settings. The model has a directional



door which can direct the air flow in an even pattern by reducing drafts. The door can deflect air from 15 to 85 degrees toward the ceiling across the room. Directional louvers provide additional distribution control. *Airtemp Division, Chrysler Corporation, Dayton, Ohio*

CIRCLE 307 ON INQUIRY CARD

more products on page 141



“If you are looking for a sure way to add fresh buyer-appeal to your homes try EXTERIOR DECORATING WITH CONCRETE”

Says Harold O. Klopp, well-known landscape architect and chief consultant to the Chicago World's Flower Show

An important trend today is to total homesite living. Home buyers are looking not only at interiors but at exterior features. They want charm in the home surroundings. For promotion-minded builders the need is answered effectively by Exterior Decorating with Concrete—a new concept in the decorative use of concrete.


It starts with the basic units of

any home setting—drives, walkways, patios designed in wholly new and unusual patterns. It means special “designer touches” that give character and distinction.

Concrete is infinitely versatile. It can be patterned, shaped, colored in a thousand ways to fit the personality and style of any house, any landscaping plan and arrangement of plantings. Installed at the


model home, decorative features in concrete can readily be offered as options or a part of the package.

On this and the following three pages are shown ideas for decorative uses of concrete developed by landscape architect H. O. Klopp for homes in the \$18,000 to \$30,000 range. They give you a good idea of the exciting possibilities of exterior decorating with concrete.



“Turning a yard into a selling feature is simple with concrete.” In this design, Mr. Klopp shows a walk of precast concrete rounds set in exposed aggregate concrete made with black Japanese pebbles. This contrasts beautifully with a driveway landing strip of

brushed and scored white concrete. A separate “sneak path” of black precast rounds adds interest to the house entry. These designs and surface effects, as well as innumerable others, can be easily and economically duplicated by a builder’s own finishing crews.



"Make it a decorative driveway . . . use concrete to add drama!" says Mr. Klopp. Here, a natural concrete surface is given interest, a new look, with a bold pattern of redwood divider strips. Adjoining walks supply an appealing

contrast with surfaces of black concrete, broom finished and scored in random rectangles. There's no limit to the ideas that can be created. Exterior decorating with concrete can add unique sales appeal to homes in any cost range.

“I look on concrete as a decorator material for outdoor living features, as well as a construction material.




Most builders have thought of concrete pretty much in terms of its strength and durability and its popular structural uses in homes—and with good reason. But, today this viewpoint is changing. As a landscape architect, I’m really enthusiastic about the striking decorative effects and beauty that concrete can produce. Actually concrete meets the three basic needs in any decorating—texture, color and form. And this is what gives such limitless potential to exterior decorating with concrete.”

Texture
Color
Form

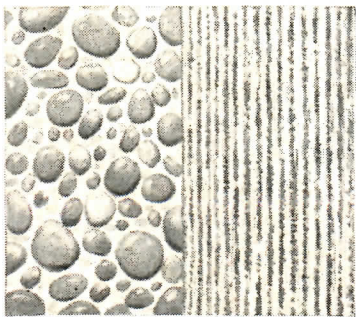

In using concrete decoratively, there’s practically no end to the beautiful and unusual effects you can get. Surface texture can range from top-pings of sparkling chips or fine pebbles to inlaid stone, to broom, comb or burlap drag patterns.

Color? Mix it right into the concrete—pure white to jet



black and all the bright hues in between. And concrete takes any contour so it can be formed and tooled to fit every decorative need and idea.

Out of the material itself grows this whole idea of exterior decorating with concrete—and the exceptional opportunity it offers any builder to add a new distinction and competitive selling advantage to his homes at a realistic cost.




In the sketch below, Mr. Klopp shows how simple but effective use of angles, curves and surface texture creates a concrete patio that's distinctive and high on liv-

ability. It also provides a handsome setting for plants and flowers.

The patio itself is exposed aggregate concrete with redwood dividers. It's bordered by a low

planting wall of split-block concrete masonry. The garden walk, too, is textured—in squares of exposed aggregate concrete, set in loose matching aggregate.

**“A patio can be an ‘outdoor living room’
with character
and charm”**



**FOR MORE
INFORMATION**


Write▶

Ideas unlimited. For suggestions and assistance in developing distinctive uses of decorative concrete, call on your ready-mixed concrete producer or your local PCA office. They can also provide any needed technical information. For free booklet on the newest ways of finishing concrete, write the address below. (U.S. and Canada only.)

PORTLAND CEMENT ASSOCIATION

Dept. A5-8, 33 West Grand Ave., Chicago, Illinois 60610

An organization to improve and extend the uses of concrete, made possible by the financial support of most competing cement manufacturers in the United States and Canada



Kohler lavatories in accent colors! the first really *new* idea in years

And what a bright idea this is! Use a neutral shade for tub and closet—then let the lavatories stand forth in bold and brilliant contrast. Play red against white; let blue flatter gray; contrast a soft tan with a deep, rich coffee tone. That's Accent Color! To help you make the most of it, Kohler is now fashioning lavatories in five sprightly new shades (that's Antique Red above), each chosen to compliment Kohler white or one of the six regular Kohler colors. Select from three styles in enameled cast iron: Radiant, Farmington, Tahoe. The accent is on color—our new brochure spells out the whole, exciting story. For the brochure and more information see your Kohler distributor or write Accent c/o Kohler Co., Kohler, Wis.



JADE WITH CERULEAN BLUE. Remember when no one even thought of using blue and green together? Now recommend it as an easy to live with combination that fits right into all decorating ideas.



ESPRESSO WITH SUEZ TAN FOR A WARM RICH LOOK. This combination can be either masculine or softly feminine. Suggest colorful towels and accessories in orange, green or earth colors.



CITRON WITH SUNRISE YELLOW. These light, bright colors live together in absolute harmony. There's a whole spectrum of colors to go with Citron and Sunrise Yellow—a new world of decoration.



BLUEBERRY WITH ARGENT GRAY FOR ELEGANCE. This is a quieter kind of drama. The bathtub and other fixtures in a soft silver gray, the lavatories in wonderful blueberry. The results will be beautiful.

KOHLER OF KOHLER

Kohler Co., Established 1873, Kohler, Wisconsin

ENAMELED IRON AND VITREOUS CHINA PLUMBING FIXTURES • ALL-BRASS FITTINGS • ELECTRIC PLANTS • AIR-COOLED ENGINES • PRECISION CONTROLS

MOSLEY


The Finishing

Touch

That

SELLS

HOMES



A packaged unit, complete with hardware designed by Mosley electronic specialists for perfect - TV/FM distribution.

The DS-1PK TV/FM & Audio wall outlets give each home a factory - engineered, built - in system that connects one rooftop antenna with two to eight rooms (have four TV sets operating simultaneously or move one around) and at the same time, use the antenna wiring to carry one Audio or Hi-Fi signal between two or more outlets.

Write today for our detailed brochure. You'll want this low cost extra feature in your New Homes!

Please send me, FREE of charge and obligation, literature on the DS-1PK Form No. DS-1 ③

Name _____


Address _____

City & State _____

MOSLEY ELECTRONICS, Inc.

6410 N LINDBERGH BLVD., BRIDGETON, MISSOURI, 63044

Product Reports
continued from page 144



GLASS CANDLESTICKS


Designed by Oiva Toikka of Finland, these glass candlesticks can be used either singly, paired, or in groups, provide an unusual decorative effect. These candlesticks are part of a collection of designs in glass by Oiva Toikka and Kaj Franck. *D/R International, Inc., 53 East 57th St., New York, N.Y.*

CIRCLE 308 ON INQUIRY CARD

INFRARED CEILING HEATER

A new two-lamp, recessed, infrared ceiling heater, *Model 5002*, has been designed for use in bathrooms in newly remodeled homes. A regular R40 lamp may be used in one of the two sockets on the fixture to provide light as well as heat. The unit comes pre-wired for either as a heater, or as a heat and light fixture. The lamps are angled to provide a wide area of heat distribution. *Emerson Electric Company, 8100 Laclede Avenue, St. Louis, Mo. 63136*

CIRCLE 309 ON INQUIRY CARD




more products on page 144

For more data, circle 48 on Inquiry Card

For more data, circle 47 on Inquiry Card

DON'T BUILD ANOTHER HOUSE...



until you look into Chrysler Airtemp's brand-new line of gas furnaces!

Your prospects will appreciate the Chrysler quality and dependability built into the modern Airtemp gas heating system you offer them. And *you* will appreciate the attractive prices your distributor is ready to offer you now on this complete new line of gas furnaces. Features? Here are just a few:

1. Many models available, with a wide range of heating capacities to meet the needs of any home.
2. Highest quality performance at reasonable prices.
3. Specially designed burner burns all types of gas.
4. Ultra-efficient heat exchanger to help lower fuel bills.
5. On all models - Minneapolis Honeywell thermostats are standard equipment.
6. Glass wool insulation to conserve both heat and fuel.
7. Compact - fit easily in small closets and other limited-space areas.
8. Attractive cabinet. Bonderized finish over galvanized steel for beauty and extra-long life.
9. Designed for easy add-on cooling.

CALL YOUR DISTRIBUTOR FOR INFORMATION ON AIRTEMP'S NEW GAS FURNACE LINE -

OR WRITE PETE.



Mail to:
 Pete Fry, Airtemp Division
 Chrysler Corporation
 P. O. Box 1037, Dayton, Ohio 45401

OK, Pete. I'm ready to sell and to sail! Rush me complete information on everything I've checked below:

- Chrysler Airtemp's hot new line of gas furnaces.
- Chrysler Airtemp's complete line of oil and electric furnaces.
- How I can win FREE 8-day Caribbean Cruises for me and my family on the brand new superliner S.S. Oceanic.

NAME _____
 ADDRESS _____
 CITY _____ STATE _____ ZIP _____

For more data, circle 49 on Inquiry Card



Product Reports

continued from page 150

PIERCED CERAMIC LAMPS

Designed by Lee Rosen, these ceramic hanging lamps are individually hand-thrown on a potter's wheel. Twelve different sizes are available in a variety of shapes. The piercings are also done by hand; a few models are available with long narrow slit openings. *Design Techniques*, 7 East 53rd St., New York, N.Y.

CIRCLE 310 ON INQUIRY CARD



An inexpensive way to add a room, upstairs or down. Just install a Sunbrella fabric roof . . . 22% cooler underneath than with others, wonderful air porosity. And none of our 25 gay colors can fade. Will not be affected by rot or mildew. Crack and scuff resistant, too. (Woven of 100% Acrilan* acrylic fiber—that's why it's a miracle fabric.) Matching awnings are smart, too. Marvelous for new homes. Sensational for perking up remodeling jobs. And think what a non-glare, beautiful exterior fabric like this can add to a hotel, motel, shopping center or office building. Shouldn't you investigate? Write for information and design idea booklet.

*Reg. T. M. of Chemstrand



Add wings

that are guaranteed 5 years with Sunbrella®

For more data, circle 50 on Inquiry Card

BUILT-IN VACUUM SYSTEM

The *MagiVac* built-in central vacuum cleaning system is said to be up to 10 times more powerful than standard portable cleaners. The system consists of rigid plastic tubing which runs through walls and attic, and connects wall outlets with the power unit, which is situated either in the garage or utility room. The fact that the power unit is in a fixed location allows it to be larger and therefore more powerful than portable units. A cyclonic separator uses centrifugal force to trap about 99 per cent of the dust, and the remainder is caught on a reusable filter. The system is convenient



for most homeowners in that it dispenses with heavy equipment, eliminates the dust bag, and is available for installation all over the house. The dust receptacle requires emptying only every 3 or 4 months. *MagiVac Division, John Mitchell Company, 3800 Commerce St., Dallas, Tex.*

CIRCLE 311 ON INQUIRY CARD

NEW FURNITURE COLLECTION

This lounge chair, sofa and occasional table are part of a new series of furniture known as the *Signature* series. Materials are walnut, mahogany, English burled pollard oak, foam rubber and down. *JG Furniture Company, 160 E. 56th St., New York, N.Y.*

CIRCLE 312 ON INQUIRY CARD



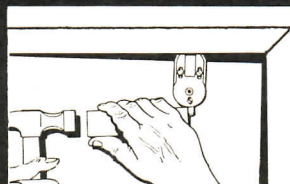
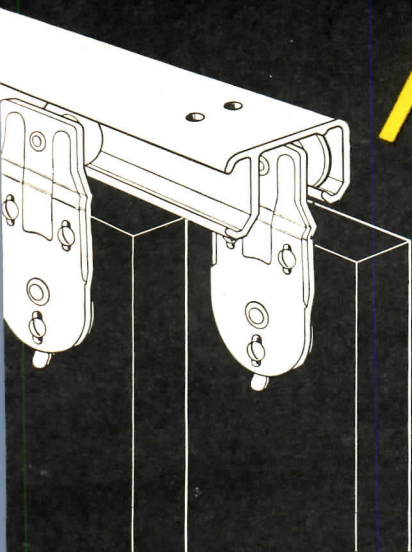
more products on page

NEW! Adjustable Sliding Door

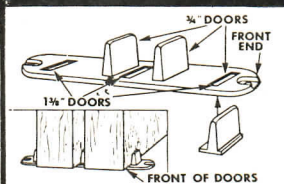


HARDWARE

Easier to Install! Easier to sell!



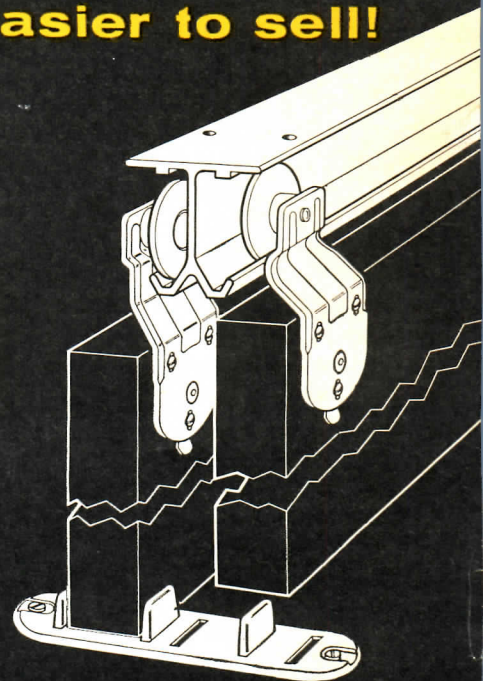
ADJUSTABLE HANGERS
straighten doors after they are hung on track. Tap adjustment arm of hanger to right or left to raise or lower doors.



ADJUSTABLE GUIDES
have plastic inserts adjustable for 3/4" and 1 3/8" doors. Installation is faster since plate requires only 2 screws.


OT-400 The same OT-400 hangers may be used on either 3/4" or 1 3/8" doors just by reversing their positions. Simplifies ordering for you! Be sure to sell customers on new, easy adjustment feature! All M-D Sliding Door Hardware comes packaged in complete sets.

OT-200 New, faster adjustment feature is only one of many that gets customer's attention and approval! Extra sturdy aluminum track provides positive protection against wheels jumping the track! Hangers are heavy gauge, cadmium-plated steel. Lifetime plastic wheels have built-in lubrication.



Aluma-Slide SLIDING DOOR TRACK


Your customers can use Aluma-Slide on any size cabinet . . . with any panel material. Comes in decorative Alacrome, Anodized Albras, Anodized Albright or Anodized Satin. Sets available for 1/8", 1/4", 3/8", 1/2" or 3/4" sliding panels of glass, plywood, hardboard, etc. Packaged sets ready to use.



KITCHEN



GARAGE



WORKSHOP


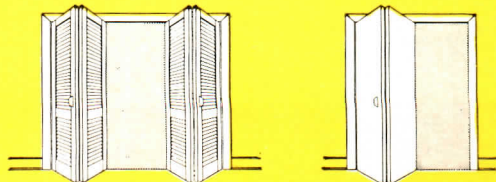


CLOSETS



FOLDING DOOR HARDWARE

Show customers how easily doors open and close! For closets, wardrobes, dens, bars, room dividers, etc. Ideal for 2 or 4-panel full or half-size interior doors of any thickness. Gives full access to closets, yet saves floor and wall space. Installs quickly! Completely packaged sets for all standard openings.




MACKLANBURG-DUNCAN CO.
BOX 1197 • OKLAHOMA CITY, OKLA.

BUILDERS: M-D products are sold nationally by leading Hardware, Lumber and Building Supply Dealers.

For more data, circle 51 on Inquiry Card

Ice Cube


MUST A **PATIO DOOR** CREATE A CRITICAL AREA?



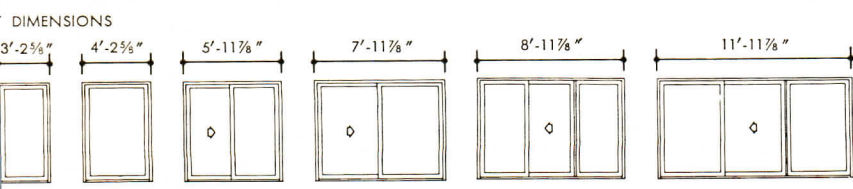
NOT IF YOU CHOOSE A CARADCO WOOD THERMAL INSULATED DOOR

with Sweathertight reasons

- 1 WOOD** • WOOD is 1,770 times better as an insulating material than aluminum, and has natural acoustical qualities... WOOD sets the stage and mood for any decorating decor, stain or paint... WOOD is a proven material that has lasted for centuries. In addition, it is water repellent preservative treated.
- 2 FLOATING ACTION** • Floating action rigid vinyl track backed with polyurethane foam provides year around double weather strip contact.
- 3 HIDDEN REINFORCERS** • Hidden reinforcers...heavy "T" extrusions of aluminum around each door provides unparalleled sturdiness.
- 4 7/8" INSULATING PLATE GLASS** • 7/8" INSULATING PLATE GLASS with 1/2" air space... 7/8" INSULATING PLATE GLASS gives the most resistance against heat loss thru the glass and frosting on the interior... 7/8" INSULATING PLATE GLASS offers clear visibility and reduction of noise.
- 5 JUMP-PROOF SCREEN** • Jump-proof screen of sturdy aluminum.
- 6 "DELRIN" ROLLERS** • Delrin rollers in tandem... easy... smooth... effortless operation.
- 7 DENSE WOVEN PILE** • Dense woven pile weatherstrip seals out drafts at sill.
- 8 THERMAL BARRIER SILL** • THERMAL BARRIER SILL with heavy oak and aluminum combined in compression to stop transfer of heat and cold... THERMAL BARRIER SILL stops carpet soil... THERMAL BARRIER SILL has extra strength for cantilevering if necessary.



AVAILABLE WITH LEFT OR RIGHT OPENING DOORS



CARADCO INC.
DUBUQUE, IOWA



Manufacturers of Creative Building Products
Contact your CARADCO distributor for a tracing
mail file. All CARADCO Patio Doors are readily
available throughout the United States and Canada

For more data, circle 52 on Inquiry Card




MARBLE PATTERNS

including Travertine for luxurious walls in any decor, any building.



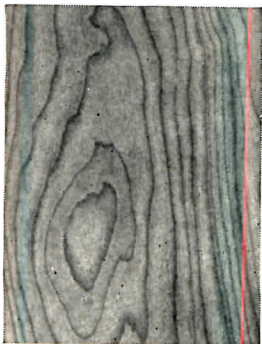
DECORATOR PATTERNS

including four Chantilly designs plus Fleece, Lace and Nugget designs.



MARLITE MURALS

including Ponta Roma, River Landing and Williamsburg for custom-decorated walls.



TRENDWOOD FINISHES

including Colonial Maple and Provincial Walnut for distinctive interiors.



New Marlite Decorator Paneling

Beautiful decorating ideas come easy with Marlite!

Now more than ever, Marlite plastic-finished paneling offers infinite decorating possibilities to help your customers plan distinctive and luxurious interiors. With Marlite's 1965 line of smart Decorator Paneling, no other material gives you such a wide selection of colors, patterns and designs.

Unique decorator patterns, rich marbles, authentic Trendwood® reproductions, bold

new designer colors, and striking new Marlite Murals make this soilproof paneling at home in any decor.

And wash-and-wear Marlite resists heat, moisture, stains and dents. It's easily installed over old or new walls, never needs painting or further protection. Marlite stays like new for years with an occasional damp cloth wiping.

Get details on Marlite Decorator Paneling from your building materials dealer, consult Sweet's File, or write Marlite Division of Masonite Corporation, Dept. 505, Dover, Ohio.

Marlite®
plastic-finished paneling

ANOTHER QUALITY PRODUCT OF MASONITE® RESEARCH

For more data, circle 53 on Inquiry Card


CASINGS
INCORPORATED

DRYWALL TRIM HEADQUARTERS U.S.A.


We are manufacturing experts and specialists of Roll Formed metal trim. Our line includes all standard stock drywall metal products, plus exclusively patented Edge and Corner Guards.

We will make any special trim your job may require.

IMMEDIATE SHIPMENTS
Coast to Coast Warehouse Stocks




**SPECIFIED
FOR USE
WITH
JOINT
CEMENT**



NO. 102
PATENTED
SQUARE PROFILE

NO JOINT CEMENT NEEDED!

Applied before or after board is installed. Combination of inclined plane and rib on back flange creates a positive grip action holding the trim snugly against the board face.



NO. 240
WITH PATENTED
EDGE-LOCK

New patented EDGE-LOCK design insures mechanical cement adhesion by means of cement holes under the nose and undercut design.

NO. 133 "L" SHAPE Same patented EDGE-LOCK features as No. 240 corner guard.

NO. 106 "L" SHAPE Applied after board is installed.

NO. 108 "U" SHAPE Extra flange provides additional stiffening and strength.

NO. 134 SQUARE PROFILE WITH PATENTED EDGE-LOCK Can be used for DOUBLE LAMINATED BOARD SYSTEMS OR SLOTTED JAMB INSTALLATION. Mechanical bonding features same as No. 240 corner guard.

NO. 107 "L" SHAPE PROFILE Same application as No. 134 described above.

NO. 220 CORNER GUARD A popular corner guard, double-knurled to provide better cement adhesion.

WRITE FOR CATALOG OF COMPLETE LINE

CASINGS INCORPORATED

West Middlesex, Pennsylvania 16159


For more data, circle 54 on Inquiry Card

Product Reports

continued from page 154

RADIANT HEATING SYSTEM

The *Sun-Glo* home heating system, which consists of flexible panels of two outer layers of thin vinyl and a filling of nylon net interwoven with thin, zig-zagging, resistance wiring, can be rolled onto the ceiling rather in the same way as wallpaper. Attached to the source of electricity, the heating element throws forth waves of radiant energy which is



converted to heat when it contacts objects in the room. The system operates

at only 100 deg F Temperature in room is controlled by individual the stats. The panels can be applied to ceiling in a random pattern and can be painted or sprayed with acoustical material for textural interest. Operation on 240 volts, with a heat output of approximately 17 watts per sq ft. *Goodyear Tire and Rubber Company, News Bureau, Akron 16, Ohio*

CIRCLE 313 ON INQUIRY

GAS FIRED BARBECUE

The *Ranchero II* gas-fired barbecue equipped with ceramic briquets will radiate an even heat and make outdoor cooking cleaner and easier to regulate. Large enough to take sizeable portions of meat and equipped with a chicken potato rack, the unit enables a complete



CAPTURES THE IMAGINATION OF EVERY HOUSEWIFE!

A few years from now, the house without central vacuuming will become as obsolescent as today's home without central air conditioning! That's why you should include MagiVac in your plans now to safeguard the present and future value of your homes! A miracle of convenience, MagiVac makes ordinary cleaning methods obsolete... eliminates bulky equipment and tangling cords. Unlike standard dust-bag cleaners, MagiVac sends allergy-irritating dust out of the house... out of the air you breathe! So powerful, it outcleaned the two most commonly used commercial rug cleaning units in recent tests by the National Institute of Rug Cleaners.* Remotely located power unit with twin motors in series delivers amazing 120" water lift with "noiseless" operation. Exclusive Cyclonic Action traps over 99% of dust and dirt in big receptacle that requires emptying only a few times a year. Installation is simple and surprisingly inexpensive. Power unit is guaranteed 12 full months by the John E. Mitchell Company, manufacturer of fine machinery since 1905.

*Details of test available on request.

Sign, attach to your letterhead (or postcard bearing your name and address) and mail today!

John E. Mitchell Company/MagiVac Division

3800 COMMERCE • DALLAS, TEXAS

Gentlemen: Please rush free literature on the MagiVac central cleaning system.

Signed: _____

For more data, circle 55 on Inquiry Card



meal for the family to be cooked in a single shift. The burner is made of cast iron and the rest of the unit is rust proof aluminum. A rotisserie kit with roasting spit and meat holders is also available. *O'Keefe & Merritt Company, 3700 Olympic Blvd., Los Angeles, 90023*

CIRCLE 314 ON INQUIRY

CIRCULAR SHOWER UNIT

Circular shower stalls manufactured from a combination of crushed polyester resins and reinforcing materials are said to have the advantage of being light weight with considerable strength. The units are easy to install and require less space than similar square built-in units. *The Swan Corporation, 721 Olive St., St. Louis, Mo.*


CIRCLE 315 ON INQUIRY
more products on page

Are you going to let plain old dirt spoil the appeal of your next job?

You put your heart into creating a home or building your clients will enjoy and be comfortable in. Then airborne particles such as soot, smoke, dust and pollen do their dirty work on walls, draperies, curtains, furniture... not to mention the discomfort they can cause allergy sufferers. This does little to increase client satisfaction.

The problem: There may be 100 to 500 million particles in every cubic foot of city air. Ordinary mechanical furnace filters are only about 5% to 8%* efficient. Generally they catch only some of the larger particles that measure five microns or more.

The solution: The Honeywell Electronic Air Cleaner is a two stage electrostatic precipitator that removes up to 95%* of all airborne dust and pollen that passes through it. By ac-



Typical example of the dirt removed from household air by Honeywell's Electronic Air Cleaner. Actual dirt sample furnished on request.

ference. They will breathe cleaner, fresher air. Their homes or businesses will look better. They'll save on cleaning bills.

FHA Approved: The Honeywell Electronic Air Cleaner is approved for government and conventional financing. It is easily installed in the duct work of a new or existing forced air system. There's also a handsome Living Area Control Panel that offers a convenient check of the cleaner's performance.





tual test it traps particles as small as three hundredths of a micron (particles so tiny it would take about 7,000 of them to stretch across this \odot dot). Tobacco smoke particles fall in this particular class.

Your clients will notice the dif-

Send for product literature: It will help you advise your clients on the latest trend in new home and light commercial construction — Honeywell Electronic Air Cleaning.

*As measured by the National Bureau of Standards Dust Spot Method.

Five models available from portable to central systems.



38 portable electronic air cleaner. 75-CFM cleans area up to 300 sq. ft.

F40 Console unit. Available in 175-CFM or 325-CFM. Cleans area up to 600 sq. ft.

Y492 "whole house" models up to 2,200-CFM. 100,000 to 220,000 BTU's, 2½-5½ ton capacity.

Y449 residential-small commercial models. Up to 4000 CFM, 280,000 to 400,000 BTU's, 7-10 ton capacity.

Y456A residential-small commercial models. "In Place" wash. Up to 4,000 CFM, 200,000 to 400,000 BTU's, 5-10 ton capacity.

**Honeywell, Dept. RH5-431
Minneapolis, Minnesota 55408**

- Please send me product literature.
 Please have your representative call.


Name _____

Address _____

City _____ State _____ Zip _____

Honeywell

For more data, circle 56 on Inquiry Card




NEW DESIGN FREEDOM
IN THE
Open World
OF L-O-F GLASS

Roman splendor on a small lot! The Thermopane® Atrium House

The Romans had a wonderful way of life. And a great design idea. Put a sun-filled courtyard right smack in the middle of the house — where it could be enjoyed in complete privacy. They even had a word for it. "Atrium." The only thing they seldom had was cold weather.


You can improve on their design.



Atrium enclosed with *Thermopane* insulating glass in Andersen gliding doors and fixed window walls.

add walls and sliding glass doors
 d with *Thermopane* insulating
 to all the rooms around the
 n. If you want to make the most
 small lot . . . so the people you're
 ing or building for can look in at
 e instead of out at the neighbors
 re them a *Thermopane* Atrium
 . You could wind up a hero.

Thermopane and only *Thermopane*
 is backed by 25 years of research and
 production skill. And it's signed for
 your protection. Available with clear
Parallel-O-Plate® glass or with Heat
 Absorbing, *Parallel-O-Grey*® and
Parallel-O-Bronze® plate glass for sun
 control. Libbey-Owens-Ford Glass
 Company, Toledo, Ohio.




and only L·O·F* makes
 *in the U.S.A.

Thermopane®
 INSULATING GLASS

For more data, circle 57 on Inquiry Card

continued from page 160


WILL YOUR NEW HOME BE
LIGHTNING PRONE* or LIGHTNING SAFE?



Why Worry
through the
next 1,000
thunderstorms?

*Modern homes ARE more lightning prone. Lightning causes 37% of fires in outlying areas . . . up to 60% of loss claims . . . \$100 of every \$500 of loss. 26.8% of lightning deaths and injuries occur in the home!

**SAFEGUARD
YOUR FAMILY
WITH A
BUILT-IN
LIGHTNING
PROTECTION
SYSTEM.**



Cost Only pennies per electrical storm, a modest price to pay for peace of mind.

Architects: Get design assistance and literature for specifying.
Builders: Ask for information on promoting LIGHTNING-SAFE HOMES.

**LIGHTNING PROTECTION INSTITUTE / 2 N. RIVERSIDE PLAZA
CHICAGO, ILLINOIS 60606**

For more data, circle 58 on Inquiry Card

**HARDWOOD WALL WITH
CONCEALED CLOSET DOORS**

Rooms paneled with a new type of hardwood plywood can incorporate fold-down closet doors which exactly match the walls. The illustration shows hardwood plywood of pecan, inlaid with strip of walnut every 16 in. to give a planed effect. Suitable for residential as well



commercial use, the closet doors are made by cutting 4 ft by 8 ft sheet of decorative paneling on the 16 in. grooves, and backing these with other thickness of plywood. *Geopac Corporation, P.O. Box 311, Astoria, Ore. 97207.*

CIRCLE 316 ON INQUIRY CARD

NEW RESILIENT FLOORING

Selbaflor, a new development in resilient flooring, consists of scientifically prepared plastic decorator flakes and a liquid resin-matrix glaze. The resin-matrix is a polyurethane liquid poured on and treated to give a tough, resilient, seamless surface. *Selbaflor*, laid in a thickness of between 1/16 in. and 1/8 in. is said to give a long-lasting surface which is non-slip and has a 100 percent recovery factor even after punishment by spiked heels or furniture and equipment casters. A special cushioning underlayment can be laid under *Selbaflor* to increase resiliency if desired. *Selby, Batterman Company, 5220 Whitby Ave., Philadelphia, Pa.*

CIRCLE 317 ON INQUIRY CARD

HARD WEARING CARPET FOR HOME AND OFFICE

Gropoint Executive is a new all-wool loop pile carpet, which is said to be hard wearing and suitable for heavy use in home or office. Eleven shades are available including browns, greens and gold. *Bigelow-Sanford Carpet Co., 140 Madison Ave., New York 16, N.Y.*

CIRCLE 318 ON INQUIRY CARD

more products on page 164



BRIGHT SPOT

Filuma doors blend with all building materials — any architectural design . . . plan a gay, bright garage in your next home with the Frantz Filuma fiberglass/aluminum garage door. Translucent fiberglass panels (white, tan, green or coral) brighten every corner of the garage with natural light . . . adds extra living space. Never needs paint . . . just hose it off to keep it new. Light in weight, too. Special zinc-plated hardware won't rust. Protected under Patent Nos. 194094, 3104699. Available nationally through lumber dealers. Send for color brochure.

FRANTZ MANUFACTURING COMPANY

Department 24 • Sterling, Illinois
The Nation's Foremost Manufacturer of Fiberglass/Aluminum Garage Doors.

For more data, circle 59 on Inquiry Card

For more data, circle 60 on Inquiry Card

Easiest ceiling of all to install!



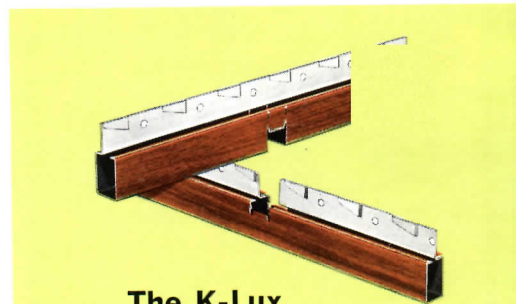
Timberline by K-Lux

Put up a Timberline suspended ceiling, and you've created a friendly room. Warm and inviting, with the robust look of open beam wood grain design.

Want a dramatic luminous ceiling? Just add K-Lux translucent panels, with the lighting concealed above. For either luminous or non-luminous applications, there's a choice of stylish lay-in panels. The cost is modest.

And the ceiling is permanent. The rich wood grain finish is bonded to steel beams. The color blends beautifully with all kinds of surroundings. Traditional or contemporary. Light or dark.

Timberline is truly the easiest ceiling of all to install. No small parts. No fastening to the wall. Available everywhere from leading builders' supply companies. Send now for descriptive literature.



The K-Lux Snap-Lock Beam System.

You can install it with as little as 1" of ceiling clearance. The illustration also shows the tabs that may be bent out to hold panels in place. The ceiling consists entirely of only three types of parts: 9' or 12' beams, three-foot square panels, and a wall angle that requires no fastening to the wall.



Patio and Entrance Screens / Window Walls / Fences / Wind Breaks / Store Displays


The charm of decorative glass at a fraction of the cost.

K-Lux Architectural and Decorator Panels—K-Lux brings you bold and hallowed patterns, richly embossed in permanent plastic. They'll give you lovely decorative effects, without high costs.

You can use K-Lux panels wherever glass goes, and in many surprising places where glass *can't* go. They're much lighter in weight. And they'll withstand impact many times the shattering point of glass. The panels can be easily cut to any shape and installed by ordinary, everyday construction methods.


Use indoors or outdoors. In shutters, dividers, privacy screens and luminous walls. In entrance foyers, doors, window panes and dozens of other places.

Let your imagination roam free among the many K-Lux patterns and colors. Send for our brochure today.



Cabinet Inserts / Folding Screens / Partitions / Luminous Ceilings / Skylights / Soffits / Bar Trim





Distributor:

JET 360 MEANS LESS INVENTORY

Stock only the basic hood and a choice of separately packaged Decor Panels

Fasco's design engineers have solved your range hood inventory problem. With just one basic Jet 360 hood and a choice of separately packaged Decor Panels, you can fill your customer's color requirements with minimum investment. Fasco offers a choice of contemporary or traditional front panel stylings.

Mr. Builder:

MATCH ANY KITCHEN DECOR

AFTER range hood is installed

The Jet 360, while a custom unit, is compact and can be installed by one man at anytime during house construction, ready to operate. Mrs. Housewife can decide on her kitchen decor and colors at the very last moment, and you can match them perfectly. The hood is installed . . . all that remains is to slip the correct color Decor Panel in place.


ALL THESE OTHER DISTINCTIVE SELLING FEATURES



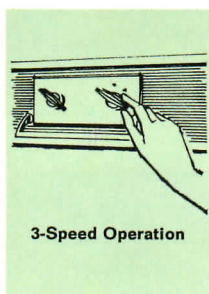
Full-Out for Clean Exhaust



Flush Mounted with Cabinets



Two Front Panels Styles—Contemporary and Traditional



3-Speed Operation



Easy One-Man Installation Pre-Wired Circuits



New Demonstration Display Available

Features: Easy to Clean • Removable Aluminum Filter • Horizontal or Vertical Venting • Fasco 10" Impeller • Twin Lighting

ORDER NOW AND CASH IN ON THIS BRAND NEW RANGE HOOD DESIGN!



FASCO INDUSTRIES, INC.
 AUGUSTA AT UNION • ROCHESTER, N. Y. 14602




Product Reports

continued from page 170

COMPACT BATH TUB

Designed especially for use in smaller second bathrooms, the *Restal* receptor tub has been restyled to include a number of new features. The bathing well of this enameled, cast iron tub extends the full width in front and full depth opposite the faucet wall. It then curves diagonally to the faucet area, creating a corner seat and showering footrest, and continues in a straight line to the front



rim. The bathing area is full size for children and comfortable for adults. The bath is also particularly suitable for


the elderly because of the low 12 in. sides, and comfortable back and foot support. *American Standard, Plumbing & Heating Division, 40 West 40th St., New York 18, N.Y.*

CIRCLE 322 ON INQUIRY CARD

STAINLESS STEEL SINK WITH LIGHTING PANEL

A new stainless steel sink with the *Consolette* lighting panel provides the housewife with light where she most needs it and eliminates the need for overhead lighting in the sink area. The *Consolette* sink, in a 33 in. by 22 in. double compartment size, and 25 in. by 22 in. single compartment model, has a built-in spray faucet, which enables full water flow to be changed to rinsing spray with a quick flick of the finger. *Elkay Manufacturing Company, 2700 South 17th Ave., Broadview, Ill.*

CIRCLE 323 ON INQUIRY CARD



LEATHER WALL TILES

A new effect in architectural wall has been introduced with the *Ad* range of tiles, consisting of natural g leather laminated to a warp-free b and die-cut for exact size and thickr Available in a range of 18 colors, tiles are manufactured in 12 in. and 6 squares. *American Architectural Products, 250 Passaic St., Newark, N.J.*

CIRCLE 324 ON INQUIRY CARD

more products on page

Better Showers Are Built With A . . .

Compotite® Foundation

Shower baths now come in many forms . . .

A mosaic tiled stall, a sunken tiled tub, or a Hawaiian type with garden backwall. These better designs have one thing in common . . . they feature the beauty and versatility of ceramic tile, stone, marble, or similar basic earth elements.

It has been Compotite's goal to help bring the price of job-site-constructed shower installations down to a reasonable and attractive figure comparable to "ready-built" units. We do this by providing the essential underlying waterproofing membrane at a cost measured in dollars (40c per sq. ft. plus installation) instead of in fifties or hundreds of dollars.

In most cases where ceramic tile is to be a feature of the bath, the economy of Compotite waterproofing will result in a desirable fully tiled shower area at no more than the expense of a tub or open-base receptor.

Compotite
Shower Pan


P.O. Box 26188, Los Angeles, Calif. 90026
Phone: 483-2444
Warehouse Mail Address:
P.O. Box 26, Rouse Sta., Covington, Ky. 41011

For more data, circle 65 on Inquiry Card

Here's how G-E Central Air Conditioners solved the problem of even cooling in the multi-room apartments of Robert Schmertz



"Our apartments, which range up to 1,000 sq. ft. and have as many as four rooms, are laid out so that we prefer 1½- and 2-ton G-E Central Systems to give us even distribution of cooling through ductwork at a low operating cost," says Bob Schmertz of Leisure Village, Lakewood, N. J.



"Because some folks feel the heat more than others, they appreciate the fact that with individual central systems, each apartment has its own separate climate control.

"Of course," Mr. Schmertz says, "we chose G.E. in the first place because we know G.E. makes the most reliable products. And with G.E.'s top engineering design, we can count on the most dependable equipment. We're selling well, thanks in great part to G.E."

Quiet, low-cost G-E Zonline Air Conditioners solved Ben Cogen's Sherwood Park Apartments cooling problems



"G-E Zonline through-the-wall air conditioners are amazingly quiet, and their low-installation costs fit our needs perfectly," says Ben Cogen, owner of handsome, new low-rise apartments in Lima, Ohio. "Zonelines are attractive, too, both on the exterior and the interior."



"Our apartments are laid out so that a single G-E Zonline can air condition our three-room suites, and two G-E through-the-wall units take care of our larger four-room apartments. Each tenant can control the temperature in his own apartment. If repairs are needed, it requires shutting down just one unit, and it slides out of its through-the-wall case in seconds. Actually, we're so satisfied with G-E Zonelines, we're putting 40 more in our new apartments."

There's a General Electric air conditioning system that's right for your installation. Get full details from your G-E representative or write Air Conditioning Department, General Electric, Appliance Park, Louisville, Kentucky.

GENERAL  ELECTRIC

For more data, circle 72 on Inquiry Card

Specify glass that


In convenience and economy



PPG Twindow® Insulating Glass gives all the advantages of storm windows without the bother. Wood windows glazed with PPG Twindow® keep rooms warmer in the winter, cooler in the summer. They reduce down drafts—give owners more livable space. They reduce fogging and frosting. Noise is cut down. And they keep heat bills down without the need to put up, take down and wash storm windows.

makes a difference:

In safety



PPG Herculite® K Tempered Safety Glass is the glass to use in patio doors and wherever glass might get broken. It's many times stronger than ordinary glass. And if it does break, it breaks into small round pieces that don't cut. Specify it for shower doors, storm doors, patio doors. For full details on Twindow® and Herculite® write: Pittsburgh Plate Glass Company, One Gateway Center, Pittsburgh, Pennsylvania 15222.

PPG makes the glass that makes the difference



For more data, circle 73 on Inquiry Card

Are you choosing windows that give your clients **THE MOST** for their money?

With DeVAC THERMO-BARRIER WINDOWS your clients benefit from practical advantages that mean in-pocket savings. Their initial investment in heating and cooling equipment is less. Their savings on fuel costs will continue year after year.



THIS KIT CAN HELP YOU CALCULATE THE SAVINGS

The kit contains:

- Savings estimate cards
- Heating and cooling requirement factors
- Calculations to back these up

Here is an example of how this kit recently was used. In a college dormitory with 23,100 square feet of window opening, the savings of DeVac double-glazed windows versus single glazed were estimated to be \$14,230 in initial heating equipment, \$34,650 in air conditioning equipment . . . plus a year-after-year savings of thousands of dollars in heating and cooling costs.

Write for your free kit today.

We'll be glad to send you a copy of an independent analysis of field tests comparing DeVac Thermo-Barrier double glazing with single glazing and with twin-pane type of double glazing.

See our catalog in Sweet's.



Windows Without Equal

DeVAC, Inc. 10074 Highway 55
Minneapolis, Minn. 55427

Please send me

- DeVac Savings Analysis Kit
 N.Y. State Research Study

Name _____

Address _____

City _____ State _____

For more data, circle 74 on Inquiry Card

Product Reports

continued from page 174

PRE-HUNG DOOR HAS FOAMED PLASTIC CORE

The *LaPorte* series of flush doors features a new type of bonded construction through which basic elements of the door are interlocked and permanently wedged by internal expansion of the highly adhesive foam urethane core. Typical finishes include embossed and




colored anodized aluminum as well as textured and wood grained vinyls laminated to steel. The door is pre-hung in either a unit frame or a two-part frame of anodized extruded aluminum. *Amar-lite Division, Anaconda Aluminum Company, P.O. Box 1719, Atlanta, Ga.*

CIRCLE 325 ON INQUIRY CARD

BUILT-IN REFRIGERATOR—FREEZER

The *Model 145 BIRF* deluxe, built-in refrigerator has a 12 cu ft refrigerator compartment, and a 7.7 cu ft freezer. The refrigerator and freezer both feature automatic defrosting from a defrost evaporator located in the freezer compartment and ducted through to the refrigerator section. Refrigerator temperature is controlled by a modulating mechanical damper control. The deluxe model also features an automatic icemaker and swing-out storage basket in the freezer section. The model is completely self-venting. No special cabinet is required to house the equipment. *Sub Zero Freezer Company, Inc., P.O. Box 4130, Madison, Wis. 53711*

CIRCLE 326 ON INQUIRY CARD




TRACERBAC


This unique feature of new Kennatrack door hardware catalogs was designed for direct tracing. Pull-out section has all details, drawings and dimensions on all hardware lines, side by side for comparison. No guesswork. No errors. Bring your files up-to-date. Send for these four new catalogs now—the most comprehensive, easy-to-follow in the industry.




POCKET DOOR HARDWARE



FOLDING DOOR HARDWARE



BY-PASSING DOOR HARDWARE



FOLDING K-DOOR UNITS

KENNATRACK
Kennatrack Division
Ekco Building Products
EKCO
1250 Bedford Ave., S.
Canton, Ohio 44710

For more data, circle 75 on Inquiry Card



Architects:
Meathe, Kessler and
Associates, Inc.
Grosse Pointe, Michigan

Mechanical Contractors:
Carl Bartone & Sons
Grosse Pointe Farms, Michigan

**STYLED FOR BEAUTY...EQUIPPED FOR COMFORT...
THIS "RECORD HOUSE" IS *Hydro-Flo* HEATED**



Among the houses receiving Architectural Record's annual "Award of Excellence for House Design" is this residence conceived by Meathe, Kessler and Associates, Inc. The selection of B&G *Hydro-Flo* products for the forced hot water heating system of the house provides comfort equipment known for quality and performance.

The B&G *Hydro-Flo* System clearly demonstrates the benefits of water as a heating medium. The heat supply is automatically and closely modulated to maintain constant comfort, no matter how the weather changes. No sharp variations in room temperature... no drafts... no overheating discomfort and fuel waste, especially in spring and fall when only a little heat is needed. Snow melting panels and zoning are optional features.

B&G Booster pumps, for circulating the system, have for years given proof of complete dependability. They are specifically designed to meet the exacting requirements of forced hot water heating systems... *quiet and long-lived!*


Address literature requests to ITT Bell & Gossett Hydronics, *division of International Telephone and Telegraph Corporation*, Morton Grove, Illinois, Dept. IM-32-2.




The B&G Booster... key unit of a B&G *Hydro-Flo* Forced Hot Water Heating System

BELL & GOSSETT ITT
A MEMBER OF THE HEATING AND AIR CONDITIONING GROUP

For more data, circle 76 on Inquiry Card



Over the years, "Record Houses" architects have selected G-E kitchen appliances more than 2 to 1 over the next leading brand.



This luxurious kitchen by General Electric spotlights the imaginative, ultramodern design that makes G-E kitchen appliances such overwhelming favorites with the men who design houses and the women who live in them.

Record Houses" was first issued, hundreds of spectacular new designs have been featured in this edition of Architectural Record.

In the same period, 501 kitchen appliances have been specified by architects. General Electric appliances have been specified 201 times. The next leading brand was specified 88 times. The items selected included G-E refrigerators, food freezers,

dishwashers, ranges, food waste Disposall® units, thru-the-wall air conditioners, laundry equipment including both washers and dryers, and home intercom systems.

Certainly the advanced design of G-E products justifies this preference. So, too, does the continuous addition of new work-saver features to these appliances and G.E.'s great reputation for quality and dependability.

Also of great importance to architects is G.E.'s readiness to work with them in all areas of kitchen design, from planning a general layout to selecting exactly the right appliance for a particular kitchen.

If you haven't yet taken advantage of this extraordinary G-E service, don't hesitate to do so. Your local General Electric distributor is not only waiting but anxious to help you.

GENERAL  ELECTRIC

For more data, circle 77 on Inquiry Card

New Literature for Home-Planning

For more information circle the key numbers of the literature you want (see number below each literature item) on Inquiry Card, pages 167-168

SAUNA

A well-illustrated fold-out, drawn up by this company which manufactures heating elements for the dry-heat baths, provides basic plans and specifications for do-it-yourself installation. Sketches show six possible types and sizes of sauna units for the home. *General Electric Company, 1 Progress Rd., Shelbyville, Ind.**

CIRCLE 400 ON INQUIRY CARD

CERAMIC TILE

A new color catalog illustrates 64 different tiles and 87 patterns available on open stock in the *Romany-Spartan* series. Floor, wall and counter tiles are coordinated with the fixture colors of leading manufacturers. *United States Ceramic Tile Company, 217 Fourth St., N.E., Canton, Ohio**

CIRCLE 401 ON INQUIRY CARD

AIR CONDITIONING

Room air conditioning units in three different capacity ranges are shown in a six-page folder, which includes specifications for each unit. *York Corporation, York, Pa.**

CIRCLE 402 ON INQUIRY CARD

RESIN-SET QUARTZ PANELS

A 4-page folder (AIA 8-C) illustrates a new building material, natural crushed quartz set in clear or colored poly resin. Characteristics of "Royce Rock" are given, along a list of possible uses: counter tops, wall facing, etc. *St. Wall Manufacturing Company, Inc., Murphy, N.C.*

CIRCLE 403 ON INQUIRY CARD

IRON HARDWARE

A 16-page catalog No. 14A, (AIA 27B) is now available door latches, hinges, locks and brackets in forged iron. Cabinet hardware and mailboxes are also shown. Each item is illustrated, and specifications are given. *McKinney Sales Company, Scranton, Penn.*

CIRCLE 405 ON INQUIRY CARD

FABRIC WALL COVERINGS

An 8-page folder contains actual samples of wall fabric "locked" in vinyl plastic (AIA 28-C). Linen, rush cloth and jute fabrics are shown, as well as a botanical series. *Polyplastic United Inc., Union, N.J.*


CIRCLE 406 ON INQUIRY CARD

LAVATORY COLORS

Five new "Accent" colors for basins, shown in actual bathroom settings and coordinated with the manufacturer's standard fixture colors, are shown in an 8-page booklet. *Kohler Company, Kohler, Wis.**

CIRCLE 407 ON INQUIRY CARD

*Additional product information in *Sweet's Architectural Furniture* more literature on page




*1963 AMERICAN IRON & STEEL INSTITUTE DESIGN AWARD

disappearing act . . .

the hugh acton folding pedestal table

The trick is in the mirror chrome steel self-leveling base. Just give it a turn, flip the top, grab the handle and store.

Available in conference sizes, round and rectangular. Write for the free Hugh Acton 1965 catalog. Hugh Acton, 58 Brookside Drive, Birmingham, Michigan. **hugh acton**



Moist O'Matic system shown here costs \$189.95, covers up to 85' x 100' of lawn

Completely automatic underground sprinkler system for as little as \$100

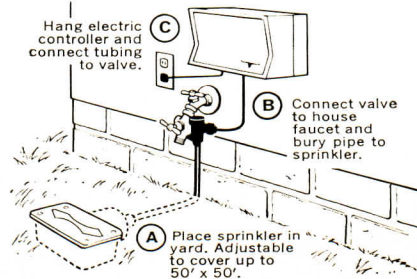


What a sales tool!

Here's the first automatic underground sprinkler system available at low cost. Called Moist O'Matic and developed by Toro, it sells for one-third the price of many ordinary systems, offers advantages found only in systems that are prohibitively expensive.

Building block construction. You can install a Moist O' Matic system to sprinkle any size area from just part of the lawn to everything that grows. Each wave sprinkler covers up to 50' x 50'. The pop up sprinklers handle those smaller, hard-to-water areas. You can buy complete kits for specific areas, add-on kits, individual components.

Quick, low-cost installation. Your own crew can install a system covering 50' x 50' (see below) in two man



\$100 Moist O'Matic system installs in two man hours. Sprinkles up to 50' x 50' area. Additional sprinklers can be operated from electric control center for greater coverage.

hours, the system shown above in less than eight man hours. No special plumbing or electrical work required.

Fully automatic. The electric control center works like a clock radio. It turns sprinklers on and off at times selected even when nobody's home. System can be operated manually for model home demonstrations.

Get more facts. If you're looking for a new, low-cost sales tool with a high dollar image, investigate Moist O' Matic. Contact your Toro Distributor. He's listed in the *Yellow Pages* under "Sprinkler Systems." Or write direct to Toro, 8111 Lyndale Ave. South, Minneapolis, Minn. 55460.

TORO

Moist O' Matic® Lawn Sprinkler System

8111 LYNDALE AVENUE SOUTH, MINNEAPOLIS, MINNESOTA 55460

Famous for power mowers for over 50 years.


PATENTS APPLIED FOR

For more data, circle 78 on Inquiry Card

For more data, circle 79 on Inquiry Card

And now American-Standard brings you

The quietest toilet you never for the most luxurious bathrooms you'll ever design



heard

Wouldn't you welcome a toilet that flushes in a whisper, never needs handle jiggling, won't overflow and ventilates itself (yes, ventilates self) every time it's used?

Here it is! A quick look will tell you this American-Standard Luxor* is totally different. The tank is tucked down low, almost out of sight. Flush the new Luxor and you can hardly hear your ears, it's so quiet. Bowl and tank are one piece of fine vitreous china, so easy to clean. But this unique toilet promises more. The optional Vent-Away* toilet ventilator is built into the Luxor. At a touch of the flushing handle it whisks toilet odors down the drain

before they become bathroom odors. The Vent-Away is fast and thorough, with no mechanical parts to install, adjust or service.

This is the finest, most luxurious toilet available at any price. It is worthy of the most sumptuous bathrooms you design. For more information see your American-Standard representative or write American-Standard, Plumbing and Heating Division, 40 West 40th Street, New York, N.Y. 10018.

AMERICAN-STANDARD CORP.

AMERICAN-STANDARD



For more data, circle 80 on Inquiry Card

New Literature

continued from page 182

LIGHTING

A full-color, 104-page booklet (AIA 31-F-2) is now available, containing 754 different lamps and accessories. Special purpose models—heat lamps, light-ventilator units, illuminated ceilings—are included, as well as specifications and dimensions for all styles. *Residential Lighting Division, Thomas Industries Inc., 207 East Broadway, Louisville, Ky.**

CIRCLE 408 ON INQUIRY CARD

ACRYLIC PLASTIC

A series of "Plexiglas Homeowner Booklets" present various possible uses of acrylic plastic in the home. Basic specifications and installation requirements are given for room dividers, ceilings, sliding doors, etc. *Rohm & Haas, Philadelphia, Pa.**

CIRCLE 409 ON INQUIRY CARD

CERAMIC TILE

Illustrated in full color, this brochure presents 6 different types of tile in room settings. Available for ten cents from *Dept. AO-102, American Olean Tile Company, Lansdale, Pa.**

CIRCLE 410 ON INQUIRY CARD

SWIMMING POOL HEATER

An 8-page brochure gives detailed information about pool heating units, and includes a table for computing the size installation needed for pools of different capacities. *Raypac Company Inc., 2430 Chico Ave., El Monte, Cal.*

CIRCLE 411 ON INQUIRY CARD

RADIO-INTERCOM SYSTEM

A 6-page foldout (AIA 31-i-6) gives specifications of the types of inter-room communication: AM/FM, AM/FM transistor, and an AM radio-intercom. *Miami-Carey Division, Philip Carey Mfg. Company, Cincinnati, Ohio.**

CIRCLE 412 ON INQUIRY CARD

VINYL WALLCOVERING

A 6-page foldout illustrates 15 "handprints" available on 60 basic patterns of vinyl wallcoverings. Special charges for custom designed patterns are included. *L. E. Carpenter Company Inc., Empire State Building, New York, N.Y.**

CIRCLE 413 ON INQUIRY CARD

DOORS AND WINDOWS

Full color folders illustrate wood doors and windows with glass panes and mullions which can be removed for easy cleaning or painting. Installation details are included in the folders, available from the *Wabash Screen Door Company, 111 Florida St., Memphis, Tenn.*

CIRCLE 414 ON INQUIRY CARD

ATTIC FANS

Ventilation principles and how to select the correct size and type of fan are explained in a new booklet. Several systems and methods of installation are pictured, and fans, shutters, and accessories are also included. *The Lau Blower Company, 2027 Home Ave., Dayton, Ohio*

CIRCLE 415 ON INQUIRY CARD

*Additional product information in
Sweet's Architectural File

more literature on page

THE "RECORD" OVER 10 YEARS...

Cabot's STAINS

specified by

33%


of the Award-Winning

Architects for

"RECORD HOUSES"

71 OUT OF 215

from 1956 to 1965



Home in Del Mar, Cal.; Architects: Frederick Liebhardt & Eugene Weston III, La Jolla, Cal. Cabot's Stains on Exterior and Interior


For a full decade, Samuel Cabot Inc. has led all other paint and stain manufacturers in specifications for "Record Houses." This remarkable record of consistency reflects the confidence of the nation's leading architects in the quality of Cabot products. For client satisfaction, specify Cabot's Paints and Stains.

For architectural specifications on Cabot's Paints & Stains, write to:

SAMUEL CABOT INC. 529 S. Terminal Trust Bldg., Boston, 10, Mass.

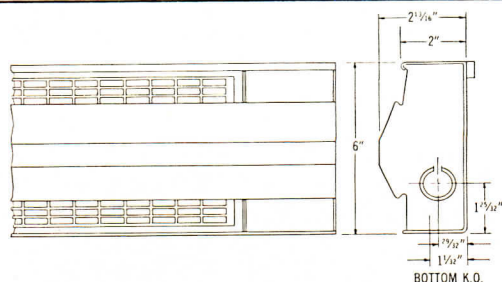
For more data, circle 81 on Inquiry Card

CHROMALOX ELECTRIC HEATERS GIVE HOMEOWNERS THE "MOST WANTED" FEATURES



Chromalox baseboard heaters for new homes and add-ons

Whether you are installing Chromalox Electric Baseboard Heating Units in new homes or for modernization and add-ons, you'll find them easy and quick to install. Units are low in cost, can be tailored to meet the specific heat requirements of any home or room. Chromalox Baseboard Heaters give draft-free heat that can be thermostatically controlled room-by-room.



Slim, trim Chromalox Baseboards come in three and four-foot lengths . . . can be installed in combination for any wall section. Units may be screwed to the mounting surface without disassembling. Metal-sheathed Fintube® elements are free-floating for quiet operation. Low surface and wireway temperatures for greater safety. Built to NEMA and UL standards.




CHROMALOX

electric HEATING / COOLING

WR-62DU


For more data, circle 82 on Inquiry Card

Other fine
Chromalox
comfort conditioning
equipment



Chromalox radiant and forced-air heaters

Take your choice—silent fan-driven Chromalox Heaters perfect for add-on or existing rooms; or Radiant Heaters for heating bathrooms, hallways and similar small areas. Units have built-in thermostats for exact temperature control. Easy-to-make electrical connection is all that's needed for each unit.



Chromalox electrend counterflow units

Here are efficient units that take absolutely no floor space, yet can be installed in existing construction or add-on rooms. Units take air from ceiling level, gently draws it across electric heating elements and distributes the re-warmed air at floor level. Each unit is controlled by its own built-in thermostat to give room-by-room comfort. Models available for recessed or surface mounting.

Send coupon for details

EDWIN L. WEIGAND COMPANY
7741 Thomas Blvd., Pittsburgh 8, Pa.

Please send me Bulletin R00103

Name _____

Firm (if any) _____

Address _____

City, Zone, State _____

I am a homeowner I am a contractor
 I am an architect Other _____

Wood windows vs. metal windows: here are the facts.

A metal window frame is cold. Cold to touch. Cold to be near. It's the nature of metal, caused by what heating engineers call excessive thermal conductivity.

Are metal windows really "refrigerators?" Unfortunately, it's true.

Findings listed below show heat loss of various materials 1" thick, 12" square, with only 32 degree difference between inside and outside temperatures:

| | |
|--|----------------------------------|
| HEAT LOSS | Wood.....25 BTU's per hr. |
| | Glass.....186 BTU's per hr. |
| | Steel.....9,984 BTU's per hr. |
| | Aluminum....45,312 BTU's per hr. |
| Source: Heating, Ventilating & Air Conditioning Guide. Chapters 5 and 6—1949. | |

The chart tells the whole sad story. Aluminum conducts heat over 1770 times as fast as wood.¹ Thus a wood window frame is over 1770 times as effective in preventing costly heat losses through radiation as aluminum, the most common type of metal window frame.

1) Heating, Ventilating & Air Conditioning Guide, Chapters 5 and 6—1949.

Take a single-glazed window unit with an 80% glass area. This unit, manufactured from wood, insulates 22% better than when made of aluminum. And when insulated glass is used, that figure soars to 36%!²

Cold metal surfaces, as they conduct heat from a room, also conduct heat from the body, causing chills. In addition, as warm air comes against a cold surface, it cools and drops rapidly to the floor. This creates a cold draft.

In fact, these metal-caused cold drafts can reach velocities of 12 feet per second.³ Pretty windy for a family living room.

Since wood, by its nature, is so superior an insulator against heat radiation, you can expect well-hung quality wood windows to be virtually free of the greater heat loss and chilling drafts caused by metal window units.

Excessive thermal conductivity in metal causes another problem, too. *Condensation.*

To be comfortable, every house should have humidity. (About 30-35% is average.) But when this normal humidity touches a freezing metal window frame, it condenses.

Condensation can build up with amazing rapidity on metal frames... even form ice. And... water drips... all over the sill, the moulding, and the wall. This can be damaging, costly... and infuriating to a housewife whose wallpaper has been ruined. This type of condensation is impossible with quality wood window frames.

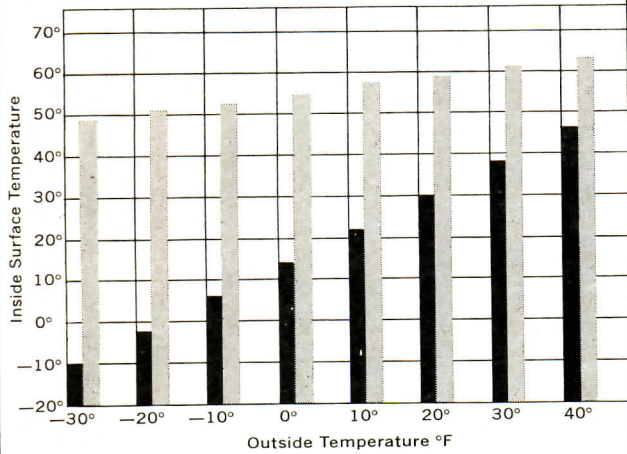
2) Home Planning, Vol. 20, No. 16—1964.

3) Electricity and Building Magazine, Sept., 1964.

Here are the cold hard facts about metal windows.

Inside Surface Temperature of Aluminum and Wood Sash.
Room temperature 70° with wind velocity 15 mph.

■ Metal Sash
■ Wood Sash



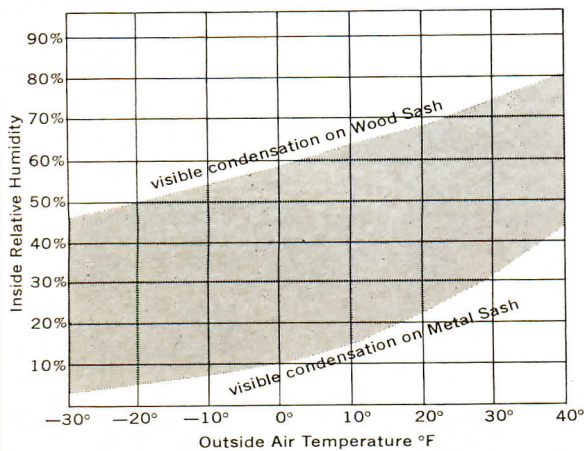
Source: ASHRAE Guide and Data Book 1963, Chapter 23

In summer, heat radiation is still at work—and the metal frames that made rooms colder in winter make rooms hotter in summer.

Of course, air conditioning can keep any house cool—at a price. But here again, the cost of air conditioning a home with metal windows *has* to be higher than a home with ponderosa pine windows if all other factors are equal.

Get the undiluted truth on condensation.

Visible Condensation of Inside Surfaces.
Room temperature 70° with wind velocity 15 mph.



Source: ASHRAE Standard Psychrometric Chart

Wood windows are a matter of good taste, too.

Today's creative architects and builders are constantly searching for new dimensions in home design.

This calls for imagination and insight. It also requires a nearly infinite variety of window styles and designs for them to choose from.

Beautiful ponderosa pine wood windows offer this variety. Stock ponderosa pine windows are readily available in every type, every style and every size imaginable.

Is it any wonder that more architects, more builders and more home buyers are insisting on the natural beauty and practicality of wood windows?

Of course there are still some people who take windows for granted. But you can change all this and profit from it, too. Trouble-free windows make quicker, happier sales.

Just point out that windows are 30 to 70% of the exterior of a home. Explain that choosing the right window is much, much more than a simple matter of cost or practicality. *It's also a matter of good taste.*

And good taste says just one thing: a fine home just has to have wood windows.



Reprints of this message available free upon request.



PONDEROSA PINE WOODWORK

39 South La Salle Street
Chicago, Illinois 60603

For more data, circle 83 on Inquiry Card

New Literature

continued from page 186

LAVATORY CABINETS

Ready-made sink enclosures, faced with formica, are shown in color renderings of 8 different styles. The folder also includes a listing of sales offices. *Formica Corporation, 4614 Spring Grove, Cincinnati, Ohio**

CIRCLE 416 ON INQUIRY CARD

KITCHEN APPLIANCES

Both gas and electric stoves are shown in two 8-page booklets illustrating built-in models. Specifications and cut-out dimensions are given; range hoods and disposal units are pictured. *Vernois Company, 114 West 11th St., Kansas City, Mo.*

CIRCLE 417 ON INQUIRY CARD

PEDESTAL TABLES

A well-illustrated catalog displays chrome base, wood or laminate top tables for office, home or library use. Study carrels and book stands are shown, and price list is included. *Hugh Acton, 588 Brookside, Birmingham, Mich.*

CIRCLE 418 ON INQUIRY CARD

ACRYLIC PAINT ADDITIVE

A 38-page book reviews tests of "Rhoplex" emulsions, designed to improve the durability of paint applied to wood or masonry. The proper ratio of paint to emulsion for each surface is suggested and application methods are described. *Resins Dept., Rohm & Haas Company,* Philadelphia, Pa.*

CIRCLE 419 ON INQUIRY CARD

GAS-FIRED FIREPLACE

A 4-page brochure describes the *Regency* free-standing place, and gives specifications and installation requirements. *The Majestic Company, Inc., Huntington, Ind.*

CIRCLE 420 ON INQUIRY CARD

LIGHTING FIXTURES

A 52-page catalog (AIA No. 31-F-2) is now available. This line of lighting fixtures. Pictured in full color are temporary and traditional chandeliers, wall brackets, other models. A price list is included. *A. W. Pistol, Inc., Drake Ave., New Rochelle, N.Y.**

CIRCLE 421 ON INQUIRY CARD

WOOD DOORS

This 15-page booklet (AIA No. 19-E-1) contains specifications, construction details, and guarantee for the *Roddiss* doors, in addition to models for home installation. *W. Haeuser Company, Box B 271, Tacoma, Wash.**

CIRCLE 422 ON INQUIRY CARD

SECURITY LIGHTING

A 4-page reprint from *Lighting* magazine explains the principle of the photoelectric cell that automatically turns on lights at dusk. The article outlines the security aspects of commercial outdoor lighting, and describes methods of installation. *Lightguard Electronic Manufacturing Company Inc., 1213 E. Houston, Houston, Tex.*

CIRCLE 423 ON INQUIRY CARD

*Additional product information in *Sweet's Architectural File*

PRESTEEL STAIRWAYS BY Woodbridge



Send us your plans or specifications, we will send you a quotation by return mail.

The finest for new homes, or conversions. No welding necessary, one man can erect them. Standardized design makes parts interchangeable. Choice of wood treads, many colored plastic handrails available.

Woodbridge

ECON-SPIRAL

STAIRWAY

Designed to meet the requirements of a low-cost spiral stairway. One man installation. High quality, safety features. Left or right hand ascents. Choice of four diameters. Heights up to 12'0". Only \$22.00 per ft. (height).



WOODBIDGE ORNAMENTAL IRON CO.
2715 N. Clybourn Ave., Chicago, Illinois 60614 WELLINGTON 5-1500

SEE OUR
CATALOG
SWEET'S
OR WRITE FOR

For more data, circle 84 on Inquiry Card

New Literature

continued from page 190

FLOOR MATS

A 3-page folder describes the *Storm King* brush mat that protects heavy-traffic floors and rugs from dirt and moisture damage. *The Slater Company, 300 W. Hubbard St., Chicago, Ill.*

CIRCLE 424 ON INQUIRY CARD

RANGE HOODS

A full-color brochure (AIA 30-D-1) gives specifications for the "*Chuck Wagon*" hood and blower, designed for barbecues and other heavy-duty uses. *Broan Manufacturing Company, Hartford, Wis.*

CIRCLE 425 ON INQUIRY CARD

GRADE-LEVEL WOOD FLOORS

A study at Washington State University, sponsored by the National Lumber Manufacturers Association, explains a method of installing wood floors close to level grade. The 24-page report describes the testing program and gives construction details. *National Lumber Manufacturers Association, Technical Services Div., 1619 Mass. Ave., Washington, D.C.*

CIRCLE 426 ON INQUIRY CARD

BUILT-IN CLEANING SYSTEM

An 8-page brochure presents the *Vacu-Flo* cleaning unit: what it is, full specifications, and the recommended method of installation. The system can be built into old as well as new houses. *H-P Products, Inc., Louisville, Ohio.*

CIRCLE 427 ON INQUIRY CARD

REPAIR COMPOUND CHART

A fold-out suitable for insertion in ring binders gives the manufacturers' recommended uses for 10 repair, adhesive, or sealant compounds. The illustrated chart matches the product to the job: wood, metal, ceramic, canvas, etc. Dept. 133, *Smooth-On Manufacturing Company, Jersey City, N. J.*

CIRCLE 428 ON INQUIRY CARD

BATHROOM CABINETS

Two cabinets with a keyless lock designed to prevent access by children under the age of six are featured in this 1965 catalog (AIA-29). Also included are wall-hung or recessed units, some models with replaceable insert-panels or louver doors. The 24-page brochure is available from the *Grote Manufacturing Company, Madison, Ind.**

CIRCLE 429 ON INQUIRY CARD

ALUMINUM LADDERS

Nine ladders for home and industrial use are pictured in a 4-page folder. Included is a multi-purpose model designed for use on uneven ground or stairs. *Patent Scaffolding Company, 38-21 Twelfth St., Long Island City, N. Y.*

CIRCLE 430 ON INQUIRY CARD

CERAMIC TILE

A 6-page brochure presents the colors available in *Trend Tile*. Full specifications are given in the folder. *Building Products, Interpace, 2901 Los Feliz Blvd., Los Angeles, Calif.**


CIRCLE 431 ON INQUIRY CARD

**Additional product information in Sweet's Architectural File*

more literature on page 194



EPCO offers the Architect and the Builder a greater selection of better designed, better quality hardware for buildings of every type...




25 MAGNETIC CATCHES FOR CABINETS AND DOORS


For the complete line see Sweet's Catalog under Arch. File 19g-En and Light Const. File 7b-En . . . or write directly to:

THE ENGINEERED PRODUCTS CO.
P.O. BOX 108
FLINT, MICHIGAN 48501


TRACKS AND GUIDES FOR 1/8", 3/16", 1/4", 1/2", 5/16" AND 3/4" SLIDING PANEL DOORS



TRACK AND FRAME ASSEMBLIES FOR 1/4" BY-PASSING DOORS



23 PULLS FOR DRAWERS AND DOORS




23 KNOBS FOR DOORS AND DRAWERS

For more data, circle 85 on Inquiry Card

It pays to specify Westinghouse. Nobody else gives you so many ways to solve a problem your way

At Westinghouse, we think an appliance should know its place. And its place is where you want to put it. That's why we make the most versatile line of appliances in the business. So you can specify Westinghouse and get exactly what you want to fit your needs.


Let's begin with refrigerators. If there's a space problem, our 9.1 cu. ft. Westinghouse Model RVF05 is just 24 inches wide. Even with the door open. At the other end of the line is Model RJF41. A big 13.5 cu. ft. Frost-Free refrigerator-freezer.




Model RVF05 Refrigerator

Model RJF41 Refrigerator

In electric ranges, our 21" Model NFE1B is perfect for compact kitchens. It's a complete unit, all the way to the floor. Stylish but inexpensive. On the deluxe side, our 30" Model KEE3B, Terrace Top Range® has double-oven, rotisserie and Roast Guard.




Model NFE1B Slide-in Range




Model KEE3B Continental Double-Oven Range


Dishwashers have become a "must" in modern homes and apartments. Model SUF4D is designed especially for economy installations. Model SUF4A is a 5-cycle dishwasher for luxury housing.



Model SUF4D Economy Dishwasher



Model SUF4A Super Feature Dishwasher




Where laundry equipment is to be installed within an apartment or small building, only Westinghouse has Washery Twins that stack to fit almost anywhere. Your choice of gas or electric dryers. In a central laundry room, Westinghouse coin-operated washers have been proven by years of rugged, dependable service in self-service laundries.

Westinghouse room air conditioners come in a variety of thru-the-wall units. All may be positioned flush with the outside wall for trim good looks. Split System units provide compact central cooling for a house or individual apartment.

Just one call puts you in touch with a complete line of Westinghouse residential products. Appliances, heating & cooling equipment, lighting, wiring, elevators, laundry equipment, even Micarta® plastic surfacing.

Make that call now to the Residential Sales manager at your nearest Westinghouse Major Appliance Distributor. See our new 1965 Residential catalogue, or consult Sweet's Light Construction or Architectural Files.




RAM-8 Laundromat®
Coin-Operated
Automatic Washer

DTF100
Dryer Laundry Twins



Room air conditioner



Split-System Central
Air Conditioning

 You can be sure if it's Westinghouse

For more data, circle 86 on Inquiry Card

New Literature

continued from page 191

AIR CONDITIONING, HEATING

Specifications for more than 100 gas, oil and electric furnaces, space heaters, and room or central air conditioning are given in a 16-page book. Gas and electric water heaters are also included in the fully illustrated pamphlet. *The Coleman Company, Inc., Heating and Air Conditioning Division, Wichita, Kans.*

CIRCLE 432 ON INQUIRY CARD

GLASS

An informative, well-photographed book explains the glass-making process and its history, and presents some new developments, for example, glass that bends and photochromic glass that darkens on exposure to light. *Public Relations Department of the Corning Glass Works, Corning, N. Y.**

CIRCLE 433 ON INQUIRY CARD

WOOD-PRESERVING OVERLAY

A 6-page illustrated booklet describes FORBON, a plastic overlay designed to improve characteristics and uses of low-grade wood. *National Vulcanized Fibre Co., 1065 Beech St., Wilmington, Del.*

CIRCLE 434 ON INQUIRY CARD

KITCHEN VENTILATORS

An 8-page catalog (AIA 30-D-1) gives full specifications and dimensions for stove hoods and kitchen and bath ventilators. *Trade-Wind, 7755 Paramount Place, Pico Rivera, Calif.*

CIRCLE 435 ON INQUIRY CARD

LOUVER WINDOWS

Several styles of awning windows, available in insulating glass, are shown in a fully-illustrated, 32-page catalog. Jalousie, box and removable sash models are included. *Woodco Corporation, North Bergen, N.J.**

CIRCLE 436 ON INQUIRY CARD

WINDOW SHADES

Vinyl-treated pull shades are now available in four different screen-printed patterns, in several color combinations. A folder containing samples of the shade fabric can be obtained from the manufacturer. *Breneman-Hartshorn Inc., 1133 Sycamore St., Cincinnati, Ohio*

CIRCLE 437 ON INQUIRY CARD

WEATHERSTRIPPING

A recently revised booklet, (AIA.35-P-6) explains the different types and applications of weatherstripping, including various methods used for protection from drafts, moisture, noise, light, etc. Written objectively, the 22-page book is compact and well-illustrated. *Pemko Manufacturing Company, Emeryville, Calif.**

CIRCLE 438 ON INQUIRY CARD

GARDEN ACCESSORIES

Aluminum lawn edging, trellises, markers and other equipment are shown in a full-color foldout; Retail prices are included. *Nichols Wire & Aluminum Company, Danveport, Iowa**

CIRCLE 439 ON INQUIRY CARD

*Additional product information in Sweet's Architectural File

more literature on page 1

interior elegance

HINGES ON ... SOSS


Soss Hinges are called "invisible" because when doors are closed, the hinges tuck themselves neatly out of sight. Where doors meet walls, space gaps and doorjamb are eliminated. Flowing, unbroken lines are created that please the eye and add custom richness to the room. Leading architects have been recommending Soss Invisible Hinges for over fifty years because the touch of elegance they add makes buildings and homes so much more "livable".



For full information and prices, write to:
SOSS MANUFACTURING COMPANY
DAR-06 • P.O. Box 39
DETROIT 13, MICHIGAN



For more data, circle 87 on Inquiry Card



tough enough for kid stuff

CHURCH

"the best seat in the house"®

The beautiful styling of Church residential seats is overshadowed only by the customer satisfying service they offer. All models are quality engineered and beefed-up to withstand the toughest conditions. ■ Low cost Church #540 alkyd molded seats inherit ruggedness from a special process which bonds a mixture of choice hardwood fibres with super strength phenolic resins under tremendous pressure. A baked-on melamine finish provides lustrous beauty and high resistance to wear and moisture. ■ Luxurious Church solid plastic seats—from the moderately priced #3 and #37 series to the heavy duty #300—possess extraordinary strength and a jewel-hard surface. A wide selection of molded thru colors are available to match the fixtures of all leading manufacturers. ■ For full information on the complete Church line, see your Church distributor or write for free 24-page catalog #16.



EXCLUSIVE CHURCH "EASY-OFF" HINGE is available on deluxe heavy duty solid plastic seats and the new high-fashion Church #37. It permits removal of seat and cover for thorough cleaning and sanitation. All Church residential seats are fitted with sturdy metal hinges covered with matching colored plastic for added beauty and protection from tarnish and corrosion.


Church seats were specified in 12 of 13 Record Houses of 1964 surveyed.



AMERICAN-Standard
C. F. CHURCH DIVISION

40 West 40th St., New York 18, N.Y.

For more data, circle 88 on Inquiry Card



Tomorrow, scientists may discover the cause of leukemia. But today we need your help.

The American Cancer Society is devoting more research money to leukemia than to any other form of cancer. Many different possibilities are being explored—viruses, anticancer drugs, early diagnosis, immunology, bone marrow transplantation.

Progress is being made. Lives are prolonged by many months, sometimes by years, with drugs and other therapy. The course of leukemia has been slowed and even

temporarily halted by chemicals and blood transfusions.

And today there is *hope*. Many research scientists believe that the next major breakthrough may be against leukemia. But much more could and should be done—now. This will take money—lots of money.

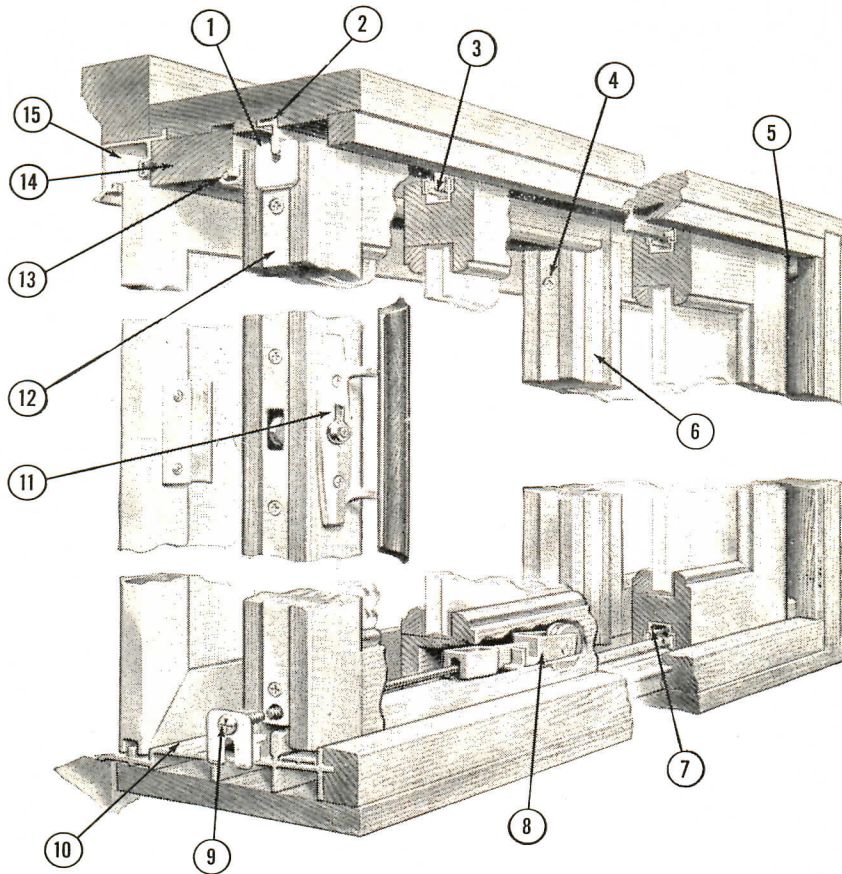
Your dollars will help speed the day of victory. Please give generously. Mail your check to **CANCER**, c/o your local post office.



AMERICAN CANCER SOCIETY

Architects Want the Inside Story

1. Top rail nylon guide (M) panel
2. Head guide rail
3. Top rail channel (M) panel
4. Stile reinforcer (F) panel
5. Rubber bumper
6. Meeting stile interlock (F) panel
7. Bottom rail roller channel (M) panel



8. Roller assembly
9. Roller assembly adjustment screw
10. Sill assembly
11. Latch lock assembly
12. Lock stile reinforcer (M) panel
13. W/S head stop (mitered)
14. Head stop
15. Screen head rail

BUILT BETTER AND SERVICED BETTER BY THESE FRANCHISED R•O•W MANUFACTURERS

Adelman Lumber Co.
13th and Smallman Sts.
Pittsburgh, Pennsylvania 15222

V. E. Anderson Mfg. Co., Inc.
P. O. Box 430, Bradenton, Florida 35505
Galva, Illinois
1407 North Harding, Indianapolis, Ind.
P. O. Box 1250, Owensboro, Ky. 42301

A. A. Kindem and Sons, Inc.
83rd and Grand Avenue South
Minneapolis, Minnesota 55420

Klein Industries, Inc.
P. O. Box 30, Cobleskill, New York

M W Distributors
Rocky Mount, Virginia 24151

Mann Building Products, Inc.
3058 Monroe Street, Toledo, Ohio 43606

Woodco Corporation
224 Walker Street, Lowell, Mass. 08150
North Bergen, New Jersey 07047

Missoula White Pine Sash Co.
P. O. Box 1247, Scott and Stoddard Sts.
Missoula, Montana 59801

Noelke-Lyon Mfg. Co.
North Main Bluff Rd., Burlington, Iowa

Porter-Hadley Company
255 Cottage Grove, S.E.
Grand Rapids, Michigan 49502

R•O•W Window Co.
P. O. Box 1474, 612 Moen Ave.
Joliet, Illinois 60431

Stengel Sash & Door Co.
1901 Ross Avenue
Cincinnati, Ohio 45212

Wisconsin Window Unit Co.
Merrill, Wisconsin 55452

Many wood patio doors look something alike. *Only* the R•O•W IDSUL-DOR has the fifteen features that insure lasting trouble-free performance. That's the INSIDE STORY.



REG. T.M. OF R•O•W WINDOW SALES CO.
FERNDAL, MICH.

For more data, circle 442 on Inquiry Card

New Literature

continued from page 194

TILE INSTALLATION

A 20-page handbook demonstrates, with illustrations, Tile Council-approved methods of applying ceramic tile to interior and exterior surfaces, including refrigerator and steam rooms and swimming pools. Setting and grouting materials are discussed, and the proper applications and cleaning techniques for each given. *Tile Council of America, 800 Second Ave., New York, N.Y.**

CIRCLE 440 ON INQUIRY CARD

AUTOMATIC HUMIDIFIER

The *Humidipack* humidifier, mounted in the supply plenum or trunkline of a forced air heating system, will automatically bring the moisture content of air to a desired level. A four-page folder explains details of the system and also gives data on operation and installation. *Thatcher Furnace Division of Crane Co., Dept. 228P, Center St., Garwood, N.J.*

CIRCLE 441 ON INQUIRY CARD

WOOD WINDOWS

A 4-page brochure with colored illustrations gives details of the company's range of wooden windows and patio doors. Photos show double-hung and casement windows, removable gliders, self-locking awnings and rolling patio doors installed in different types of buildings. Diagrams are included to show installation details. *R.O.W. Window Sales Co., 1465 Academy, Ferndale 20, Mich.**

CIRCLE 442 ON INQUIRY CARD

BARBECUES

Fact-sheets are available detailing dimensions and construction specifications for indoor or outdoor grills. Included are directions for do-it-yourself, and several types of smokerhoods and fireplace accessories. *Superior Fireplace Company, 60 North Point Rd., Baltimore, Md.**

CIRCLE 443 ON INQUIRY CARD

OUTDOOR LIGHTING

Fully illustrated, this 12-page booklet presents outdoor lighting fixtures for both home and commercial use. Featured are units for underwater installation, and a series of new floor lights and brackets. *Stonco Electric Products Company, 33 Monroe Ave., Kenilworth, N.J.**

CIRCLE 444 ON INQUIRY CARD

WOOD DECKS

Photographed in full color, an 8-page booklet presents designs by twelve architects, for outdoor wood decks. Shown in the booklet are several possible locations and uses for decks, expanding the living area of a house. *Western Wood Products Association, Yeon Building, Portland, Ore.*

CIRCLE 445 ON INQUIRY CARD


FREEZERS AND RANGES

Two series of fact sheets (AIA 30-F6, 35-C11) present the 1965 line of *Whirlpool* freezers and gas and electric stoves. The sheets, illustrated in color, also give specifications and warranty details for each model. *RCA-Whirlpool Corporation, Benton Harbor, Mich.**

CIRCLE 446 ON INQUIRY CARD




*Additional product information in *Sweet's Architectural File*

**Everything a door could offer...
PLUS a *15 Year Guarantee!**



RAYLON DOOR by RAYNOR

featuring fiberglass and aluminum sectional construction

-  **LIGHTWEIGHT FOR OPERATING EASE . . . weighs**
1/3 to 1/4 as much as other doors
-  **TRANSLUCENT FIBERGLASS PANELS . . . flood**
the building interior with natural light
-  **MAINTENANCE-FREE . . . aluminum and fiberglass**
panels never require painting —
natural beauty blends with any architecture

RAYNOR MFG. CO.
DIXON, ILLINOIS


*Raylon fiberglass panels are guaranteed for 15 years for color consistency, smart appearance and surface durability.




For more data, circle 89 on Inquiry Card

BLOK-LOK® & THIN-JOINT®


Continuous reinforcement for all masonry walls.

**ECONO-LOK®**


Continuous reinforcing ties for composite masonry walls. B.O.A.C. Appr. 60-1, Dec. 7, 1959.

**SOLID TIES**


For faced masonry walls.

**ECONO CAVITY-LOK®**

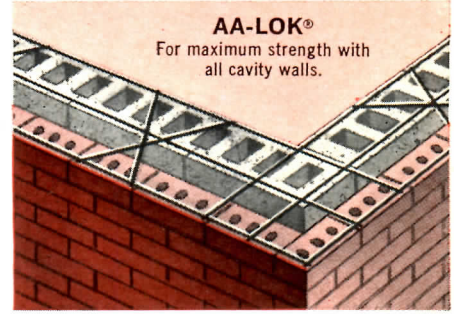
For composite cavity walls.

**CAVITY-LOK®**


For concrete masonry cavity walls.

**AA-LOK®**


For maximum strength with all cavity walls.

**STANDARD INDIVIDUAL TIES**


For cavity and solid walls.

**DOVETAIL FLEX-O-LOK**


For variable vertical anchorage to poured concrete walls and columns.

**ADJUSTABLE TIES**

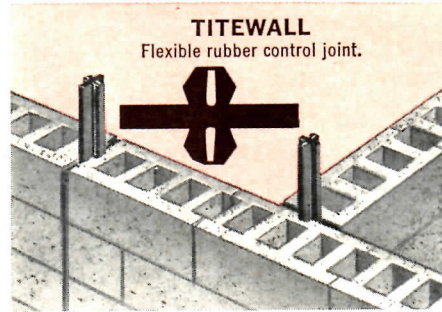
For cavity or veneer walls. For shear resistance fill collar joint with mortar.

**FLEX-O-LOK®**


For anchorage to steel columns or beams.

**TITEWALL**

Flexible rubber control joint.

**NAIL-ON BRICK TIES**

For anchorage to wood or existing masonry walls.



SAVE...with AA reinforcing and wall ties for every application.


- Only AA Wire Products offers a full line of quality masonry wall reinforcing and wall ties engineered specifically for individual applications. No one wire reinforcement can do every job best. Each type of wall construction presents a separate problem. AA Wire Products solve these problems!
- For highest quality continuous masonry reinforcing to fit your requirements—Insist on AA Wire Products.

- AA offers greater savings. Lower material costs by eliminating header courses—up to 1170 face brick eliminated in 1000 sq. ft. 8" wall! Reduced labor costs.
- All AA products are "Flush Welded"—proven strongest!
- Write for AA Catalog featuring sizes and specifications on complete line of

AA "Flush Welded" reinforcing products, flexible anchorage and wall ties.

Send for FREE catalog!

Reference:
 1965 Sweets' File 4h/Aa
 1964 A.I.A. BPR 4.05 A-B
 1965 CE Spec. Data file S-4
 CSI File Div. 4
 A.I.A. File 3M-5F



AA WIRE PRODUCTS COMPANY

714 EAST 61ST STREET • CHICAGO, ILLINOIS 60637 • (312) 643-8203
 MANUFACTURED IN CHICAGO, ILLINOIS • DALLAS, TEXAS • TORONTO, CANADA

For more data, circle 90 on Inquiry Card





Builders: this is one of the few products you won't

Everything else—from foundation to chimney—is just an arm's length away the minute you need it. Take flooring, for example. Twenty-three different flooring manufacturers keep their catalogs right at your fingertips...in Sweet's. Door manufacturers: 23. Windows: 17. Heating systems: 22. And that's only a sample.

All together, your Sweet's Light Construction Catalog File contains catalogs—all conveniently bound, indexed and up-to-date—in 203 product categories. Purpose: to make your job easier and save you time—whether you're comparing products, or reviewing details with a prospective home buyer. We call this



Find in your Sweet's Light Construction Catalog File.

stant availability." Your colleagues call it a builder's best friend.

Conclusion: the next time you need information about home building products, check for Sweet's.

Sweet's Construction Catalog Services, F. W. Dodge Co., Div. of McGraw-Hill Inc.
100 West 42nd St., New York, N.Y. 10036

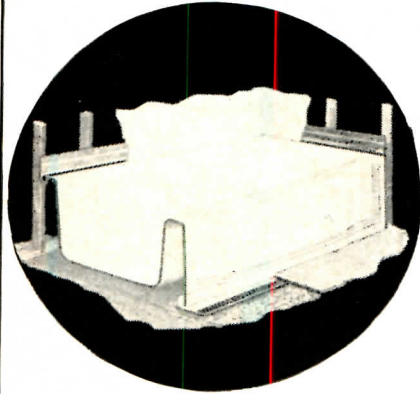


66% of NAHB MEMBERS NAMED SWEET'S NO. 1 PRODUCT INFORMATION SOURCE.

For more data, circle 91 on Inquiry Card

Prevent Bathtub SAGGING

with



LUCKE BATHTUB HANGERS

*Essential—but
often overlooked*

Make certain that every bathtub installed in your projects is insured against settling and subsequent water seepage. Lucke tub hangers distribute the weight of the tub evenly on all joists and a special flange insures a perfect water seal when bonded with Lucke Leak Proof Filler. This mastic compound is guaranteed to maintain its elasticity during extreme temperatures.

Used in quality houses, motels, hospitals and institutions for over 20 years.

WILLIAM B. LUCKE, INC.

514 Poplar Drive, Wilmette, Illinois

Please send me without obligation, a folder illustrating and describing how Lucke Leak-proof Bathtub Hangers may be used with various type and size bathtubs.

NAME

- Engineer Architect
 Plumber Builder

Street

City Zone

State

PHOTOGRAPHERS OF RECORD HOUSES OF 1965

Photographs of the houses by the following photographers appear in articles on pages noted

| | |
|---|-------------|
| JERRY DUCHSCHERER | 78 |
| 6401 East Vernon Avenue Scottsdale, Arizona | |
| ALEXANDRE GEORGES | 58, 70, |
| Call Hollow Road 106, 126 Pomona, New York | |
| BALTAZAR KORAB | 90, 114 |
| 950 North Hunter Boulevard Birmingham, Michigan | |
| ROBERT C. LAUTMAN | 102 |
| 2118 Massachusetts Avenue N.W. Washington, D.C. | |
| LELAND Y. LEE | 94 |
| 2004 North Curson Avenue Los Angeles, California | |
| FRANK LOTZ MILLER | 66, 98 |
| 1115 Washington Avenue New Orleans, Louisiana | |
| JOSEPH MOLITOR | 54, 82, 118 |
| 112 Pine Avenue Ossining, New York | |
| LIONEL MURPHY | 86 |
| 1948 Bahia Vista Sarasota, Florida | |
| CHARLES R. PEARSON | 122 |
| 18710 88th West Edmonds, Washington | |
| LOUIS REENS | 74, 110 |
| 27 West 96th Street New York, New York | |
| KARL H. RIEK | 130 |
| 90 Second Street San Francisco, California | |
| SHEEDY & LONG | 96 |
| 1265 South Cochran Los Angeles 19, California | |
| DOUGLAS M. SIMMONDS | 62 |
| 11339 Waterford Street Los Angeles, California | |

Is your Blood Pressure HIGH?

Only your doctor can tell. And he can now help most cases of this disease with new drugs and new methods of treatment developed with the help of your Heart Fund dollars. More Heart Fund dollars will support more research to prevent and cure this leading cause of heart attack and stroke.



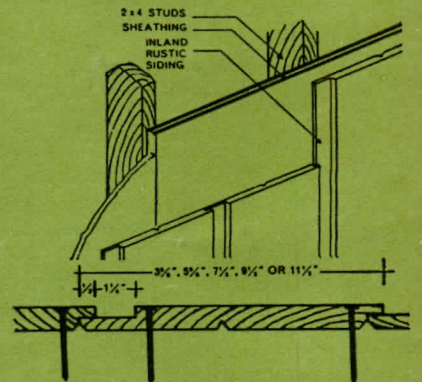
Give
to your
HEART FUND

For more data, circle 92 on Inquiry Card

Rough Side Story

■ The "texture" wood product of Potlatch's fine architectural line is wood siding. It is today's big story for designed-in warmth and beauty (and durability, too) in residential, institutional, and light commercial building exteriors.

Its precise shadowline patterns may be selected to fit styles contemporary or traditional, and its textured surfaces may be stained or painted according to plan. Potlatch wood sidings are kiln dried for maximum stability and nailholding. And they are a part of the complete Potlatch family of western and southern wood products for building and industry.



Inland Rustic (details above, surface texture in photo inset at left) Siding is dual patterned for V-groove on reverse side. Other Potlatch Sidings include rough-sawn boards for Board-on-Board and Board-and-Batten, and Dolly Varden bevel patterns.

Wood Products for Building Trends . . . by

Potlatch

FORESTS, inc.

symbol of quality



National Sales Office, AR-397
Potlatch Forests, Inc., P. O. Box 8850
Chicago 66, Illinois

Attention: Merchandising Manager
Send information on Potlatch TrendTex Wood Sidings to:

Name _____

Firm _____

Address _____

City _____ Zone _____ State _____

Architect _____ Builder _____ Dealer _____ Wholesaler _____ Other _____

General Offices: Lewiston, Idaho
Bradley-Southern Div.: Warren, Arkansas

For more data, circle 93 on Inquiry Card

INDEX TO ADVERTISED PRODUCT INFORMATION

| | | | | | |
|----------------------------------|--------------|---------------------------------|-----------|-------------------------------|-----------|
| AA Wire Products Co. | 199 | Hall-Mack Company | 144 | Nichols Wire & Aluminum | 2 |
| American Cyanamid Co., Bldg. | | Home Ventilating Institute ... | 44 | Co. | 2 |
| Prod. Div. | 3 | Honeywell | 37, 161 | Pittsburgh Plate Glass Co. . | 176-17 |
| American Saint Gobain | | Hugh Acton | 182 | Ponderosa Pine Woodwork . | 188-18 |
| Corp. | 20-21 | Hunter Engineering Co. | 16 | Portland Cement | |
| American Standard, Plumbing | | Ideal Co. | 6 | Association | 145 to 14 |
| & Heating Div. | 184-185 | Inland Steel Company | 151-152 | Potlatch Forests, Inc. | 20 |
| Amsterdam Corp. | 25 | In Sink Erator Mfg. Co. | 140 | Raynor Mfg. Co. | 19 |
| Andersen Corp. | 46-47 | International Oil Burner | | Red Cedar Shingle & Handsplit | |
| Auto Flo Corp. | 19 | Co. | 138-139 | Shake Bureau | 4 |
| Azrock Floor Products ... | 4th Cover | ITT Bell & Gossett, Inc. | 179 | Rhodes, Inc., M. H. | 17 |
| | | Janitrol Div., Midland-Ross | | Rolscreen Company | 35-5 |
| Bruce Co., E. L. | 17 | Corp. | 142-143 | R.O.W. Window Sales Co. | 19 |
| Cabot, Inc., Samuel | 186 | Jenn-Air Products Co., Inc. ... | 136 | St. Charles Mfg. Co. | 2 |
| California Redwood Association | 141 | Kennatrack Div., Ekco Building | | Sanford Truss, Inc. | 17 |
| Caloric Corp. | 3rd Cover | Products Co. | 178 | Schlegel Mfg. Co. | 17 |
| Cambridge Tile Mfg. Co. | 32-33 | Kohler Company | 149 | Shell Chemical Co. | 20 |
| Cameron & Co., William | 6 | K-S-H Plastics, Inc. | 165-166 | Slater Electric Co. | 2 |
| Caradco, Inc. | 156-157 | Kwikset Sales & Service Co. ... | 8 | Soss Mfg. Co. | 19 |
| Casings, Inc. | 159 | Lennox Industries, Inc. | 26 | Southern Pine Association ... | 1 |
| Chicago Faucet Co. | 34 | Libbey-Owens-Ford Glass | | Swan Corporation | 1 |
| Chrysler Corp., Airtemp Div. . | 153 | Co. | 162-163 | Sweet's Catalog Service | 200-20 |
| Church Div., C. F., American | | Lightning Protection | | Terrafino Corporation | 1 |
| Standard | 195 | Institute | 164 | Thermoproof Glass Co. | 1 |
| Compotite Shower Pan | 174 | Lucke, Inc., William B. | 202 | Toastmaster Div., McGraw- | |
| Connor Lumber & Land Co. ... | 29 | Ludowici-Celadon Co. | 51 | Edison Co. | |
| DeVac, Inc. | 178 | Macklanburg-Duncan Co. | 155 | Toro Mfg. Co. | 18 |
| Elkay Mfg. Co. | 30 | Malta Mfg. Co. | 206 | U.S. Plywood Corp. | 4 |
| Engineered Products Co. | 191 | Marsh Wall Prods. Div., | | Universal Rundle Corp. | 1 |
| Fasco Industries, Inc. | 172-173 | Masonite Corp. | 158 | Uvalde Rock Asphalt Co. . | 4th Cov |
| Federal Pacific Electric Co. ... | 28 | Mitchell Co., John E. | 160 | Wagner Mfg. Co. | 1 |
| Follansbee Steel Corp. | 45 | Mobil Finishes Co., Inc. | 14 | Westinghouse Electric | |
| Frantz Mfg. Co. | 164 | Mosley Electronics, Inc. | 150 | Corp. | 192-1 |
| Frigidaire Div., General Motors | | National Concrete Masonry | | Whirlpool Corp. | 1 |
| Corp. | 39 to 42 | Assn. | 169 | Wiegand Co., Edwin L. | 1 |
| General Electric Co. ... | 175, 180-181 | National Gypsum Co. | 2nd Cover | Woodbridge Ornamental Iron | |
| Glen Raven Cotton Mills, Inc. . | 154 | National Lumber Mfrs. | | Co. | 1 |
| Grant Pulley & Hardware Corp. | 24 | Assn. | 48-49 | | |

NEW YORK—James E. Boddorf, Advertising Sales Mgr., Sam H. Patterson, Promotion Mgr., Joseph R. Wunk, Advertising Production Mgr., 330 W. 42nd St.; NEW YORK SALES OFFICE—John I. Howell, Donald T. Lock, Ted Roscoe, 500 Fifth Ave.; ATLANTA—Shelden F. Jones, 1375 Peachtree St., N.E.; BOSTON—Ted Roscoe, 607 Boylston St.; CHICAGO—Robert T. Franden, James A. Anderson, Robert G. Kliesch, 645 N. Michigan Ave.; CLEVELAND—John C. Jackson, Louis F. Kutscher, 55 Public Square; DALLAS—Bradley K. Jones, Vaughn Bldg.; DENVER—David M. Watson, 1700 Broadway; DETROIT—Louis F. Kutscher, 856 Penobscot Bldg.; LOS ANGELES—Robert L. Clark, 1125 West Sixth St.; PHILADELPHIA—Michael J. Davin, John A. Teefy, 6 Penn Center Plaza; PITTSBURGH—John C. Jackson, 4 Gateway Center; ST. LOUIS—Richard Grater, 7751 Carondelet Ave.; SAN FRANCISCO—Tom Tredwell, 255 California St.



A professional pest control operator can termite-proof a building for more than 15 years with a single application of aldrin.

How to make sure termites won't undermine your homes or your reputation

Specify pre-construction termite-proofing with aldrin

TERMITE CONTROL with aldrin insecticide does a lot more than just protect wood. It protects your reputation for quality and careful planning.

And aldrin also helps assure continuing pride of ownership and satisfaction on the part of your clients.

Read the paragraphs that follow for a quick review of the reasons why termite control with aldrin is economical, efficient and permanent.

Unbeatable termite control: Aldrin delivers 100% efficiency, and maintains it for long periods. U.S. Forest Service tests show aldrin is still fully effective after 15 years.

Concentrated for economy: Each gallon of formulated aldrin contains 4 pounds of actual aldrin. Competitive insecticides normally contain only 2 or 3 pounds actual. Figure the costs per

pound of active ingredient and you'll see that aldrin costs less. And this means, of course, that every gallon of finished spray made with aldrin costs less.

Recognized value: Aldrin is listed in the minimum property standards of F.H.A. Many other authorities also recognize the worth of aldrin for termite control. The 15-year control record of aldrin in continuing tests explains both its effectiveness and its economy.

Stability in soil: Once in place, aldrin assures a lasting barrier that termites can't penetrate. Soil water does not weaken the control of aldrin, or wash it out of the treated area.

Easy, problem-free application: Professional pest control operators have the equipment and the know-how to

make a quick, thorough application of aldrin. They're trained to work with your construction people and to do the job without interfering with your schedule.

For free technical information on aldrin for termite control, write Shell Chemical Company, Agricultural Chemicals Division, Dept. AR-5, 110 West 51st St., New York, N. Y. 10020.

Before using any pesticide read label directions carefully.



For more data, circle 94 on Inquiry Card



This little tag packs a powerful message

It's **NEW** and it hangs in every Malta window

It proudly tells of the best window guarantee in the business. It works overtime to assure your customers of the quality you've chosen. It backs your personal pledge of value and satisfaction. It reflects Malta's effective quality control. It recommends highly the dependable Malta distributors who have enthusiastically accepted this warranty plan, assuring their local cooperation. And it will help sell homes to today's quality conscious home buyers.

Malta window materials and workmanship have always been guaranteed. And you have come to expect a lifetime of satisfaction and good service from

them. Now, with this warranty in writing for every one of your customers, you can recommend Malta Quality Windows with confidence.

Malta's 10 Year Warranty covers every window in the line; Malt-A-Matic, Malt-A-Magic, and Duo-Magic; Malt-A-Vent; Malt-A-Casement; Malt-A-Glide; Vinaline and Malt-A-Dart.

A copy of the warranty will be sent upon request.



 **Malta**

The line and the design for creative window planning

MALTA MANUFACTURING COMPANY ■ GAHANNA, OHIO 43020, U.S.A.

W2

For more data, circle 95 on Inquiry Card