



ARCHITECTURAL RECORD


1 JANUARY 1963 • TWO DOLLARS PER COPY

BUILDING TYPES STUDY: APARTMENTS

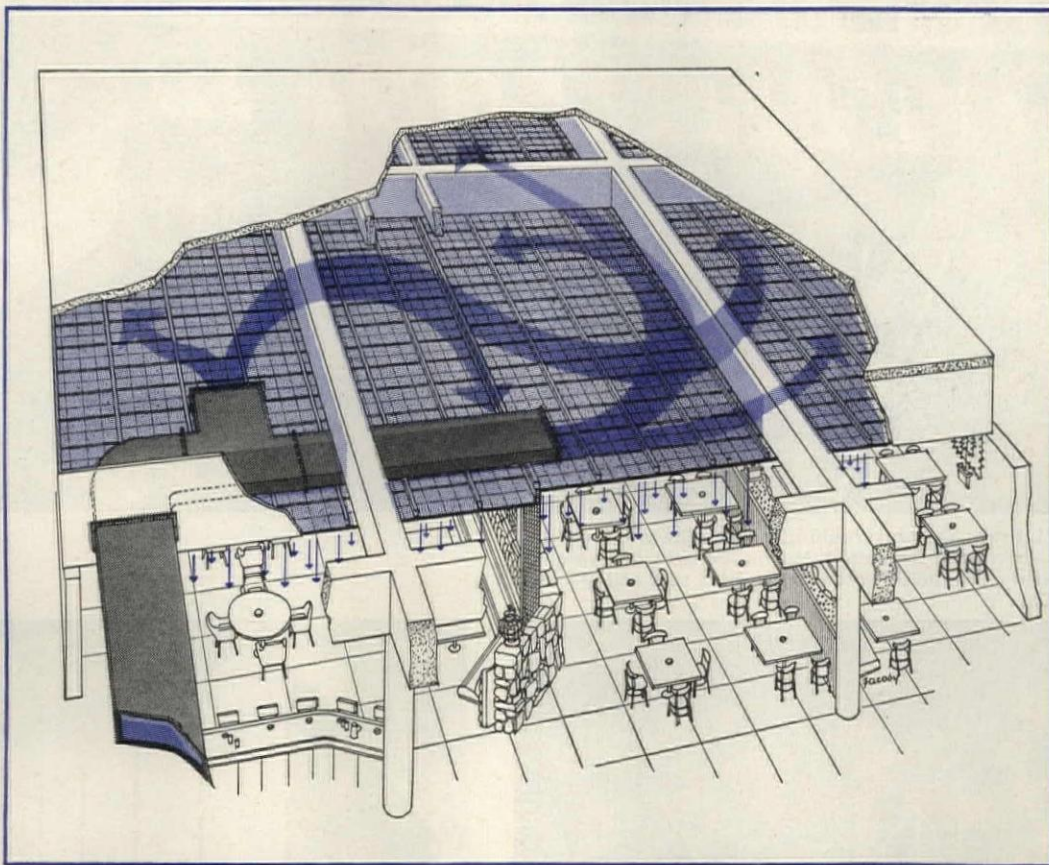
RECENT WORK OF WILLIAM WURSTER

LEWIS MUMFORD: "BEGINNINGS OF URBAN INTEGRATION"

FULL CONTENTS ON PAGES 4 & 5



***In this Oregon motel,
Armstrong Ventilating Ceilings
achieve superior air distribution
with simplicity of design***



The attractive motel lounge pictured on the opposite page illustrates how an Armstrong Ventilating Ceiling contributes to interior décor—with an uncluttered ceiling that diffuses air. The rendering above shows how uniform air distribution is designed into the ceiling system for this area. This ceiling at the Doric Portland Motor Hotel, Portland, Oregon, is one of thousands of operating Armstrong Ventilating Ceilings across the nation. For more information write Armstrong, 4201 Rock Street, Lancaster, Pennsylvania.


Doric Portland Motor Hotel, Portland, Oregon. *Architect:* Douglas Bacon, 10025 Main Street, Bellevue, Washington. *General Contractor:* University Enterprises Inc., Seattle, Washington. *Mechanical Engineer:* Richard Stern, Seattle, Washington. *Structural Engineer:* George Runciman, Seattle, Washington. *Acoustical Contractor:* Johnson Acoustical & Supply Co., Portland, Oregon.

Photography by Lawrence S. Williams
Rendering by Helmut Jacoby


Armstrong
CEILINGS

acoustical
fire-retardant
ventilating

For more data, circle 1 on Inquiry Card



Above and below: Library, Central Washington College of Education, Ellensburg, Wash. **Architects:** Bassetti & Morris. **Contractor:** Newland Construction Co. Rotary Oilraulic Passenger Elevator sold and installed by Sound Elevator Co.

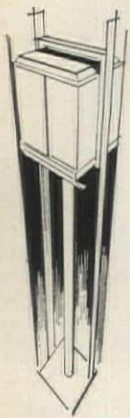



Tutt Library, Colorado College, Colorado Springs. **Architects:** Skidmore, Owings & Merrill. **Contractor:** Lembke Construction Company of Colorado, Inc. Rotary Oilraulic Passenger Elevator sold and installed by Dover Elevator Co.

ROTARY OILDRAULIC[®]



Olin Hall of Science, Colorado College, Colorado Springs. **Architects:** Caudill, Rowlett and Scott. **Contractor:** B. H. Baker, Inc. Rotary Oildraulic Passenger Elevator sold and installed by Dover Elevator Co.



Rotary Oildraulic[®]

... the modern elevator for modern college buildings

Collegiate architecture today takes full advantage of the rich vocabulary of contemporary design, as witness the three handsome buildings on these pages. And the builders of these structures have taken full advantage of modern developments in vertical transportation by Rotary Oildraulic Elevators.

The Rotary Oildraulic is the perfect elevator choice for buildings to seven stories for several reasons: no machinery penthouse, shaft need not be load-bearing, flexibility in power unit location permits maximum space utilization.

To the owner, the Rotary Oildraulic Elevator brings low operating costs and maintenance requirements, as well as performance efficiency.

Cabs and entrances are available to match or complement any architectural style. The Rotary Oildraulic Elevator is offered with speeds and controls for all traffic pattern needs. A nationwide network of trained technicians assures expert installation and maintenance.

For more information about this modern elevator for modern buildings, see our catalog in Sweet's or mail the coupon below.

ELEVATORS

passenger and freight

DOVER CORPORATION, ELEVATOR DIVISION
Memphis, Tenn.—Chatham, Ontario

For more data, circle 2 on Inquiry Card

MAIL COUPON FOR COMPLETE DATA


Dover Corporation, Elevator Division
1001 Kentucky, Memphis 2, Tenn.

Please send information on Rotary Oildraulic Elevators to:

Name _____

Firm _____

Address _____



Cover:

Cherry Creek Towers, Denver, Colorado. Architect, Carl Groos Jr.; associate architect, O'Neil Ford. Photograph by Hedrich-Blessing

Advertising Index 268

ARCHITECTURAL RECORD January 1963 Vol. 133, No. 1
Published monthly, except May 1963, when semi-monthly, by F. W. Dodge Corporation, a McGraw-Hill Company. This issue is published in national and separate editions. Additional pages of separate edition (numbered or allowed for as follows: Western section, (including *Western Architect and Engineer*), 32-1 through 32-16.

Executive, editorial, circulation and advertising offices: 119 West 40th Street, New York 18, N. Y. Western Editorial Office: 2877 Shasta Road, Berkeley 8, Calif. Office of Publication, 10 Ferry Street, Concord, N. H.; second-class mail postage paid at Concord, N. H.

Subscription rate for individuals in the field served \$5.50 per year in U. S., U. S. Possessions and Canada; single copies \$2.00. Further details on page 6. Postmaster: Please send Form 3579 to Circulation Manager, ARCHITECTURAL RECORD, 119 West 40th Street, New York 18, N. Y.

Architectural Engineering

APARTMENT FRAMING TO RESIST WIND 160

Structural behavior under wind load of nine high-rise apartment buildings is illustrated and discussed by structural engineer Richard M. Gensert

TIME-SAVER STANDARDS 165

New FHA Requirements for Glass. Lists new standards relating to safety of glass susceptible to breakage due to wind, on the one hand, and impact caused by falling against sliding doors, on the other

TWO NEW FORMING METHODS FOR SHELLS 166

PRECAST SLABS AND PANELS 167

STRESSED-SKIN CONSTRUCTION 168

BUILDING COMPONENTS 173

Modular Metal Lab Furniture

PRODUCT REPORTS 175

OFFICE LITERATURE 176

READER SERVICE INQUIRY CARD 197

ARCHITECTURAL

Architects and Buildings

- BIKERTS & STRAUB. 1300 Lafayette, Gratiot Redevelopment Area, Detroit 144
- GROOS, CARL JR. Cherry Creek Towers, Denver, Colo. 128
- HARRISON & ABRAMOVITZ. Sloan House, Memorial Sloan-Kettering Cancer Center, New York 138
- KATSELAS, TASSO. Highland Tower Apartments, Pittsburgh, Pa. 142
- KING AND LEWIS. Nelson Towers, Jackson, Mich. ... 134
- PERKINS AND WILL. Telstar Earth Station, Andover, Me.152
- STONE, EDWARD DURELL. 400 S. Ocean Blvd., Palm Beach, Fla. 136
- WURSTER, WILLIAM WILSON. Recent Work: James V. Coleman Residence, San Francisco, Calif.; First Unitarian Church, Berkeley, Calif.; U.S. Consulate Office Building, Hong Kong 107
- MANNED SPACECRAFT CENTER, Clear Lake, Texas 148

Authors and Articles

- KIRK, PHILIP. "Modular Metal Lab Furniture is Tailored to Specific Jobs" 173
- McCAMMAN, E. R. "The Architect in Practice," Critical Path Method of Scheduling 155
- MUMFORD, LEWIS. "The Future of the City" 119
- APARTMENT FRAMES TO RESIST WIND 160
- BUILDINGS FOR THE SPACE PROGRAM 147
- NEW FHA REQUIREMENTS FOR GLASS 165
- PRECAST, PRESTRESSED SLABS FOR LIBRARY 168
- TWO NEW FORMING METHODS FOR SHELLS . 166
- TWO-STORY PRECAST PANELS FOR FACTORY 167

Record Reports

BEHIND THE RECORD 9

"Facing Up To Costs"
By Emerson Goble

**YASKO APPOINTED TO FEDERAL ARCHITECTURE POST
A.I.A. PLANS A NEW KIND OF CONVENTION 10**

BUILDINGS IN THE NEWS 12

"Architects Plan Civic Center for New York City"

CURRENT TRENDS IN CONSTRUCTION 18

A monthly analysis prepared for the RECORD by George A. Christie, Economist, F. W. Dodge Corporation

CONSTRUCTION COST INDEXES 20

ENGINEERS PROMOTE JOB OPPORTUNITIES ABROAD 23

THREE A.I.A. WESTERN REGIONAL CONFERENCES 26

REQUIRED READING 48

Features

RECENT WORK OF WILLIAM WILSON WURSTER 107 *Three new buildings expressing the "basic thinking, uncomplicated by self," which, with his belief in "doing what will push the horizon of people's lives out," has always been the architectural credo of this internationally-known California architect*

BEGINNINGS OF URBAN INTEGRATION 119 *In the fourth of his series of articles "The Future of the City," Lewis Mumford reassesses the significance (for tomorrow as well as yesterday) of Howard's Garden City theories and considers how they and some contemporary development of them can help to harness the explosive forces at work in our cities to "a different and more human set of purposes"*

BUILDINGS FOR THE SPACE PROGRAM 147 *How architects and engineers are designing both public and private centers for a vast, new science, typified by the Manned Spacecraft Center in Texas and the Telstar base in Maine*

CRITICAL PATH METHOD OF SCHEDULING 155 *This new system for the organization and analysis of thoughts, facts, methods, and estimates is an aid to architects in maintaining positive control of construction time and money*

RECORD

Building Types Study 315: Apartments

INTRODUCTION 127

SCREENED TERRACES A FEATURE OF DENVER HIGH-RISE 129

Carl Groos, Jr., Architect; O'Neil Ford, Associate Architect; Cherry Creek Towers, Denver, Colorado

PRECAST FACING FOR MICHIGAN TWO-UNIT SCHEME 135

King and Lewis, Architects; Nelson Towers, Jackson, Michigan

DUPLEXES FOCUS ON COURTYARD WITH REFLECTING POOL 136

Edward Durell Stone, Architect; 400 South Ocean Boulevard, Palm Beach, Florida

UNUSUAL HIGH-RISE ATTRACTS NURSES TO CANCER CENTER 138

Harrison & Abramovitz, Architects; Sloan House, New York

CURTAIN WALL ARRANGED IN LAYERED TIERS 142

Tasso Katselas, Architect; Highland Tower, Pittsburgh, Pennsylvania

REDEVELOPMENT COMBINES HIGH-RISE AND TOWNHOUSES 144

Birkerts & Straub, Architects; 1300 Lafayette Project, Detroit, Michigan

Staff of Architectural Record

EDITOR
Emerson Goble, A.I.A.

SENIOR EDITORS
Jeanne M. Davern, *Assistant to the Editor*
Robert E. Fischer, *Engineering*
James S. Hornbeck, A.I.A., *Features*
William Dudley Hunt, Jr., A.I.A.
Elisabeth Kendall Thompson, A.I.A., *West*

ASSOCIATE EDITORS
Herbert L. Smith, Jr., A.I.A., *Houses*
Mildred F. Schmertz, *Design*
William B. Foxhall
Anne Keffer, *Production*

ASSISTANT EDITORS
Kathryn Gallant
Jan Rahm

DESIGN
Eugene H. Hawley, *Director*
Alex H. Stillano, *Associate*
Sigman-Ward, *Drafting*

EDITORIAL CONSULTANTS
Robert Anshen, F.A.I.A.
Edward Larrabee Barnes, A.I.A.
Walter Gropius, F.A.I.A.
Robert F. Hastings, F.A.I.A.
Paul Rudolph, A.I.A.

INDUSTRY CONSULTANTS
Gordon W. McKinley, *Economics*
Clyde Shute, *Statistical*
Clifford G. Dunnells, Jr., *Field Research*
Daniel J. Howe, Jr., *Public Relations*
Ernest Mickel, *Washington*

PUBLISHER
Robert F. Marshall

EDITORIAL DIRECTOR
Robert M. Cunningham, Jr.

CIRCULATION MANAGER
Marshall T. Ginn

SALES MANAGER
James E. Boddorf

Officers of F. W. Dodge Corporation

HONORARY CHAIRMAN OF THE BOARD
James McV. Breed

CHAIRMAN OF THE BOARD
Paul Abbott

PRESIDENT
Irving W. Hadsell

EXECUTIVE VICE PRESIDENTS
Julius T. Little, Robert F. Marshall,
O. O. Paulsell

EXECUTIVE VICE PRESIDENT AND TREASURER
Howard M. Thompson

VICE PRESIDENTS
Robert M. Cunningham, Jr.,
William H. Hatch, Jr., Gordon W. McKinley,
Richard H. Ray

REGIONAL VICE PRESIDENTS
George H. Atherton, Miles W. Beatty,
Carl S. Bennett, Robert G. Bingham,
Alton W. Kitchens, Sam L. Marshall, Jr.,
Arthur D. Prior

CONTROLLER
Stuart W. McLaughlin

ASSISTANT VICE PRESIDENTS
Walter F. DeSaix, Clifford G. Dunnells, Jr.,
Gault Eastman, Clyde Shute

SECRETARY
John J. Cooke

ASSISTANT SECRETARIES
William C. Breed, Jr., George W. Morgan

ASSISTANT TREASURER
Irving B. Satin

Coming in the Record

THE FUTURE OF THE CITY

Lewis Mumford's article "Social Complexity and Urban Design" next month will conclude his five-part series for the RECORD on "The Future of the City" with an eloquent argument for the development of understanding by all concerned with city design that "a truly modern design for a city must be one that allows for both its historic and social complexity and for its continued renewal and reintegration in time."

DESIGNING SCHOOLS AGAINST OBSOLESCENCE

Next month's Building Types Study on Schools addresses itself to one of the most prevalent and painful problems in school design today—how to cope with unpredictably expanding enrollments and swiftly changing teaching philosophies and their changing space and equipment requirements. The study will examine various approaches to this problem, ranging from new schools with built-in flexibility to pre-planned expansion programs and demountable, portable and mobile classrooms. A special article in the Architectural Engineering section will discuss related construction problems.

ARCHITECTURAL RECORD (combined with AMERICAN ARCHITECT and ARCHITECTURE), title ® reg. in U. S. Patent office, © copyright 1963 by F. W. Dodge Corporation, a McGraw-Hill Company. All rights reserved including the right to reproduce the contents of this publication either in whole or in part. Quotations on bulk reprints of articles available on request. Indexed in Reader's Guide to Periodical Literature, Art Index, Industrial Arts Index and Engineering Index.

Every effort will be made to return material submitted for possible publication (if accompanied by stamped, addressed envelope), but the editors and the corporation will not be responsible for loss or damage.

SUBSCRIPTIONS: Available only by paid subscription. Publisher reserves the right to refuse non-qualified subscriptions. Subscriptions to Architectural Record solicited only from architects and engineers. Position, firm connection, and type of firm must be indicated on subscription orders forwarded to Circulation Manager, Architectural Record, 119 West 40th Street, New York 18, N. Y. Subscription prices: U. S., U. S. Possessions and Canada: \$5.50 per year; other Western Hemisphere countries, to those who by title are architects and engineers, \$9.00 per year. Single copy price, \$2.00. Beyond Western Hemisphere, to those who by title are architects and engineers, \$9.00 per year for 12 monthly issues not including Mid-May 1963 issue. Subscriptions from all others outside U. S., U. S. Possessions and Canada for 12 monthly issues, not including Mid-May issue, \$24 per year.

CHANGE OF ADDRESS: Subscribers are requested to furnish promptly both old and new address, sending, if possible, stencil impression from magazine wrapper; new postal zone number, if any, should be included. Allow one month for change.

UNCONDITIONAL GUARANTEE: The publisher, upon written request, agrees to refund the part of the subscription price applying to the remaining unfilled portion of the subscription if service is unsatisfactory.


OTHER F. W. DODGE SERVICES: Dodge Reports—Dodge Construction Statistics—Sweet's Catalog Services—Dodge Mailing Service—Home Planners' Digest—The Modern Hospital—The Nation's Schools—College and University Business—Hospital Purchasing File—Chicago Construction News—Daily Pacific Builder (San Francisco)—The Daily Journal (Denver)—Real Estate Record & Builders Guide—Dow Building Cost Calculator.

Audit Bureau of Circulation



Associated Business Publications





This is Dur-o-wal

*the masonry wall reinforcement
with the trussed design*

Don't be misled by the common habit of calling all metal-rod reinforcement "durowal". Look for this trussed design. It distinguishes the real Dur-o-wal, insures maximum flexural strength, with all steel members effectively in tension and working together.

Impartial tests have proved that truss-designed Dur-o-wal exceeds accepted standards—increases the flexural strength of a masonry wall 71 to 261 per cent, depending on weight Dur-o-wal used, type of mortar, number of courses.

An independent new research study shows that Dur-o-wal tied walls outfunction brick-header tied walls. Write to any Dur-o-wal address below for 44-page test report.

DUR-O-WAL[®]

The Original Masonry Wall Reinforcement with the Truss Design


DUR-O-WAL MANUFACTURING PLANTS

- Cedar Rapids, Iowa, P.O. Box 150
- Baltimore, Md., 4500 E. Lombard St.
- Birmingham, Ala., P.O. Box 5446
- Syracuse, N.Y., P.O. Box 628
- Toledo, Ohio, 1678 Norwood Ave.
- Pueblo, Colo., 29th and Court St.
- Phoenix, Ariz., P.O. Box 49
- Aurora, Ill., 260 S. Highland Ave.
- Seattle, Wash., 3310 Wallingford Ave.
- Minneapolis, Minn., 2653 37th Ave. So.
- Hamilton, Ont., Canada, 789 Woodward Ave.

For more data, circle 3 on Inquiry Card



STRENGTH WITH FLEXIBILITY—this basic masonry wall requirement is met for sure (and economically!) when Dur-o-wal, above, is used with the ready-made, self-flexing Rapid Control Joint, below.



The use of TERRAZZO on VERTICAL SURFACES

There is a substantial increase in the use of terrazzo on vertical surfaces. The Terminal Buildings, O'Hare International Airport, Chicago is one such example. The columns, and spandrels totaling approximately 90,000 sq. ft., are made with Trinity White portland cement and white marble chips.

There are important practical reasons. Terrazzo provides a high-quality surface at a lower cost than most typical facing materials. Grime and marks are easily removed. Maintenance approaches nil even after a long term of years.

Terrazzo can fill any design requirement. For instance, at O'Hare a monolithic effect was desired and obtained. Likewise, paneled effects are easily achieved. The wide color range can be closely controlled depending on the color of the chips and whether or not the matrix is tinted.

Two views of Terminal Buildings, O'Hare Airport, Chicago. In addition to the vertical terrazzo on columns and spandrels, the floors are also terrazzo.

Architect: C. F. Murphy Associates, Chicago
Terrazzo Contractor: Roman-Caretti Joint Venture
General Contractor: Malan Construction Corp.

TRINITY WHITE

PORTLAND CEMENT



A product of
GENERAL PORTLAND CEMENT COMPANY

Offices: Chicago, Illinois • Chattanooga, Tennessee •
Dallas, Texas • Forth Worth, Texas • Houston, Texas
Fredonia, Kansas • Fort Wayne, Indiana • Jackson, Michi-
gan • Tampa, Florida • Miami, Florida • Los Angeles, Calif.



For more data, circle 4 on Inquiry Card

Facing up to Costs

An architect friend said the other day that architects generally were doing better in the matter of costs. That is, they were more serious about cost estimates they quoted to clients, and their estimates were improving in accuracy. He did not mean, of course, that they were finding any miraculous ways of cutting building costs, or slowing inflationary trends. He meant that architects' clients were getting fewer surprises, when the bids came in. Yes, and that architects were suffering less from the disappointment and wrath of their clients when the bids were out of line with the estimates.

He was quick to point out that indeed there was no magic formula involved, or that this toughest of architects' problems was proving any more tractable. He meant that architects were facing up to it.

I remarked that this was indeed news, and please to tell me more. He answered with a tale of one city and some school projects.

It happened that there were some half dozen schools out for bids at the same time. Most of them came in much too high, and the questions that were asked were embarrassing. Not all were too high. There was no visible common factor or reason for the discrepancies. But the inevitable comparisons seemed to point to the carelessness or hopefulness of certain of the architects.

What to do about it? The architects got together to worry the problem about a bit. Clearly the standing of the profession, locally, was threatened, and clearly the school authorities were not about to roll over and submit to a beating. They were in fact tapping the desk like the proverbial school teacher and telling some architects that they had been naughty.

The architects, the ones with red faces, were ready to admit their embarrassment, but they insisted that they were not expected to guarantee their estimates for accuracy. They

pointed out in fact that the A.I.A. standard contract protected them from liability in such cases.

This is, of course, the truth. Through all ages architects have been haunted by the difficulties of cost control, and have taken steps to protect themselves. Unfortunately, as these architects were reminded, the courts have not agreed with their views. At any rate, the unhappy group decided that they couldn't fight city hall, either figuratively or literally, and that they were not going to be able to duck.

The result was that the high-bid schools were redesigned to bring them down. And they were redesigned and redrawn at the architects' own expense. So what had promised to be a good fee turned out as a substantial loss.

The one who told me the story said that this all happened about a year and a half ago, and since then there had not been trouble about estimates.

Well, the story was quickly told, and while it was undoubtedly a true account of the salient facts, I am sure that not all of the pain and trouble was reported. It is not easy to make cost estimates come out closely, especially when there may be a year between the estimates and the bids. And close attention to costs and estimates is no guaranty of accuracy.

But it is undoubtedly also true that more attention is needed than is universally given. As this architect said, architects generally are taking the cost responsibility more seriously. They have to. Good cost estimates are a weapon they cannot afford to give to their arch competitor, the package dealer.

At any rate the world now throws a double challenge at architects, at engineers, at all building planners and builders: first, an increasing awareness of the necessity for cost accuracy; second, better techniques for achieving that accuracy.

—Emerson Goble

KAREL YASKO OF WISCONSIN APPOINTED TO TOP FEDERAL ARCHITECTURE POST

The most important architectural job in the Federal Government, vacant since last summer, has been filled with the appointment of Karel H. Yasko, 51, of Madison, Wis., to the post of assistant commissioner of design and construction in the General Services Administration.

Mr. Yasko, who will take over his new post in Washington this month, is a professional architect and engineer who has been for the last four

years Wisconsin state architect. Mr. Yasko, a native of Yonkers, N.Y., got his architecture degree from Yale University and has been in practice, both private and public, since 1939. He is a member of the American Institute of Architects and of the American Society of Civil Engineers.

In announcing Mr. Yasko's appointment, GSA Administrator Bernard L. Boutin said, "We have succeeded in finding for this important

post a man of ability commensurate with his responsibilities as chief supervising architect of the Government's nationwide building program."

As assistant commissioner of design and construction in GSA's Public Buildings Service, Mr. Yasko succeeds Leonard L. Hunter, who resigned the position in July to join the firm of John Carl Warnecke and Associates in San Francisco.

A.I.A. PLANS A NEW KIND OF CONVENTION

A number of innovations are being tried in the programming of the 95th annual convention of the American Institute of Architects May 5-9 at the Americana Hotel, Miami Beach.

Most important of these are the scheduling of all the business sessions *before* the so-called "professional program" begins and the use of a permanent moderator as a device for correlating all the professional program sessions. Also the entire schedule has been moved back a half day, with the opening convention session scheduled for Monday afternoon (instead of Friday morning). As presently planned, the final event of the convention would be the annual dinner on Thursday night, with presentation of the Gold Medal (as always) and investiture of the new Fellows, which of recent years had been made a separate occasion.

The changes represent an effort to organize the program so that important business sessions (like the final session at Dallas last year) do not find themselves powerless to act for lack of a quorum because the homeward exodus is already too far advanced. The practice of having a half-day business session following the annual dinner and after everything else was over was thought to invite a lame duck atmosphere not conducive to the proper attention for

important business.

Thus the first three sessions of the Miami convention—Monday afternoon, Tuesday morning and Tuesday afternoon—will be devoted to business; and the last three—Wednesday morning, Thursday morning and Thursday afternoon—will comprise the professional program.

Revisions to Be Considered

The business sessions will have some very significant and far-reaching matters to act on, for this convention will be asked to consider major revisions in the A.I.A. Standards of Professional Practice as proposed by the Committee on the Profession and approved for submission to the Miami convention at the November meeting of the A.I.A. Board of Directors. Copies of the revised Standards will be sent, probably this month, to all members of the A.I.A. for their review and consideration well in advance of the convention. They had not been released at press time, but the A.I.A. said their major purpose is to make the Standards "more explicitly permissive of today's broader concept of practice." Changes in the Standards are, of course, closely related to the A.I.A.'s current program, sparked by the studies of the Committee on the Profession, to encourage more architects

to meet their competitive problems with a "broader concept" of "comprehensive services."

"Quality" Is the Theme

Over-all theme for the professional program is "The Quest for Quality in Architecture," with the three sessions having the successive subtitles of "What Is Quality?," "What and Who Influences Quality?" and "The Attainment of Quality."


Dean Burnham Kelly of the Cornell College of Architecture will be the permanent moderator of the program. The A.I.A. was not ready last month to announce any of the individual speakers, although it said they would include "distinguished architects and noted experts in other related fields."

William W. Eshbach of Philadelphia heads a special committee of A.I.A. directors in charge of planning this year's professional program. Others on the committee are Robert M. Little of Miami, Charles M. Nes Jr. of Baltimore, Oswald H. Thorson of Waterloo, Iowa, and Julius Sandstedt of Oshkosh, Wis.

Samuel H. Kruse of Miami heads the host chapter committee charged with planning the social program and arranging, in general, for some 2,500 expected conventioners to have a wonderful time.





Floors and walls of this dramatic lobby in new Kentile Vinyl Travertine. Colors: Off White, Forum Grey, and Natural Beige, with contrasting Hot Canary feature strips. Black Wall Base is KenCove® Vinyl.



Section of Kentile Vinyl Travertine—actual size.

New! Kentile® Vinyl Travertine is greaseproof, easy to clean, need not be waxed. Its pitted texture and distinctive veining require minimum maintenance. Six colors. Installed cost in jobs of 1,000 sq. ft. or more: about \$1.00 per sq. ft. over suspended concrete floors. Standard sizes, 9" x 9" and 12" x 12". Thickness, .080". Slightly higher for special sizes and 1/8" thickness.

VINYL **KENTILE FLOORS**



Fairchild aerial surveys

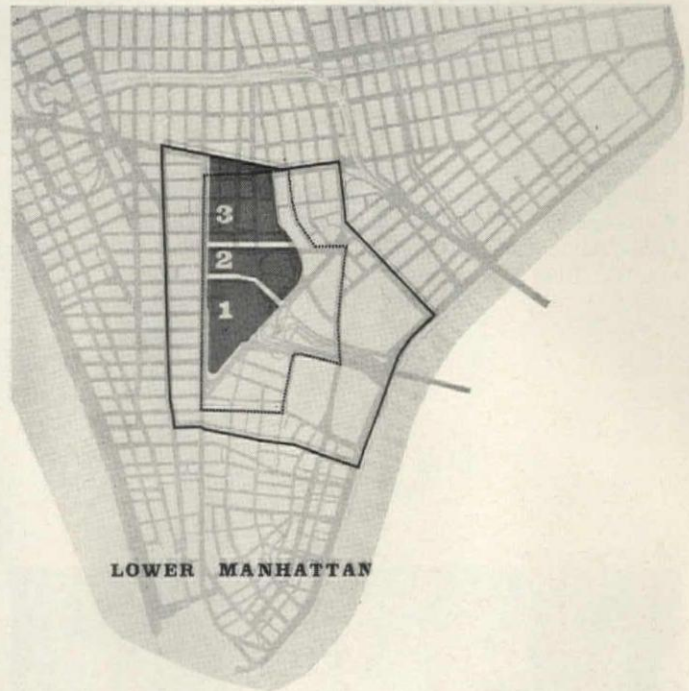
ARCHITECTS PLAN CIVIC CENTER FOR NEW YORK CITY

A panel of noted architects—Max Abramovitz, Simon Breines and Robert Cutler—have conceived a plan for the New York Civic Center which “will create a strong and efficient relationship between city government buildings.” The consultants considered authorized and programed projects, major capital improvements in the city’s proposed Capital Budget and Program totaling approximately \$150 million, and redeployed them. In so doing, they altered through-traffic patterns, provided traffic-free circulation for pedestrians and better bus and service approaches, added 400 parking spaces above the 700 now planned, and made available over six added acres of park. Traffic studies were carried out by Day and Zimmerman, traffic engineers.

Earlier Mayor Wagner appointed a committee to study the location of structures within the projected Civic Center in the City Hall area. Members were: James Felt, then City Planning Commission chairman; Henry A. Barnes, traffic commissioner; Edward R. Dudley, Manhattan borough president; Peter J. Reidy, Public Works commissioner; and William F. Shea, budget director.



Louis Checkman



Far left: View from the south of the existing City Hall area shows County Court House north of City Hall. Scheduled demolition of the Court House will enlarge City Hall Park and create new vistas of City Hall

Left: View from the south of model of the proposed Civic Center shows pedestrian mall extending to the new Municipal Building, beyond which is the new Federal Office Building. Vehicle traffic-free mall is flanked (left) by proposed Executive Office Building and (right) by the existing Hall of Records Building

The review of future plans, which culminated in the appointment of this committee and the Civic Center plan, followed considerable effort on the part of the New York Chapter, American Institute of Architects, and the New York Society of Architects whose former president, Nathan Ginsburg, in large measure initially triggered the review by his persistent campaigning.

The plan divides the approximately 60-acre Civic Center district into three areas. In Area One, the proposal calls for scheduled removal of the County Court House, just north of City Hall, to permit this historic city capitol to be visible from all sides. The proposed new Municipal Office Building will be located directly north of City Hall. Flanking it will be the Executive Office Building on the southwest and the existing Surrogate's Court (Hall of Records) on the southeast. These four buildings will be connected by a park and multi-level mall and concourse.

In Area Two, the new Federal Office Building and U.S. Customs Court would rise north of the proposed Municipal Office Building. They are to face their own plaza adjacent

to a redesigned Foley Square closed to traffic. For a more harmonious architectural arrangement, changes are recommended in the plans for these proposed buildings.

Plans for Area Three recommend sites for a Family Court Building, Police Headquarters, a Detention Building for Misdemeanants and for the Center's future expansion.

Chairman of the Civic Center Committee, James Felt, whose resignation as chairman of the City Planning Commission was announced last month, called the plan "imaginative and practical, handsome and realistic, functional and alive." "A well-planned, well-coordinated Civic Center," he said, "means greatly improved operations, significant savings in rental costs . . . an opportunity to plan and develop future government facilities efficiently and economically." Stating that the proposals can be implemented at an added investment of less than 10 per cent of capital funds already committed, he said, "We must move ahead with our Civic Center program at this time because we will never again have the opportunity that lies within our grasp."


Industrial Design For Park Avenue

New York's newest skyscraper, the 30-story Bankers Trust Building on Park Avenue between 48th and 49th Streets, opened last month. Architects will have a special interest in the fact that (as the bank's release on the opening did not fail to point out) "Bankers Trust is the first major office structure for which overall design responsibility has been given to an industrial designer." Design credits are given as follows: "overall design," Henry Dreyfuss; "building architecture," Emery Roth & Sons; "interior architecture," Shreve, Lamb & Harmon Associates. Structural engineer was James Ruderman, with Weiskopf and Pickworth consulting; mechanical engineers, Jaros, Baum & Bolles; general contractor, Diesel Construction Co., Inc., Rose Associates.



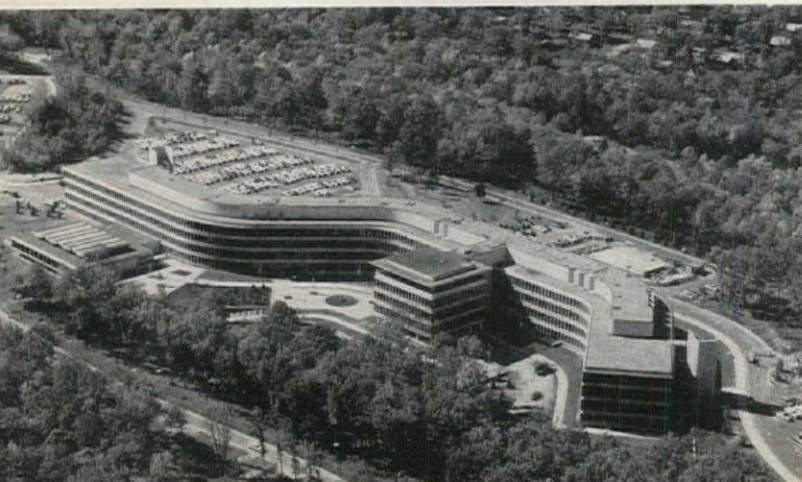
J. Alex Langley

Jerry Rogers, Inc.



Office Buildings Honored

Office Building, Wichita, Kans., designed by architect Glenn E. Benedick, was recently honored by the Kansas Chapter of the American Institute of Architects. Owned by W. Dudley Williams, the building is basically a 40-foot square glass structure enclosed by a 50-foot square screen. Among occupants is F. W. Dodge Corporation. Contractor was Law-Pollitt Construction Company Inc.





Lawrence S. Williams, Inc.

American Cyanamid Company Office Headquarters, Wayne, N.J., recently completed, has won awards from the Pennsylvania Society of Architects and New Jersey Business magazine. Architect was Vincent G. Kling, F.A.I.A. The \$12 million, four-story, 935-foot-long building, housing 1,400 employees, curves with the natural contours of the site which overlooks land soon to be flooded to create a reservoir. A five-story executive wing and one-story cafeteria extend from main structure. Structural engineers were Severud-Elstad-Krueger Associates; mechanical and electrical engineers, Meyer, Strong and Jones. Contractor was Frank Briscoe Company.

New Union Building for New Haven

Construction will begin this month on the new Teamsters, Chauffeurs & Helpers Union Building, Local 443, New Haven, Conn. Sited in an industrial zone, surrounded by new light-industry buildings mainly of concrete block, the structure will have concrete block walls with reinforced concrete beams, roof and floor of heavy timber plank. The program called for accommodations for private restricted functions of officers and committees and public functions. A 150-seat meeting hall is in the core about which the officers function. Areas for the elected and electorate are on separate levels, but open visually to each other. Each cell is top lit. Space between the cells and meeting hall is side lit. Meeting hall is top lit with a continuous perimeter skylight. The building was designed by the Office of Architect William Mileto and John Fowler, A.R.I.B.A., and Herman Spiegel—structure, and John Altieri—mechanicals.



Office


William Mileto and John Fowler
A.R.I.B.A.
Herman Spiegel—structure
John Altieri—mechanicals

New Center for M.I.T.

On the north side of the domed main building of the Massachusetts Institute of Technology, a \$6 million Center for Materials Science and Engineering will soon rise. Skidmore, Owings & Merrill of Chicago are the architects. Construction will start early this year, with occupancy expected to be ready by late 1964. The building was made possible by the M.I.T. Second Century Program and aid from the Defense Department's Advanced Research Projects Agency. Structural elements of the 380-foot-long concrete building which contains 160,000 square feet, will be exposed for harmony of texture and color with the gray limestone and concrete of main building. The structure will stand on piers, with first floor walls set back, to create a kind of colonnade.

Grandstand-Club, Maywood Park

New \$3 million grandstand and clubhouse will be built during 1963 at Maywood Park, Chicago. Designed by the Italian architectural firm Impresa Eugenio Grassetto, the prefabricated reinforced concrete building will accommodate more than 25,000 harness racing fans. Five above-ground levels will house viewers, wagerers and diners. A cantilevered roof of reinforced concrete contains quartz infra-red heating units over outdoor grandstand. Glass-enclosed clubhouse runs the full 400 feet of upper level facing track and seats 1,500.



“Overlook it.”

along the
lives will
be in doubt
look a new

that look

and the
situation

and the
return



“Look it over.”

Which do you say to your tenants? If you find yourself apologizing for your elevators, the thing to do is modernize with Selectomatic Mark IV Elevators. You'll point them out proudly.

And you'll have an elevator system that not only looks new, but acts new.

By a system that acts new, we mean elevators that don't keep people waiting...but wait for the people.

Radical idea? Absolutely. But the Mark IV does just that. Instead of nesting at the top of the building or making needless trips to the top or bottom, Selectomatic Mark IV Elevators wait in-between. Answer calls directly as they come.

The Mark IV makes the difference. Gives up to 30.6% faster service. Let us survey your elevators. You may find much of your existing equipment can be reused in modernizing with Mark IV. You can be sure...if it's Westinghouse.

J-98809AA



Elevators by Westinghouse

For more data, circle 5 on Inquiry Card

APARTMENTS SOAR IN '62: TOO MUCH OR NOT ENOUGH?

1962 may well be remembered (for a time, at least) as the "year of the apartment." Based on 10 month's data, there is every indication that the year's contract value for new apartments will be half again as large as in 1961, and well over double the rate of only three years ago.

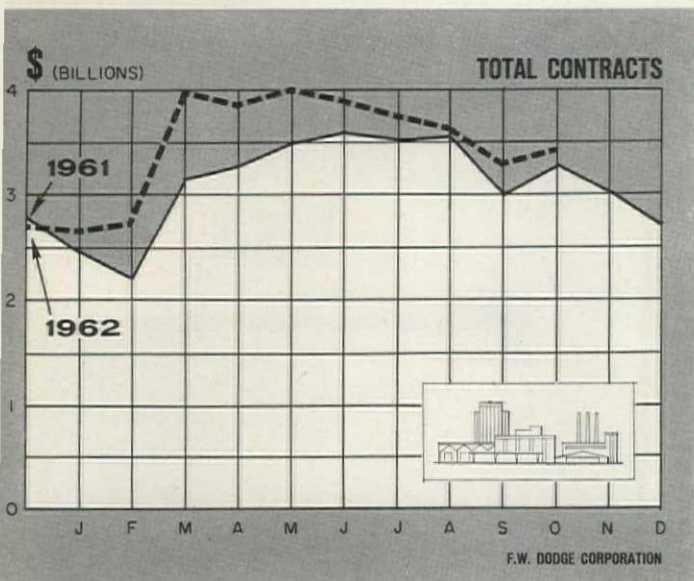
As outstanding as 1962 has been in the field of apartment building, it still must be viewed not so much as a single unusual event, but as the highest point reached on a recent trend. Back in the middle fifties, when this trend began, only every 10th housing unit built was an apartment; by 1960, apartments had gradually gained in favor to one in five. Last year, a sudden surge brought the ratio to nearly one apartment out of every three new dwelling units.

During this period everything seems to have been working in favor of apartment building. Liberalized depreciation allowances provided by the Housing Act of 1961 increased their attractiveness as investment properties. Urban renewal programs have been a stimulus both through demolition of existing substandard units and through replacement with new low rental projects. The development of cooperative, and the more recent condominium, forms of tenant-ownership provide most of the convenience, tax advantages, and equity appreciation of home ownership for people who don't want to own single family homes.

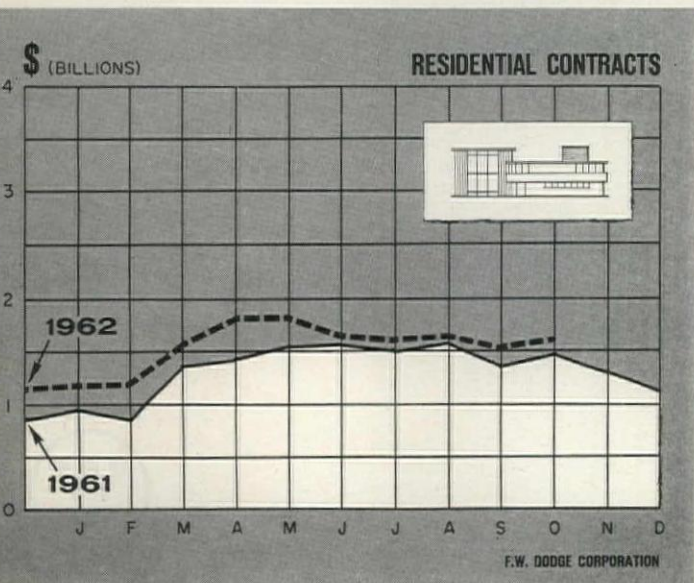
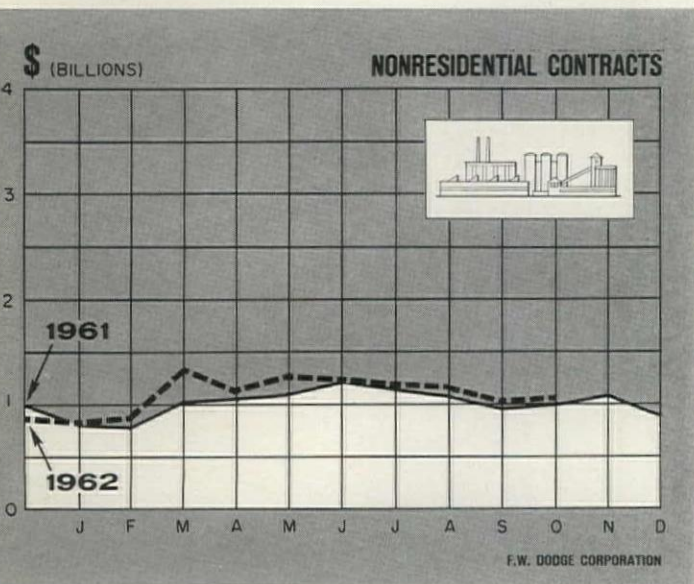
Even more basic to the rising trend in apartment building have been the recent developments in population growth. Since 1950, about 35 million persons—equal to the entire gain in our population—have settled in cities and towns. The natural increase in existing cities, migration from rural areas, and the growth of rural areas into towns and cities all served to put the squeeze on land available for residential building. By providing so many more rooms per acre, the apartment has been a natural answer to the problem of sharply rising land costs in rapidly growing suburban areas. And in addition to the pressure of sheer numbers, the changing age composition of our population is also a source of accelerated demand for apartment space. Recent experience, and more important, future projections (since apartments, unlike single family homes must be built more with an eye to the future than to current demand) of population clearly show that the fastest growth is, and will continue to be, concentrated among the young marrieds (ages 18-24) and the over 55's. Persons in these two age groups are, more than any others, the hard core of demand for rental units, and rising income levels will help to make them more independent, and consequently better prospects for separate living quarters than ever before.

The sharply rising rate of apartment building in the past few years has led to an increasing number of "viewers with alarm" regarding possible overbuilding. While it is always true that local supply-demand relationships can become quite distorted, nationally there is little to be concerned about. Highly predictable population trends show a continuing need for a higher proportion of apartment units to single family housing. Even at the current high rate of building—31 apartments out of every 100 residential units—we are still short of even maintaining the existing proportion of rental units in our total housing stock. This ratio currently stands at 37 rental units out of every 100 dwellings and has been declining steadily. Instead of being concerned about overbuilding, we might start asking whether enough apartments are being built to meet the demand of the next 10 years.

*George A. Christie, Economist
F. W. Dodge Corporation
A McGraw-Hill Company*



Total contracts include residential, nonresidential, heavy engineering contracts





CLIENT REQUIREMENT:

FLOORING THAT
COMBINES THE
CLASSIC ELEGANCE
OF QUARRIED
TRAVERTINE WITH
THE PRACTICAL
ADVANTAGES OF
SOLID VINYL.

SPECIFICATION:

AMTICO TRAVERTINE
VINYL - NATURAL
STONE TEXTURE.
LONG WEARING,
RESILIENT. EASY
AND ECONOMICAL
TO INSTALL AND
MAINTAIN. NEVER
NEEDS WAXING.

SPECIFICATIONS— $\frac{1}{8}$ " or .080" all-vinyl. Colors: natural, white, terra cotta, beige, avocado, eggshell, cream, bone, sand. Any $\frac{1}{8}$ " Amtico Vinyl plain color on special order. Sizes: 9" x 9", 12" x 12", 36" x 36" untrimmed. Other sizes by special order. Use on: suspended wood floors; concrete floors above-, on-, and below-grade; walls. Patent #3,102,285.

For free samples and detailed data,
write Amtico, Dept. AR-13, Trenton 2, N. J.



The finest in Vinyl, Vinyl Asbestos, Vinyl Inlaid, Rubber and Asphalt Floorings
AMERICAN BILTRITE RUBBER COMPANY

TRENTON 2, NEW JERSEY

Showrooms: New York • Chicago • Los Angeles
San Francisco • Dallas • Toronto • London, England

In Canada: American Biltrite Rubber Company Ltd., Sherbrooke, Que.



For more data, circle 6 on Inquiry Card

Construction Cost Indexes

Presented by Clyde Shute, Director of Statistical Policy, Construction News Div., F. W. Dodge Corp., from data compiled by E. H. Boeckh & Assoc. Inc.

Labor and Materials: U.S. average 1926-1929=100

NEW YORK

ATLANTA

PERIOD	RESIDENTIAL		APTS., HOTELS, OFFICE BLDGS.	COMMERCIAL AND FACTORY BLDGS.		RESIDENTIAL		APTS., HOTELS, OFFICE BLDGS.	COMMERCIAL AND FACTORY BLDGS.	
	Brick	Frame	Brick and Concrete	Brick and Concrete	Brick and Steel	Brick	Frame	Brick and Concrete	Brick and Concrete	Brick and Steel
1935	93.8	91.3	104.7	108.5	105.5	72.3	67.9	84.0	87.1	85.1
1939	123.5	122.4	130.7	133.4	130.1	86.3	83.1	95.1	97.4	94.7
1949	243.7	240.8	242.8	246.6	240.0	189.3	189.9	180.6	180.8	177.5
1950	256.2	254.5	249.5	251.5	248.0	194.3	196.2	185.4	183.7	185.0
1951	273.2	271.3	263.7	274.9	271.8	212.8	214.6	204.2	202.8	205.0
1952	278.2	274.8	271.9	265.2	262.2	218.8	221.0	212.8	210.1	214.3
1953	281.3	277.2	281.0	286.0	282.0	223.0	224.6	221.3	221.8	223.0
1954	285.0	278.2	293.0	300.6	295.4	219.6	219.1	233.5	225.2	225.4
1955	293.1	286.0	300.0	308.3	302.4	225.3	225.1	229.0	231.5	231.8
1956	310.8	302.2	320.1	328.6	324.5	237.2	235.7	241.7	244.4	246.4
1957	318.5	308.3	333.1	345.2	339.8	241.2	239.0	248.7	252.1	254.7
1958	328.0	315.1	348.6	365.4	357.3	243.9	239.8	255.7	261.9	262.0
1959	342.7	329.0	367.7	386.8	374.1	252.2	247.7	266.1	272.7	273.1
1960	351.6	337.2	377.7	395.8	380.6	259.2	253.3	274.7	282.5	278.8
1961	362.5	343.0	398.2	422.4	397.0	256.7	249.7	275.8	284.5	275.8
August 1962	379.2	356.6	422.2	450.1	420.1	265.1	257.4	285.7	295.8	283.9
September 1962	378.4	356.2	421.8	449.7	419.6	264.9	257.2	285.4	295.6	283.7
October 1962	377.7	355.3	421.7	449.6	419.4	266.3	259.6	286.6	295.8	284.3
October 1962	% increase over 1939		222.6	237.0	222.4	% increase over 1939		201.4	203.7	200.2
October 1962	205.8	190.3				208.6	212.4			

ST. LOUIS

SAN FRANCISCO

1935	95.1	90.1	104.1	108.3	105.4	89.5	84.5	96.4	103.7	99.7
1939	110.2	107.0	118.7	119.8	119.0	105.6	99.3	117.4	121.9	116.5
1949	221.4	220.7	212.8	215.7	213.6	213.0	207.1	214.0	219.8	216.1
1950	232.8	230.7	221.9	225.3	222.8	227.0	223.1	222.4	224.5	222.6
1951	252.0	248.3	238.5	240.9	239.0	245.2	240.4	239.6	243.1	243.1
1952	259.1	253.2	249.7	255.0	249.6	250.2	245.0	245.6	248.7	249.6
1953	263.4	256.4	259.0	267.0	259.2	255.2	257.2	256.6	261.0	259.7
1954	266.6	260.2	263.7	273.3	266.2	257.4	249.2	264.1	272.5	267.2
1955	273.3	266.5	272.2	281.3	276.5	268.0	259.0	275.0	284.4	279.6
1956	288.7	280.3	287.9	299.2	293.3	279.0	270.0	288.9	298.6	295.8
1957	292.0	283.4	295.2	307.1	302.9	286.3	274.4	302.9	315.2	310.7
1958	297.0	278.9	304.9	318.4	313.8	289.8	274.9	311.5	326.7	320.8
1959	305.4	296.4	315.0	329.8	323.9	299.2	284.4	322.7	338.1	330.1
1960	311.4	301.0	322.2	337.2	329.2	305.5	288.9	335.3	352.2	342.3
1961	315.1	302.0	329.0	346.8	332.2	308.7	290.2	345.1	362.9	350.2
August 1962	324.4	309.7	343.5	362.3	343.7	317.0	296.7	357.6	376.9	361.3
September 1962	324.4	309.7	343.5	362.3	343.7	324.2	305.1	366.3	383.6	368.1
October 1962	323.0	307.9	343.2	362.2	343.4	323.5	304.2	366.1	383.4	367.3
October 1962	% increase over 1939		189.1	202.3	188.6	% increase over 1939		211.8	214.5	215.3
October 1962	193.1	187.7				206.3	206.3			

Cost comparisons, as percentage differences, for any particular type of construction, are possible between localities, or periods of time within the same city, by dividing the difference between the two index numbers by one of them; i.e.:

index for city A = 110

index for city B = 95

(both indexes must be for the same type of construction).

Then: costs in A are approximately 16 per cent higher than in B.

$$\frac{110-95}{95} = 0.158$$

Conversely: costs in B are approximately 14 per cent lower than in A.

$$\frac{110-95}{110} = 0.136$$

Cost comparisons cannot be made between different types of construction because the index numbers for each type relate to a different U. S. average for 1926-29.

Material prices and wage rates used in the current indexes make no allowance for payments in excess of published list prices, thus indexes reflect minimum costs and not necessarily actual costs.

ANOTHER

L. E. CARPENTER
ORIGINAL


VICRTEX
DESIGN ©

VICRTEX® V.E.F.*

Tigris

vinyl wall covering

Those Carpenter designers have done it again: a winding river bank's foliage is translated into a new vinyl wall covering decorating inspiration: Vicrtex V.E.F. "Tigris". 16 colors. Write today for swatches and color samples.

 all Vicrtex fabrics U/L rated.

*vinyl electronically fused

L. E. CARPENTER & COMPANY

Empire State Bldg., N.Y. 10048-4000; Mills, Wharton, N.J.

IN CANADA: Shawinigan Chemicals Ltd., Canadian Resins Div., Montreal, Que. & Weston, Ont.



*a short story for progressive planners
by Bradley Washfountain*

It began with a circle on an architect's preliminary drawing, and the revolution was underway. Soon Bradley Washfountains were bringing new beauty to schools across the country. In classrooms, corridors, washrooms, cafeterias, shops, labs, and gyms, Bradleys appeared with increasing frequency — as architects stepped away from The Stereotyped, to *group* washfixtures. They selected Washfountains

most likely to Succeed...

because Bradleys provide a kaleidoscope of colors, shapes, textures, and sizes; save valuable floor space; cut installation costs as much as 80%, by serving as many as eight students with only one set of plumbing connections; speed traffic flow; and stop disease (hands touch only clean water on a *foot-operated* Bradley). Take a giant step: draw a *circle* on your next washroom plan. *Begin with Bradley!*

Ask your Bradley representative for assistance on specific applications. Or write for new Catalog No. 6302. Bradley Washfountain Co., 2377 W. Michigan Street, Milwaukee 1, Wisconsin.



For more data, circle 8 on Inquiry Card



—Drawn for the RECORD by Alan Dunn

CONSULTING ENGINEERS LAUNCH CAMPAIGN TO PROMOTE JOB OPPORTUNITIES ABROAD

Consulting engineers are exploring opportunities which may be available to them in the push to develop American foreign trade and in the new European context created by the Common Market.

The young Consulting Engineers Council, one of the liveliest organizations in the construction industry, has established a special committee to look into foreign job opportunities and identify specific problems to be solved before American engineers can exploit these opportunities.

The committee is working with the Department of Commerce and other Federal agencies to develop information about regulations governing U.S. consulting engineers doing business in foreign countries.

The Council is also cooperating with the University of Colorado in sponsoring the first Institute for International Engineering, to be held January 23-25 at the university campus in Boulder. Overseas business development is the theme and other cooperating organizations include the U.S. Department of Commerce, the Small Business Administration and the Colorado Regional Export Expansion Council.

"The fundamental objective of this new program," says the prospectus, "is the stimulation of international engineering operations by American firms as a contribution to the development of American foreign trade. Emphasis in this program will *not* be on technical engineering data. The entire Institute is designed to interest and acquaint engineering firms with the advantages of engaging in international engineering service contracts and will be geared to the economic, business and political aspects of such services."

Actual promotion of foreign assignments was a major topic at last month's meeting of the C.E.C. Committee in Chicago. The Committee will develop a procedure for nominating a limited number of firms in response to requests for specific assistance. To promote work for U.S. consulting firms generally, a specialized roster of C.E.C. firms interested in foreign work will be compiled and distributed through U.S. government agencies, and directly, to potential foreign clients.

Also discussed was a proposed Department of Commerce survey of foreign service commercial attachés to

compile regulations affecting U.S. engineers working abroad.

William W. Moore of Dames and Moore, San Francisco, is chairman of the C.E.C.'s special committee. Other members are: Louis Berger, Louis Berger Associates, Orange, N.J.; Richard Harza, Harza Engineering, Chicago; Orley O. Phillips, Phillips-Carter-Osborn, Denver; Eric B. J. Roos, Seelye, Stevenson, Value & Knecht, New York City; C. M. Stanley, Stanley Engineering, Muscatine, Iowa; and L. J. Sverdrup, Sverdrup and Parcel, St. Louis.

Architects Not Interested?

Apparently architects either doubt the possibility of profitably expanding their business abroad, or feel that they already have sufficient information on which to base any future efforts in this direction. At any rate the American Institute of Architects says it has no program for promoting foreign job opportunities for architects or for collecting data on the professional problems which confront U.S. architects working abroad, and that there has been no discussion with the Consulting Engineers Council of its program.



Steel's Symbol of strength, long life, and economy.

STEEL DESIGN SOLVES PROBLEM FOR MEMPHIS APARTMENTS

Owners planning a new 5-story apartment in Memphis were faced with the problem of utilizing a limited building site to the best advantage. Their solution?

They designed with steel to save space and provide a light modern appearance, a requirement for today's luxury dwellings.

Ellers & Reaves, Structural Engineers, recommended this approach to Jay Realty Company of Memphis for their interesting new Park Terrace Apartments and won enthusiastic approval from the owners.


The all-welded steel frame is supported on two rows of first floor reinforced concrete columns spaced 42 ft. on center. Floor girders span the columns and cantilever 11'-6" on each side to provide balconies for each apartment and shelter for off-street parking.

Economy in floor construction was accomplished by welding Junior Beams as continuous members to the top of girders. Bay lengths varied from 12'-6" to 16'-6" and since 8" Junior Beams were used on the longer spans, it was necessary to notch their ends 2" to bring the top flange to the same height as the 6" Junior Beams. Metal deck was welded to the Junior Beams to support the 2½" concrete floor slab. The 6" space between the deck and the girders provided room for mechanical lines along the entire length of building.

For more complete information on Jones & Laughlin Junior Beams and Junior Channels, see our catalog in Sweet's File or call our local sales office.

Jones & Laughlin Steel Corporation

3 Gateway Center, Pittsburgh 30, Pennsylvania





THREE A.I.A. WESTERN REGIONAL CONFERENCES



From left: Speakers Robert Alexander, Robert Hastings, George Kassabaum, regional director Lloyd Snedaker, conference chairman Ashley Carpenter, Utah president Pat Harris



From left: Lloyd Snedaker, Dean Gustavson and Pat Harris of Salt Lake with Mountain States T & T general manager Eric Aaberg, leaders in Salt Lake's downtown plan for 1980



From left: Dr. Frei Otto, Berlin, Germany. Dr. Mario Salvadori, New York and Rome with Cal Poly's George Hasslein, conference program director



From left: Two former regional directors comparing notes: Donald Stewart and Harry Weller. "The Art of Building": Philip Johnson with speaker Robert Alexander

The three A.I.A. Western regions consistently stir up a heady brew for their constituents in the form of their annual conferences, using as ingredients provocative subjects, interesting people as speakers and last but not least, some of the most beautiful places in the country. The combination proves irresistible and the kind of architect attracted adds more to their flavor. No one willingly misses "the regional."

The A.I.A. divides the West into three parts: Northwest, which includes Hawaii and Alaska, Washington, Oregon, Montana and Idaho and is presided over by Robert Durham of Seattle; Western Mountain, which has Arizona, Colorado, New Mexico, Nevada, Utah, Wyoming and whose director is Lloyd Snedaker of Salt Lake City; and California, in the charge of director Malcolm Reynolds of Oakland.

Although each conference had its own particular quality and made its intended points in its own way, the Northwest provided the most spec-

tacular show. The conference, whose theme was "The Art of Doing," was set at Oceanlake, Ore., where the 200-odd conferees were in the direct path of hurricane Frieda, and experienced the fury of 120-mile-an-hour winds and the beauty of the storm-lashed ocean. Conference chairman Robert Wilmsen of Eugene and his committee kept everything going on an even keel, despite a 24-hour isolation from the rest of the world. Speakers Philip Johnson, John Bolles, Robert Alexander, Harold Spitznagel and Alfred Bendiner and artists Tom Hardy, David McCosh, Eugene Bennett and Jane Gehring, who directed the "doers" in water color and sand-cast sculpture performed like veterans. The experiment of getting architects to "do" some art form was a success.

The Western Mountain region, meeting in Sun Valley, Ida., chalked up its most successful conference yet. Like the other two meetings, this program included the Institute feature, "Expanded Services," and as in the other regions, this seemed out

of place with the rest of the program. Hit of the program was, however, Dean Gustavson's presentation of the Utah architects' plan for downtown Salt Lake City, now approved and being executed. Institute president Henry Wright, George Kassabaum, Robert E. Alexander, Robert Hastings, O'Neil Ford, Douglas Haskell and Elisabeth Thompson rounded out the speakers' list. Ashley Carpenter, Salt Lake City, was chairman.

California's theme "World Search" drew for most of its speakers on the preceding World Conference on Shell Structures: Mario Salvadori, Rome, New York; Dr. Frei Otto, Berlin; Joseph Allen Stein, New Delhi; and added Sir Hugh Casson of London. Program director George Hasslein of Cal Poly kept the talent in line for an inspiring and provocative program—fit successor to the last convention held in the same place, Monterey, in 1958.

—Elisabeth Kendall Thompson



Shown Here: DECOR PANEL COLUMNS

BORDEN ARCHITECTURAL DECOR PANELS

Now Borden brings a new building component to the architect—durable light-weight aluminum panels which can be custom-styled in an infinite variety of forms and designs. For example, the extruded type shown here can be had with design punchings of squares, circles, ovals or combinations of curves and straight lines.

The new Architectural Decor Panels by Borden are an extremely flexible medium, allowing the architect a rare freedom of expression in designing facades to blend with the nature of the building, its setting, and the preferences of his client. The dramatic effects achieved with

this new material are being discovered daily; additionally, these panels are unexcelled for sturdiness, economy, ease of handling and installation, and ventilation.

Not limited to facades, the Borden Architectural Decor Panels are used as interior partitions, grilles, window guards, stair rails, doors, entryways, sunshades, and are especially adaptable in the refacing of existing buildings.

Write today for our folder on Borden Architectural Decor Panels.

another fine product line of

BORDEN METAL PRODUCTS CO.

MAIN OFFICE: 822 GREEN LANE, ELIZABETH, NEW JERSEY • Elizabeth 2-6410

PLANTS AT: LEEDS, ALABAMA; UNION, NEW JERSEY; CONROE, TEXAS

For more data, circle 10 on Inquiry Card

CHAMPION'S HOTTEST!!!! BUTTON!!!!!!



You're looking at the business end of a Champion VHO lamp! This is the Very High Output lamp that offers you six major benefits... manufactured by Champion... Champion of the big four! ■ Champion's VHO T12 line of lamps can be used in all standard high-intensity fixtures. This is not true of some competitive types: Champion's VHO needs no special positioning to realize maximum lumen output — just snap it in and you've got more light output throughout lamp life with less maintenance. No indentations — less dust and dirt accumulation and more uniform light distribution. Speaking of life, Champion's VHO lamp has an average rated useful life of 7500 hours. ■ The real lighting specialists among you also know that they're smaller...

only 1½" in diameter and weigh less than half some other makes of High Intensity lamps. So, remember, Champion's VHO lamps — lower in maintenance costs, high in rated useful life, fit all standard fixtures and you can get up to 15,000 lumens. Why not join the thousands of indoor and outdoor lighting systems' operators who are specifying Champion daily? ■ If you want the full story on the advantages of fluorescent high-intensity lighting, call your electrical distributor or write Champion Lamp Works, Lynn, Massachusetts.



OUR ONLY BUSINESS

FOR OVER HALF A CENTURY

For more data, circle 11 on Inquiry Card



The Princess phone is a handy, handsome addition to any den. For help in telephone-planning your homes, just call your local Bell Telephone Company and ask for the Architects' and Builders' Service. See Sweet's Light Construction File, 11c/Be, for other residential telephone installation ideas.




YOU CAN CREATE livable, more functional homes by providing total telephone convenience. Built-in outlets with concealed wiring offer flexible arrangements for a family's ever-changing telephone needs.



BELL TELEPHONE SYSTEM

For more data, circle 12 on Inquiry Card

Now...for enduring beauty in acoustical



ENDURING BEAUTY BY MONDRIAN. The painting above, by the famed Dutch artist (1872-1944), is titled "Composition in Red, Yellow And Blue." Some admirers of Mondrian have called him one of the fathers of modern architecture, since his juxtaposed space divisions and unique sense of asymmetry have greatly inspired modern architects. (Reproduction by arrangement with Sidney Janis Gallery, New York City.)

LO-TONE[®] mineral ceilings PLUS VINYL



LO-TONE[®] VINYL COATED CEILING BOARD,
FISSURED PATTERN 3/8" x 24" x 48".



LO-TONE VINYL COATED
CEILING TILE,
CONSTELLATION[®]
PATTERN, 3/8" x 12" x 12"
BUTT K&R JOINT.



LO-TONE VINYL COATED CEILING BOARD,
CONSTELLATION[®] PATTERN 3/8" x 24" x 48".

Because the architect is concerned equally with enduring beauty and enduring utility, you will surely welcome the announcement of Lo-Tone vinyl coated mineral acoustical ceilings.

In developing plastic coated Lo-Tone products, we have considered the many factors you have to think of in designing your schools, hospitals, office buildings, hotels, and other structures.

We know that you want matched ceilings throughout a building—including kitchen and washroom areas. Therefore, Lo-Tone vinyl coated patterns are identical to regular Lo-Tone patterns. You want washability, and scrubbability. You want acoustical efficiency. You want a noncombustible product which meets Class "A"

flame resistance requirements of Federal Specification SS-A-118b. All of these properties have been provided in Lo-Tone vinyl coated materials.

Most important of all, you want a plastic surface which will not sag or detach. Lo-Tone vinyl products are made by *spray coating* instead of lamination of a plastic film. They will retain their full beauty without yellowing. The sealed, static-free surface does not attract dirt particles, and is ideally suited for electronic laboratories and other "super clean" types of rooms.


For samples and further information, find your local Lo-Tone Acoustical Contractor in the Yellow Pages, or write us: Wood Conversion Company, St. Paul 1, Minnesota.

For enduring beauty, specify . . .

LO-TONE[®] MINERAL CEILING TILES AND BOARDS

For more data, circle 13 on Inquiry Card

Model of the twin Wilshire Comstock apartments in West Los Angeles, California. Architects and Engineers: Victor Gruen Associates; Edgardo Contini, Partner in Charge.



Economical steel for residential luxury

The Hollywood Hills form the backdrop for the tall, trim Wilshire Comstock apartments. These twin 20-story buildings represent 1962's entry in Tishman Realty and Construction Company's amazing record of a building a year in the Los Angeles area.

Each of these buildings has spacious living areas free of cluttering columns. From lobby to penthouse, each is designed for gracious living. Each apartment is equipped with individually controlled air-conditioning, and has its own terrace. Even tenants' automobiles are pampered in a split-level basement garage.

According to the Tishman organization, completion of steel erection for Wilshire Comstock-West one month ahead of schedule (in only 61 working days) represents a corresponding potential in increased rental revenue. Bethlehem crews, even more recently, have completed erection of structural steel for Wilshire Comstock-East.

The steel framing conforms to the seismic code of Los Angeles. Possible earthquake forces would be carried through welded beam-to-column connections which provide a moment-resistant frame. Another interesting aspect of the structural design lies in the use of alternately rotated columns, which help to equalize rigidity in both directions.




for Strength
... Economy
... Versatility

BETHLEHEM STEEL COMPANY, BETHLEHEM, PA. Export Sales: Bethlehem Steel Export Corporation

BETHLEHEM STEEL



For more data, circle 14 on Inquiry Card



THE CHURCH LOUNGE

To add to the inherent fire safety of large masses of wood, such as the laminated wood beams, above,

Osmose FLAME PROOF Wood has been specified for the planked ceiling and all the lighter members, including floor framing, walls and partitions. Osmose Pressure Treated FLAME PROOF Wood has passed the Underwriters' Laboratories, Inc. requirements for flame spread of not over 25 and no evidence of significant progressive combustion in 30 minute test duration. In the event of fire, FLAME PROOF Wood helps contain the flame, greatly reduces smoke and greatly reduces the rate at which strength is lost. It can easily mean the difference between a small, easily-contained fire and a disaster. For additional information on how FLAME PROOF Wood adds important plus values to the other fine qualities of wood by overcoming one of its few handicaps, write to

OSMOSE WOOD PRESERVING CO. OF AMERICA, INC., 980 ELLICOTT ST., BUFFALO 9, N. Y.

← For more data, circle 15 on Inquiry Card

For more data, circle 16 on Inquiry Card

Guggenheim Museum, New York City
—from "Photographing Architecture and Interiors"



Banham

GUIDE TO MODERN ARCHITECTURE. *By Reyner Banham. The Architectural Press, 9-13 Queen Anne's Gate, London S.W.1. 159 pp., illus. 25s.*

Mr. Banham has designed his guide not for the professional nor for the wholly unlettered in architecture, but rather for architecture buffs who, like him, will go out of their way to see a modern building. Deploring the lack of a literature of appreciation, he says of himself and his like, "... we are not encouraged to cheer and stamp when a Gio Ponti successfully pulls off a rather *risqué* esthetic effect, when le Corbusier transmutes the flatulence of three hundred flats into a rhetorical exhaust stack in the grandest of all possible manners, or when Mies turns the corner of a facade with the authority and precision of Fangio at Woodcote." To fill this gap, Mr. Banham has written appreciations of modern buildings, from the Bauhaus to Tange's Kurashiki Town Hall, which have in one way or another, at one time or another, moved him to cheer and stamp.

The appreciations are preceded by a four-part introduction: Function, Form, Construction and Space. The latter assumes, for Mr. Banham, the most distinctive area of development in modern architecture, but he is not really insistent on the point. Having no theoretical axe to grind, he finishes

the book with a panegyric to Mies's details in Crown Hall. Minor inconsistency is one of the luxuries allowed when enthusiasm is the point, and the buoyancy of Mr. Banham's enthusiasm will forgive even his prose—journalistic, vernacular, occasionally, God save the mark, hip. Behind the rather studied flipness lies a solid respect for good architecture and the men who make it.

Photography

PHOTOGRAPHING ARCHITECTURE AND INTERIORS. *By Julius Shulman. Whitney Library of Design, 18 E. 50th St., New York 22, 154 pp., illus. \$14.95.*

As anyone knows who has ever watched an architectural photographer at work, his is a profession requiring a world of patience, an eternity of experience, and a wealth of technical know-how. Photographer Julius Shulman is deservedly well known for his success in accomplishing what is essentially an impossible job—putting three-dimensional buildings onto two-dimensional paper. For the benefit of aspirant photographers and interested architects and designers, Mr. Shulman shares his hard-earned knowledge of the requirements of equipment, angles and photographic perspective,

the intricacies of lighting—whether natural or synchronized flash—and darkroom tricks. He has even revealed the famous Shulman portable garden, suitable for framing with. For the budding professional, there is a chapter on markets and fees.

As for experience and patience, these must still be provided by each man for himself.

The book is, expectedly, profusely illustrated, with a photographic analysis of each photograph.

Houses

THE COURT-GARDEN HOUSE. *By Norbert Schoenauer and Stanley Seeman. McGill University Press, 3458 Redpath St., Montreal 25, Canada. 204 pp., illus. \$8.*

The increasing popularity of the house designed around a private courtyard led the authors initially to undertake a study of the suitability of the building type for Canadian climate. Finding that there was no comprehensive study of the subject, they have covered it in rather more detail.

American architects are likely to find interest chiefly in the first three chapters. The first gives instances of the design type in history and around the world—the Mediterranean is by
continued on page 62B



SMOOTH GREEN



SMOOTH CORAL



SMOOTH GRAY



WEATHERED GREEN



SMOOTH BUFF



WEATHERED RED



WEATHERED BLACK



WEATHERED BROWN



SMOOTH WHITE



BLUE GLAZE ON DESIGNER PATTERN



YELLOW GLAZE ON SPANISH PATTERN



GREEN GLAZE ON DESIGNER PATTERN



Rowsey Memorial Chapel, Muskogee, Oklahoma—Archts.: Bennett & Crittenden, Dallas, Texas—Tile by Ludowici: Early American Gray Range

RELIGIOUS, RESIDENTIAL, INSTITUTIONAL and COMMERCIAL...Ludowici Roofing Tiles Adapt to All

Our representatives are always available to assist you on your special roofing problems

BRANCH OFFICES & REPRESENTATIVES:

565 Fifth Avenue
New York 17, New York
OXford 7-8090 or 8091

12734 Woodland Avenue
Cleveland, Ohio
771-7777

1412 Sharon-Amity Road N
Charlotte, North Carolina
EMerson 6-3149

7909 Big Bend
St. Louis 19, Missouri
WOODland 2-0200

Pittsburgh, Pa.
Dial Operator
ZENith-0779


740-15th Street, N.W.
Washington 5, D. C.
NATional 8-8932

8428 Kate Street
Dallas 25, Texas
EMerson 1-5013

1717 Section Road
Cincinnati 37, Ohio
MElrose 1-7945

2240 Coral Way
Miami 46, Florida
445-2214

WEST COAST REPRESENTATIVES: Gladding, McBean




LUDOWICI-CELADON CO. 75 EAST WACKER DRIVE • CHICAGO 1, ILL. • RAndolph 6-6740

Manufacturers of quarry tile, the nation's largest producer of roofing tile and NAILON Facing Brick

For more data, circle 17 on Inquiry Card

SEE SWEET'S FILE NO. ^{8f} Lu

A.I.A. FILE 12-E



808 OVERHEAD


single or double acting closer
fits into 1-3/4" x 4" head frame



RIXSON Inc.

RIXSON Inc., Franklin Park, Illinois / Canada: Rexdale, Ontario


Fully descriptive literature on request




For more data, circle 18 on Inquiry Card




... IN CHURCHES



... IN SCHOOLS



... IN COMMERCIAL BUILDINGS



... IN MOTELS

Flat, corrugated or sandwich-type reinforced panels made with 100% LUCITE[®] are attractive, functional, practical

ACRYLIC SIRUP

Transparent, translucent and opaque panels made with 100% LUCITE acrylic sirup are now available in a wide variety of patterns and colors. ■ These panels make effective use of natural and fluorescent lighting to illuminate the interiors of factories, commercial buildings, schools, motels and churches. Their installed cost is less than glass and sash, and they also reduce daytime illumination costs. ■ Panels made with 100% LUCITE are the most weather-resistant reinforced plastic panels available... their resistance to mois-

ture and sunlight is unsurpassed. For example, outdoor signs made from LUCITE have endured exposure to moisture and sunlight for more than 20 years—and they're still in service. In other words, panels made from LUCITE retain their color, gloss and light-transmission qualities far longer

PLASTICS DEPARTMENT



than any other reinforced plastic panel. ■ For more information about reinforced panels made with 100% LUCITE acrylic sirup, write: Du Pont Company, Department AR-1, Room 2507L, Wilmington 98, Delaware.

BETTER THINGS FOR BETTER LIVING... THROUGH CHEMISTRY

For more data, circle 19 on Inquiry Card

STRIPLINE
DISTINCTIVE
AIR DIFFUSERS



Designed to enhance beautiful interiors

Stripline extruded aluminum slot-type air diffusers are designed to blend in perfectly with the decor. They are made with separate plaster frames and removable diffusing cores. Stripline is easy to install in sections or as a continuous unit. **No mounting screws on face of unit... surface unmarred.**

Stripline can be located in walls... ceilings... coves... moulds... window sills and the air mixing vanes in the diffusing cores assure draftless air distribution regardless of location or length of unit.

You should have the Stripline catalog.
Write for your copy today.

AIR DEVICES INC.
185 Madison Avenue
New York, New York

For more data, circle 20 on Inquiry Card




**The Gold Bond difference:
New lasting beauty any building can afford**

New Gold Bond Corrugated "400" costs much less than comparable competitive materials. Yet it carries a 10-year written guarantee against peeling, blistering or crazing. "400" is the first corrugated asbestos-cement product with a durable predecorated finish. The PLASTI-CLAD finish is a heavy polyvinyl chloride coating that gives maximum resistance to weathering. It is virtually inert, so airborne dust, acid and alkaline fumes will not affect the appearance. And the glossy, pebbled surface is impervious to water, and resists weathering. The integrity of PLASTI-CLAD is assured through the use of an epoxy primer which

permanently bonds the surface to the base. What's more, PLASTI-CLAD is oven baked to harden and cure it. Do you know of any similar prefinished siding or roofing products so reliable and so fully guaranteed? We don't. Six handsome, tasteful colors are now available: Dawn Gray, Fawn, Green, White, Goldenrod and Tile Red. For technical information and samples, call your Gold Bond® Representative, or write to Dept. AR-13, National Gypsum Company, Buffalo 13, New York.

Gold Bond materials and methods make the difference in modern building



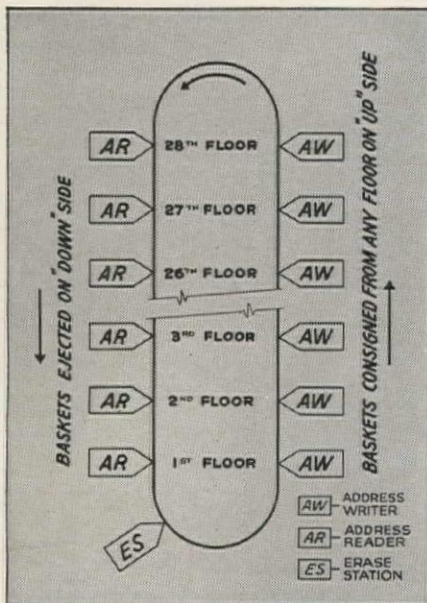


STANDARD CONVEYOR Recordlift distributes a daily volume of mail equal to a 1st class postoffice throughout the 28 stories of the Kaiser Center office building. The operator merely pushes a button to send the mail basket to the proper floor . . . button determines a magnetic code for address tabs on the conveyor carriage.



KAISER CENTER, Oakland, California. ARCHITECTS: Welton Becket & Associates. GENERAL CONTRACTOR: Robert E. McKee General Contractors, Inc.

High speed mail distribution streamlines the paper flow in new Kaiser Center



"Magnetic memory" control system has no moving parts, no levers, no between-station wiring . . . nothing to wear out. Diagram shows how address "writers" and "readers" are located between the building's 28 floors. If you are planning a multi-story building where mail distribution can be a problem, get the full details now on fast and efficient Recordlift!

At Kaiser Center's towering new 28-floor office building, mail is distributed every half hour. Yet it's all done without the usual cost and confusion of interfloor mailboy traffic.

Instead, a modern and efficient STANDARD CONVEYOR Recordlift whisks the mail, interoffice correspondence and other vital business records to central dispatching mailrooms . . . rapidly, economically, automatically.

Dispatching is simple, speedy, selective. The operator merely puts

the material in the container, pushes the button for the proper floor and Recordlift delivers it in minutes. Mailboy hours are saved . . . speed and efficiency are gained.

If you have a multi-story building project pending, remember Recordlift, the modern mail system. It saves your client the cost and clutter of interfloor mailboys . . . with push-button speed, economy and efficiency!

Write today for illustrated data file . . . or simply clip this ad to your letterhead and mail it.

Check into these typical Standard Recordlift Installations

- Atlantic Coast Line Railroad Company
Jacksonville, Florida
- State of Minnesota Department of Highways
St. Paul, Minnesota
- Ohio Oil Company, Findlay, Ohio
- Ontario Hospital Services Commission
Toronto, Ontario, Canada
- Bank of America Service Center Building
San Francisco, California
- Bankers Life Company, Des Moines, Iowa
- State of California Compensation Insurance Fund Building
San Francisco, California
- State of Minnesota State Office Building
St. Paul, Minnesota
- State of Oregon, Salem, Oregon
- Western Electric Company, New York, N.Y.
- First National Bank, Minneapolis, Minnesota
- Lincoln National Life Insurance Company
Fort Wayne, Indiana
- City of Minneapolis, Public Library Division
Minneapolis, Minnesota
- Great West Life Assurance Company
St. Boniface, Manitoba, Canada
- Mutual Service Insurance Company
St. Paul, Minnesota
- State of Texas Employment Commission
Austin, Texas
- David Wohl Memorial Hospital
Washington University Clinic
St. Louis, Missouri
- State of California, California State Teachers Association, Burlingame, California
- Ohio National Life Insurance Company
Cincinnati, Ohio
- Research Hospital, Kansas City, Missouri

LISTED IN SWEET'S—SECT. 24d/ST • SALES AND SERVICE IN OVER 40 CITIES—SEE YOUR YELLOW PAGES



**Standard
Conveyor
COMPANY**

312-A Second St., North St. Paul 9, Minnesota

Automatic Pneumatic Tube Systems • Recordlift Systems
• Mechanized Dish Handling Systems • Escaveyor Continuous Vertical Conveyors • Custom Engineered Conveyor Systems • Sorting Systems, Automatic and Semi-Automatic • Heavy-Duty Conveyors for Industrial Plants, Factories, Special Applications • Pre-Engineered Hand-drive Conveyors and Components • Pallet Stackers and Dispensers • Case Unstackers • Spiral Chutes

For more data, circle 22 on Inquiry Card

For more data, circle 23 on Inquiry Card ➤

From a fountain of concrete shells ...inspiring church design

From the lantern-like tower that floods the main altar with natural light, concrete parabolas spill out in widening rings. The second tier forms a clerestory. In the lower cluster, the arches shelter monastic side altars.

On the interior of this new chapel of the Benedictine Priory, near St. Louis, Missouri, twenty parabolas echo the architectural theme. They rise from the floor to converge at the base of the tower.

Only shell concrete, with its fluid look, could bring such easy grace and modern simplicity to this circular plan which is basically one of the most ancient used for churches.

The best ideas are more exciting in concrete


Architects: Hellmuth, Obata & Kassabaum, St. Louis.
Structural Engineer: John P. Nix, St. Louis. Structural
Consultant: Paul Weidlinger, New York. Contractor:
McCarthy Bros. Constr. Co., St. Louis.

PORTLAND CEMENT ASSOCIATION

A national organization to improve and extend the uses of concrete



Specify UVEX plastic sheet





for long-lived signs that bring in traffic

UVEX sheet extruded from TENITE Butyrate plastic is the toughest, easiest-to-form, weather-durable sign plastic available

A sign inviting the public to stop and shop deserves the attention-getting beauty and long life that UVEX plastic sheet can provide.

UVEX sheet is extruded from formulations of tough Tenite Butyrate plastic specially compounded with improved ultraviolet inhibitors and light-stable colorants for years of useful service outdoors. Moreover, the "UVEX" label is applied only to sheet produced by licensed extruders in accordance with strict quality-control specifications set by Eastman.


UVEX sheet is available in brilliant colors as well as in black, white, or clear-transparent. All have exceptional resistance to sunlight and aging.

Sign builders and sign users both profit from the use of UVEX sheet. Its outstanding toughness and impact resistance minimize the danger of breakage in the sign shop, during installation, and during the sign's long service life. Its easy formability speeds production of signs that offer unmatched clarity of detail. And its lustrous light-transmission and reflective properties provide long-distance visibility and legibility for signs both night and day.

For a comprehensive manual on the use of UVEX sheet for signs plus the names of licensed extruders, write EASTMAN CHEMICAL PRODUCTS, INC., subsidiary of Eastman Kodak Company, KINGSPORT, TENNESSEE.



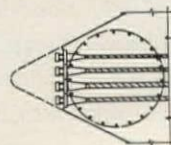
The major elements of this sign for a shopping center are double-faced, internally lighted modules vacuum-formed from 0.125" clear UVEX sheet. The light weight and dimensional stability of UVEX plastic sheet eliminated the need for heavy framing and permitted the modules to be mounted on slim unobtrusive poles. Over-all height is 45 feet. Individual modules are 3' x 6'. Red and white colors were applied by back-spraying after forming. Sign was manufactured for W. B. Greene Co., Inc., by Felix Signs, Inc., both of Kingsport, Tenn. UVEX sheet was extruded by Flex-O-Glass, Inc., Chicago 51, Ill., from a special weather-resistant formulation of Tenite Butyrate plastic.



100' x 66' OPEN FLOOR AREA ACHIEVED WITH PRESCON SYSTEM

*Stands on
6 Exterior Columns,
17 Stories High*

Architect:
Tomberlin-Sheetz, Architects, Inc.
Engineer:
Chastain and Tindel, Inc.
Contractor:
Barge & Company
Financial Building Consultant:
C. A. Maurer
Prestressing Materials:
The Prescon Corporation



Column section at beam stressing terminal showing post-tensioned tendons stressed thru vertical column steel.

Towering 239 feet above plaza level will be the new post-tensioned prestressed concrete building for First Federal Savings and Loan Association of Atlanta. Mr. George W. West, Jr., President says, "This will be one of the tallest prestressed concrete structural frame buildings in the country and we were able to have completely unobstructed floorspace by using the Prescon System."

The structure is of cast-in-place exposed molded concrete with weathering finish of synthetic rubber. This was chosen for its adaptability to the concept of a unified monolithic entity, expressing a complete sculptured form, free of unnecessary ornamentation, arising from a spacious pedestrian platform.

The frame consists of concrete columns with a beam

and slab system spanning 66'-3" between 6'-4½" deep spandrel beams. The span members are approximately 22" wide, 33" deep and 10 feet on center. Each member will be stressed in two stages to speed up construction by allowing members to carry some construction loads at an early age without overstressing the concrete. Floor-space exceeds 120,000 sq. ft. with a typical floor 100' x 66' of unobstructed floor area.

The Prescon System of post-tensioning prestressed concrete allows design freedom never before possible in any other type construction. It is widely used in pre-cast, cast-in-place, and lift slab construction. Often it speeds construction and reduces costs. For additional information or answers to specific problems, write the general offices, or see the Prescon representative.



THE PRESCON CORPORATION

P. O. Box 4186 • Corpus Christi, Texas
Albany • Atlanta • Memphis • Dallas • Denver • Houston
Los Angeles • St. Louis • San Francisco • Seattle

MEMBER OF PRESTRESSED CONCRETE INSTITUTE

see our
catalog in
Sweet's



For more data, circle 27 on Inquiry Card

For more data, circle 28 on Inquiry Card →

now...the elegance of glazed mosaics with the installation advantages of conventional tile

Stylon creates two new interior tiles! Glazettes and Crystalettes, available **only** from Stylon, capture the charm of mosaics without laborious setting. How? By scoring conventional 4¼-inch tiles into 9-tile squares . . . far easier to handle, and mounted on sheets, faster to install. Remarkably durable, bright-glazed Glazettes and crystal-glazed Crystalettes come in fashion colors that harmonize with all other Stylon ceramic tile colors.



SPRINGTIME HARMONY of blues and greens in new bright and crystal glazed mosaics glamorize this 10' x 16' master bath. Floor, Ice Green Crystalettes; tub floor, Regency Blue Crystalettes; Right wall, Surf Green Glazettes; behind sink, Regency Blue Glazettes; rear tub wall, Light Blue glazed wall tile. Counter, Ice Green Crystal Glaze. Design by the Stylon Design Department. Tile Installation by Bruno Ferroli.



In this handsome master bath, Crystalettes, Glazettes and every other piece of tile is Stylon Premier Grade, individually hand-selected for absolute flawlessness. Do **your** bathroom designs full justice with ceramic tile that has Stylon's exclusive controlled quality and ease of installation. Send for folder on 36 Complete Coordinated Color Schemes . . . created by Stylon and famed color consultant Lee Childress to aid in your selection and creative use of color in ceramic tile.




STYLON CORPORATION • MILFORD, MASS.

Stylon Corporation • Dept. AR-1, Milford 1, Mass.
 Please send me: Crystalettes and Glazettes Folder
 Stylon's Coordinated Color Planner

Name.....
 Address.....
 City..... Zone..... State.....

"NO VACANCIES"

with a Roommate II
in every room!



Air conditioning is for *individuals in individual spaces*; and Roommate II cabinet air conditioners are the most flexible "personal weather" units ever designed for motels, apartments, offices, hospitals, and similar buildings.

Roommate II speaks for itself with contemporary lines and decorator colors that lend distinction — in the restraint or dominance desired — while it goes about its business in a quiet and efficient manner that bespeaks its good grooming and excellent name. Clients will find rooms with "Roommates" easy to rent!

You'll want to know about the broad range of sizes and capacities, flexible mounting arrangements, profusion of color treatments — and the exclusive HUMID-A-GUARD system that assures *progressively accurate control of heating, cooling and dehumidifying from full flow of water down to positive shut-off!* Send for a full color brochure that includes Roommate capacities, dimensions and available arrangements.

Nesbitt


Roommate II[®]

dramatic new concept in year-round air conditioners

For more data, circle 29 on Inquiry Card

JOHN J. NESBITT, INC., PHILA. 36, PA. • MANUFACTURING PLANTS IN PHILA., PA. AND COLUMBUS, OHIO • SALES OFFICES IN PRINCIPAL CITIES





ARCHITECTS:

KAHN & JACOBS

NEW YORK, N. Y.

Contractor:
GEO. A. FULLER
New York, N. Y.

more and more great American architects are using

M A R M E T

here are a few of the reasons:

SERIES **5212 CURTAIN WALL**

One of MARMET'S basic curtain wall systems, the 5212 series, is ideally suited to high rise buildings. A choice of large, dominant mull extrusions to lend impressive vertical accents are available from either the 5212 or 5142 series. After vertical mulls are anchored to the building, wall panels and sash can be stacked in between . . . from inside the building . . . saving the time and cost of erecting scaffolding. Panels stacked one atop the other are horizontally secured by a clip method that fits any condition.

* 330 MADISON AVE. OFFICE BUILDING

MARMET'S Series 5212 Curtain Wall will cover this soaring new Manhattan tower. A specially engineered trough system beneath all windows collects condensation — returning it outside through weep holes.

MARMET
corporation

SWEETS CATALOG 3a
OR WRITE MARMET MAR

300-M Bellis Street
WAUSAU, WISCONSIN



*** Total excellence starts with the prime coat!**

The responsibilities of the first coat on metal are *big!* It must take hold, prevent rust, adhere tightly, and form a sound, compatible base for the intermediate primer and the top coat! Whether you specify it as a shop coat by the fabricator, or as a job-site application on structural steel by the painting contractor—you can rely on Rust-Oleum total excellence to *last and last*. Your assurance is over forty years of industrial proof! Your Rust-Oleum Factory Specialist and a Rust-Oleum Distributor will be happy to work hand-in-hand with you. Write for your free copy of Rust-Oleum Architectural Catalog No. 261-A, which includes complete specifications for coating Structural Steel, Steel Sash, Water Tanks, and Galvanized Metal—or contact your Rust-Oleum Distributor.

Trouble with peeling on galvanized metal? Rust-Oleum Galvinox® coatings really stick to new or unpainted galvanized metal, for long-lasting protection.



RUST-OLEUM®

**STOPPS
RUST!®**

RUST-OLEUM CORPORATION • 2500 OAKTON STREET • EVANSTON, ILLINOIS

For more data, circle 31 on Inquiry Card

Required Reading

continued from page 62B

Harry Truman Comfortable. Indeed, many of them were so mobile (these are *American* presidents) that they lived in several homes in the course of their lives.

The explanatory material accompanying the many illustrations is mostly anecdotal. Mr. Jones's aim was not architectural criticism but an effort to discern some of the forces which shaped the men who one by one, all shared the same home.

Sweden

NEW ARCHITECTURE IN SWEDEN. *Introduction by Erik Thelaus. John Wiley & Sons, Inc., 440 Park Ave. South, New York 16. 346 pp., illus. \$14.50.*

Most of the problems Swedish architects had to face in the fifties, Mr. Thelaus implies in his introduction, have been not of esthetics but of social necessity. Sweden's housing shortage, despite the construction of 60,000 units yearly, remains severe. This shortage has, however, induced considerable activity both in production and research. The research has been mainly into prefabrication—the results, Mr. Thelaus suggests, have not been wholly encouraging—and into the planning issue of high-rise versus single-family dwellings, technical and economic exigencies against popular and official preference for detached houses. The production, pressed by time and the need for economy, has been on the whole of modest design.

Swedish architects have had an esthetic challenge, too, in the enormous volume of church building—more now, says Mr. Thelaus, than in the Middle Ages.

Unfortunately, the illustrations, which occupy more than three-quarters of the book, are not as informative as Mr. Thelaus's introduction. Particularly in the sections on houses and churches, illustration is confined to one or two photographs, a plan and an identifying caption. A great many buildings are covered, but none in depth.

but we make **3** *some make 1*
some make 2
 types of wall coverings

**WOOD
 ALL VINYL
 VINYL FABRICS**

Laminating Services makes three types of wall coverings — wood, vinyl fabrics and all vinyl. The result is the wealth of experience and know-how you'll notice when your L.S. representative comes calling. He will demonstrate our fine quality products.

Pliant Wood



Cloth-backed natural wood veneer. Easy to apply on any hard, smooth, dry surface — flat *or* curved. Manufactured to architect's specifications. Matched grain provides continuous-pattern beautiful in appearance for large and small wall areas — material is delivered to the job, matched and numbered to assure proper installation. Your choice of woods, imported and domestic.

VIN-L-FAB "22" . .



An exceptionally tough covering for heavy usage applications. Pure virgin vinyl with color fused to underside — durable — to withstand the hardest usage. Meets flame-spread rating, abrasion, tear strength, and other Government requirements. Available in a cloth-backed "upholstery grade", to provide design continuity between walls and furnishings. Vin-L-Fab "22" is available in 6 embossed patterns and an unlimited choice of colors. Special colors in solids, two-tones and stripes are available in small quantities.

VIN-L-FAB



Durable vinyl fused to cloth backing. Adaptable to most all wall covering applications, it is available in weights and thicknesses ranging from heavy-duty to light weight. Vin-L-Fab is supplied in many embossed patterns and in a wide selection of colors. Meets G.S.A. requirements.

MANUFACTURERS OF WALL COVERINGS MADE WITH ROVANA®

NATIONAL DISTRIBUTOR FOR JOANNA WALL FABRICS
 SAMPLES, SPECIFICATIONS, BROCHURES AVAILABLE ON REQUEST
 DISTRIBUTORS LOCATED IN MOST PRINCIPAL CITIES




LAMINATING SERVICES, INC.

4700 ROBARDS LANE • LOUISVILLE 18, KENTUCKY

For more data, circle 32 on Inquiry Card

the Prestressed Concrete Institute invites you to enter

ANNUAL PCI AWARDS



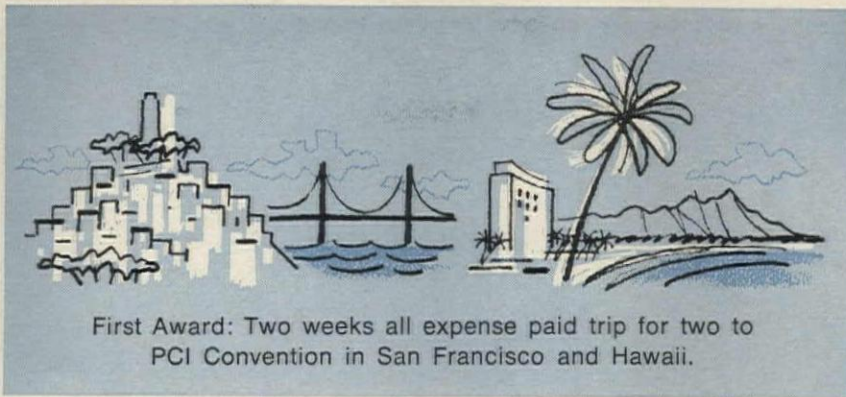
**These PCI Active Members
will be glad to give you copies of the
PCI Awards Rule Book and full details:**

ALABAMA Southern Prestressed Concrete, Inc., Montgomery
ARIZONA Arizona Sand & Rock Co., Prestress Division, Phoenix
• United Materials Inc., Phoenix
ARKANSAS Concrete Casting of Ark., No. Little Rock
CALIFORNIA Basalt Rock Co., Napa • Ben C. Garwick, Inc., San Francisco • Concrete Conduit Company, Div. Martin-Marietta Corp., Cotton
• Delta Prestressed Concrete, Inc., Florio • Rockwin Prestressed Concrete, Los Angeles • San Diego Prestressed Concrete, San Diego • Wallis Precast Concrete Corp., Sun Valley
COLORADO Bullen Concrete Products, Pueblo • Prestressed Concrete of Colorado, Denver • Rocky Mountain Prestress, Denver

CONNECTICUT C. W. Blakeslee & Sons, New Haven
FLORIDA Capitol Prestress Co., Jacksonville • Concrete Structures, Inc., North Miami • Dura-Stress, Inc., Leesburg, Holly Hill • Doral Wright Engineering Co., Jacksonville • Ewell Engineering, Lakeland • Finfrock Industries, Inc., Orlando • Florida Prestressed Concrete Co., Inc., Tampa • Juno Prestressors, Inc., West Palm Beach • Lewis Manufacturing Co., Inc., Miami • Meekins-Banusan Precast Corp., Hallandale • Prestressed Concrete, Inc., Lakeland • Southern Prestressed Concrete, Pensacola • Stresscon International, Fort Lauderdale • West Coast Shell Corp., Sarasota • R. H. Wright, Inc., Fort Lauderdale
GEORGIA Atlanta Structural Concrete Co., Atlanta • Augusta Concrete Products Co., Inc., Augusta • Macon Prestressed Concrete Co., Macon • Martin-Marietta Corp., College Park
HAWAII Concrete Engineering Co., Honolulu
IDAHO Ready-to-Pour Concrete Co., Idaho Falls

ILLINOIS Martin-Marietta Corp., La Grange • Crest Concrete Systems, Chicago • Material Service, Chicago • Midwest Prestressed Concrete Co., Springfield, Rochelle • Precast Building Sections, Chicago
INDIANA Kuert Concrete Inc., South Bend • Martin-Marietta Corp., Lafayette • Quite Concrete Products, Richmond
IOWA A. & M. Prestress, Clear Lake • Cedar Rapids Block Co., Cedar Rapids • Austin Crabbs Inc., Davenport • Prestressed Concrete of Iowa, Iowa Falls • C. W. Shirey Co., Waterloo • Wilson Concrete, Red Oak
KANSAS Prestressed Concrete, Inc., Newton • Sunflower Prestress, Inc., Salina • United Prestress Co., Wichita
LOUISIANA Belden Concrete Products, Inc., New Orleans • Prestressed Concrete Products Co., Inc., Mandeville • Mid-State Prestressed Concrete, Inc., Alexandria
MAINE Structural Concrete Corp., Auburn-Lewiston

MASSACHUSETTS New England Concrete Pipe Corp., Boston • San-Vel Concrete Corp., Boston
MICHIGAN American Prestressed Concrete, Inc., Centerline • Lamar Pipe and Tile Company, Div. Martin-Marietta Corp., Grand Rapids • Precast Industries, Inc., Kalamazoo • Price Brothers Co., Livonia • Superior Products Co., Detroit
MINNESOTA Cretek Companies, Elk River • Prestressed Concrete Inc., St. Paul • Wells Concrete Products Co., Wells
MISSISSIPPI I-S Prestress, Inc., Hattiesburg • Grenada Concrete Products Co., Grenada • Jackson Ready-Mix Corp., Jackson
MISSOURI Missouri Pres-Crete, Inc., St. Louis • Precon Concrete Products Co., St. Louis • Prestress Horizon Inc., Bridgeton
NEBRASKA Nebraska Prestressed Concrete Co., Lincoln • Wilson Concrete Co., Omaha



Purpose of the PCI Annual Awards program is to recognize creative architectural and engineering design using prestressed concrete.

Any type of structure, or detail of a structure, may be entered no matter what its size or cost. Entries will be judged on their contribution to the advancement of prestressed concrete. Originality demonstrated in architectural and/or engineering design involving new or novel applications or techniques of assembly, arrangement or use will form the basis of judgment. Any prestressed concrete project completed or under construction before April, 1963, is qualified for entry. Award Jurors will be nationally recognized architects and engineers.

Eligibility: All registered architects and engineers practicing professionally in the United States, its possessions and Canada are eligible to submit one or more entries.

First Award winner will be presented with a handsome plaque testifying to the value of his contribution. An all expense paid trip for two will be provided so the winner may accept the plaque at the PCI Annual Convention in San Francisco, October 5 to 12, then fly to Hawaii for a week of further convention activities. Other distinguished entries will be recognized with Award of Merit certificates.

Get full details about the PCI Annual Awards program from your nearest PCI Active Member (see list below) or send in the coupon for a copy of the PCI Awards Rule Book.

**PRESTRESSED
CONCRETE TODAY
IS COMMONLY
USED IN**

- APARTMENTS
- BOWLING ALLEYS
- BRIDGES
- CHURCHES
- CIVIC CENTERS
- COLLEGES
- GARAGES
- GYMNASIUMS
- HANGARS
- HOSPITALS
- HOTELS
- INDUSTRIAL PLANTS
- LIBRARIES
- MARINE STRUCTURES
- MONORAILS
- MOTELS
- OFFICE BUILDINGS
- OVERPASSES
- PARKING STRUCTURES
- PILING
- PIPE SUPPORTS
- POST OFFICES
- POWER PLANTS
- POWER TRANSMISSION POLES
- PUBLIC BUILDINGS
- RAILROAD TIES
- RAPID TRANSIT
- RUNWAYS
- SCHOOLS
- SERVICE STATIONS
- SHOPPING CENTERS
- STADIUMS
- STORAGE TANKS
- TERMINALS
- THEATERS
- WAREHOUSES

PRESTRESSED CONCRETE INSTITUTE
205 WEST WACKER DRIVE • CHICAGO 6, ILL.

Gentlemen: Please send copy of the PCI Awards Rule Book and complete information.

NAME _____

FIRM _____

ADDRESS _____

CITY _____ ZONE _____ STATE _____

NEW HAMPSHIRE Structural Concrete Corp., Laconia
NEW JERSEY Camco Concrete Corp., Vineland
NEW MEXICO Martin-Marietta Corp., Albuquerque
NEW YORK Frontier Dolomite Concrete Products Corp., Lockport
 Lock Joint Pipe, Buffalo • Martin-Marietta Corp., Syracuse • Prefabricated Concrete Inc., Mineola, L. I. • Winkrete Precast Co., Syracuse
NORTH CAROLINA Arnold Stone Co., Greensboro • Concrete Materials, Inc., Charlotte • North Carolina Products Corp., Raleigh • Piedmont Construction Co., Winston-Salem
NORTH DAKOTA North Dakota Concrete Products Co., Bismarck
OHIO Martin-Marietta Corp., Columbus • Concrete Masonry Corp., Elyria • Marietta Div. Martin-Marietta Corp., Marietta • Price Brothers Co., Dayton, Kent

OREGON Builders Supply Co., Medford • Empire Pre-Stress Concrete of Oregon, Portland • Morse Bros. Inc., Harrisburg • Ross Island Sand & Gravel Co., Portland
PENNSYLVANIA Martin-Marietta Corp., Norristown • Dickerson Structural Concrete Corp., Youngwood • Eastern Prestressed Concrete Corp., Hatfield • Formigli Corp., Philadelphia • New Enterprise Stone & Lime Co., Inc., New Enterprise • Pennsylvania Prestress, Inc., York • Schuykill Products, Inc., Cressona • Turberville Block Co., Turberville
SOUTH CAROLINA Ballard-Rice Prestressed Corp., Greenville • Greenville Concrete Co., Greenville • Martin-Marietta Corp., Columbia
TENNESSEE Brecko Industries, Nashville • Franklin Concrete, Inc., Franklin • Knox Concrete Products, Inc., Knoxville • Martin-Marietta Corp., Memphis
TEXAS Atlas Structural Concrete, El Paso • Crowe-Gulde Prestressed


Concrete Co., Amarillo • Span, Inc., Houston, Dallas • Texas Concrete Co., Victoria • Texas Quarries, Inc., Austin
UTAH Utah Prestressed Concrete Co., Salt Lake City
VERMONT S. T. Griswold & Co., Inc., Essex Junction
VIRGINIA Alexandria Prestressed, Inc., Alexandria • Concrete Structures Inc., Richmond • Shockey Bros., Inc., Winchester • Southern Block & Pipe Corp., Norfolk • Virginia Prestressed Concrete Corp., Roanoke
WASHINGTON Associated Sand & Gravel Co., Everett • Central Pre-Mix Concrete Co., Spokane • Concrete Technology Corp., Tacoma
WISCONSIN Concrete Research, Inc., Milwaukee • Eau Claire Stresscrete, Inc., Eau Claire • Hefschmidt Engineering Co., Milwaukee • F. Hurbutt Co., Green Bay • Prestressed Concrete Products Corp., Verona • West Allis Concrete Products Co., Milwaukee

PUERTO RICO Flexicore Puerto Rico, Inc., Roosevelt • Pacadar Prestressed Beams Corp., San Juan
CANADA Alberta: Con-Force Products Ltd., Calgary • British Columbia: Superior Concrete Products Ltd., North Vancouver • Manitoba: Preco Ltd., Winnipeg • Supercrete Ltd., St. Boniface • New Brunswick: Joseph A. Likely Ltd., St. John • Newfoundland: Lundrigan's Concrete Ltd., Corner Brook • Nova Scotia: L. E. Shaw Ltd., Halifax • Ontario: Murray Associates Ltd., Toronto • Ontario Stress-Crete Ltd., Burlington • Pre-Con Ltd., Brampton • Ryan Builders Supplies Ltd., Windsor • Scall Industries Ltd., Woodstock • Standard Prestressed Structures Ltd., Maple • Toronto Cast Stone Co. Ltd., Toronto • Wilson Concrete Products Ltd., Belleville • J. M. Wright Ltd., North Bay • Quebec: Francon Ltd., Montreal • Mircon Co., Quebec • Pressure Pipe Ltd., Montreal

This advertisement sponsored by PCI Active Members

For more data, circle 33 on Inquiry Card


STROBE PROBE^{*}... assures maximum



* Stroboscope equipment is used by this Modine technician to check fan and motor rpm of a fan coil AIRditioner. Test is one of many in Modine's comprehensive quality control program. All tests are conducted in accordance with ARI (Air Condition-

ing and Refrigeration Institute) Code for testing room fan coil air conditioners. Performance of AIRditioners is rated on basis of air delivery, cooling (without external sweating) and heating capacity, water flow, motor rpm and electric power input.

year-round comfort and economy



Modine *AIRditioner*® fan coil units

Room by room, occupant controlled
"all-season" comfort!

With whisper-quiet efficiency, Modine fan coil AIRditioners insure year-round comfort, all-round economy! They heat with hot water, cool with chilled . . . from a central source. Occupants of each room control their own comfort, manually or by thermostat. And thanks to Modine's high-capacity coil, comfort response is *immediate!*

Installation is economical in new or existing buildings. Same supply and return piping serves for both chilled and hot water. And on most remodeling jobs, existing piping can be used.

Modine fan coil AIRditioners are offered in seven attractive colors. Eight sizes: 200 to 1500 cfm. Models are available for mounting at floor level, on wall, or concealed in wall. For full information, write for Bulletin 761.



Modine MANUFACTURING CO.

1510 DeKoven Ave., Racine, Wis. • In Canada: Sarco Canada, Ltd., Toronto 8, Ont.



PUSHBUTTON LUBRICATION! An optional feature that pays for itself fast! Just push a button and metered amounts of lubricant flow to every oiling point.



SLIDE-OUT FILTERS! Just slide out the old, slide in the new! No time lost removing panels. The filter pulls out like a drawer . . . slides in smoothly, quickly.

C-1466

- Steam, Hot Water, Gas-Fired and Electric Unit Heaters
- Fan-Coil Units and Self-Contained AIRditioners
- Classroom Heating and Ventilating Units
- Cabinet Unit Heaters, Steam and Gas Blower Unit Heaters
- Steam Specialties
- Radiation Products — Convectors, Finned Tube, Baseboard

For more data, circle 34 on Inquiry Card



New LPI Troffer Catalog

Fold-out covers of new LPI troffer catalog keep information on troffer types and installation details always in view as you refer to ordering data pages. Catalog is standard 8½"x11" size.

With LPI's unique new 32-page catalog, it takes only seconds to determine which type troffer from LPI's all-new line will fit any of 108 mechanical ceiling systems or 21 roof deck systems now in existence. Included is complete data on LPI's new troffer series that adds 40% to ballast life, as well as other outstanding product features. You can easily find the catalog number for the size troffer and type of diffuser you desire by referring to the ordering guide pages. All the information you need is contained in this one convenient, easy-to-use reference source. You save time and eliminate guesswork every time you specify or order.

The catalog contains special Quick Ordering Guides in addition to comprehensive data pages on the most popular diffuser types, plus a wide variety of optional diffuser types. It also provides LPI troffer specifications and dimensions, photometric data, shielding data, general information on construction and features, plus ordering data for optional equipment and accessories.

● Mail the coupon for your copy of this new catalog of premium quality fluorescent troffers by Lighting Products Inc.

Lighting Products Inc.		LPI-2-214
1541 Park Avenue West, Highland Park, Ill.		
Please send me LPI's new troffer lighting catalog.		
NAME _____		
COMPANY _____		
TITLE/DEPT. _____		
ADDRESS _____		
CITY _____	ZONE _____	STATE _____
LPI		FLUORESCENT LIGHTING

For more data, circle 35 on Inquiry Card

DAVIDSON

PC Pleasing
Contour Model

**FIBERGLASS
FAN HOUSINGS*
IN COLOR!**

°Pat. Pend.

These rugged, low silhouette housings improve the appearance of roof-top ventilation units.

You designate the color that is compatible with the design of your building . . . 12 standard sealed-in colors plus special mixes to order.

Housings are fire-resistant, weathertight, and maintenance-free. They deaden sound and withstand heat, cold, moisture and fumes.

Available for a wide range of Hyduty PC Fans.

"In-stock" Colors:

- Sandalwood • Coral • Pearl Gray • Blue Mist
- Alpine White • Copper • Silver • Chinese Red
- Gull Gray • Pebble Brown • Gulf Blue (Light) • Gulf Blue (Deep)

For complete data, write:

**DAVIDSON
FAN CO.**

The Original Manufacturer of Roof Fans
Founded 1915 • Member AMCA


Dept. 1, 213 California Street, Newton 58, Massachusetts
In Canada: PRESTON PHIPPS INC., 940 Ogilvy Avenue, Montreal

For more data, circle 36 on Inquiry Card

QUICK FACTS FROM **FIAT**

...a handy guide in selecting the proper product for each application

SHOWER CABINETS



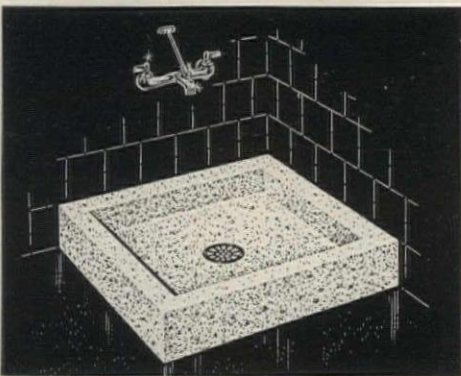
PRODUCT COMMANDER SHOWER

Sandwich panel, rigid wall construction. Installation costs drop because complete cabinet consists of only three factory-fabricated panels that "knife" together by means of double barrier joints attached. Wall panels quickly anchor to 6" deep PreCast terrazzo floor. Available 3 ways: all enamel; all stainless steel; stainless steel inside, baked-enamel outside.

APPLICATION INSTITUTIONS

For school dormitory or gymnasium, club or any other location that requires long, dependable service in spite of heavy traffic and rough use. Designed for individual or battery installation and adaptable to any floor layout. The **Commander** shower cabinet combines with coordinated dressing stalls also made by Fiat. Refer to Architectural File Sweet's ^{26C}/_{Fi}

MOP SERVICE BASIN




PRODUCT MOP SERVICE BASIN

PreCast terrazzo with compressive strength of 3,000 PSI produces a permanent unit that withstands rough use day-in, day-out. Tiling-in flange, cast integral, of galvanized-bonderized steel extends 1" above shoulder. High shoulders of basin confine water surge. Chrome plated, brass drain body cast integral. Stainless steel protective cap available as option.

APPLICATION COMMERCIAL BLDG.

To serve gravity draining of mop trucks and other liquid wastes in office buildings, schools, and public buildings. Permanently leakproof, it requires no sub-pan or double drain. One-piece construction makes quick easy installation. May be placed against wall, in a corner or recessed completely. Standard sizes: 24" x 24"; 36" x 36"; 36" x 24".

TOILET ENCLOSURES



PRODUCT TOILET ENCLOSURE

Duro headrail-braced model shown is the most simple and hence the least expensive toilet enclosure to install. It was deliberately designed to meet popular concepts of clean, modern design and yet was engineered to economize on details that do not detract from its appearance, nor lessen its performance or long-life.

TYPES AND APPLICATION

The Duro model is ideal for replacement, remodeling projects as well as new construction. No special reinforcement of floor, wall or ceiling required. Ceiling-hung and floor-braced models are also available with the "years-ahead" features that have earned a reputation for durability, low maintenance and easy installation.

© 1963, Fiat Metal Mfg. Co., Inc.

See Sweet's ^{22B}/_{Fi} and ^{26C}/_{Fi} or write nearest Fiat office for literature.



FIRST IN FEATURES / FIRST IN PERFORMANCE / FIRST ON-THE-JOB FROM 5 STRATEGIC PLANT LOCATIONS

For more data, circle 39 on Inquiry Card

COMPETITIONS FOR STEEL, PRODUCT LITERATURE

The Design in Steel Award Program, sponsored by the American Iron and Steel Institute, invites entries from any person in behalf of an architect, engineer or designer. Awards are to be given for imaginative use of steel (in eight categories: galvanized sheets, concrete reinforcing bars, welded wire fabric reinforcement, steel plates, drawn wire, hot rolled or cold finished bars, hot and cold rolled sheet and strip and structural steel) in a product, component or

structure offered for sale or completed after January 1, 1960. Requirements for entry are a photograph and description of the product or structure.

Jury members are Robert Anshen, Morris Ketchum Jr. and Arthur G. Odell Jr., architects; Jay Doblin, Leon Gordon Miller and Arthur J. Pulos, designers; Edmund Friedman, Robert J. Raudebaugh and Ronald Bromley Smith, engineers.

Entries must be submitted by Jan. 18, 1963 to National Design Center Board of Design. For information, write: National Design Center, 415 East 53d St., New York 22, N.Y.

Consulting Engineers' Council—Producers' Council Joint Committee are sponsoring the second Engineers' Technical and Product Literature Competition. Deadline for entries is Feb. 4, 1963.

Purpose of the competition is "to emphasize the need for manufacturer technical and product literature directed specifically to the consulting engineer; to recognize such outstanding and effective literature; and to encourage other manufacturers to produce literature to fulfill the specialized requirements of this professional group."

On the jury are: Victor B. Aramburu, Lester L. Bozch, David K. Evans, LeRoy H. Nettnin and Richard L. Thacker.

Awards will be presented at the C.E.C. annual meeting May 6-12 in Camden, N.J.

Building product manufacturers, their advertising agencies and associations of manufacturers may write Producers' Council, Inc., 2029 K St. N.W., Washington 6, D.C.



**... A NEW NAME FOR A 47 YEAR OLD
REPUTATION...BUILT BY NEARLY A BILLION
DOLLARS IN CONSTRUCTION EXPERIENCE**

...a change in name only—made necessary by the continuing expansion of our facilities for meeting the basic construction requirements of the most exacting industrial, commercial, and institutional organizations virtually anywhere in America.


For more data, circle 40 on Inquiry Card

GRADUATE AIDS

Cornell University is offering a number of fellowships, scholarships and assistantships for 1963-64 to qualified students for graduate studies in architecture, landscape architecture, city and regional planning, painting and sculpture.

Applications will be received until February 11. Requests for additional information and application forms should be addressed to: College of Architecture or Department of City and Regional Planning, Cornell University, Ithaca, N.Y.

REDWOOD HELPS THE ARCHITECT put a school in a class of its own. This handsome new pattern is called Santa Rosa.[®] One side is Factrisawn[®] to provide an interesting texture, the other is smoothly surfaced. Either side may be exposed or they may be alternated for interesting variety. CRA Certified Kiln Dried Santa Rosa is economical because it employs standard 3/4-inch boards over 1/2-inch battens. It is packaged to stay fresh and bright and can be left completely unfinished or treated with an invisible water repellent. For an informative folder detailing the advantages of Santa Rosa, write: Department A-16, California Redwood Association, 576 Sacramento Street, San Francisco 11.



STRIPS THE HOKUM from BOILER BUYING

VĀ-POWER "SpecEngineering"

gives you control over these
"uncontrollable" factors

FUELS

Vā-Power Boilers can accommodate oil, gas or any combination—permit selecting the most economical fuel for your particular area and applications.

CODES

Vā-Power Boilers are designed to meet construction and electrical codes for installation almost anywhere—ASME, Hartford Inspected, National Boarded, N.E.C. and Underwriter's or other approvals as required.

SPACE

Vā-Power Boilers give you more steam generating capacity in less space—about as little as 1/5 the space required by conventional boilers—permit more efficient space planning.

PRESSURES

Vā-Power Boilers permit you to select a boiler to fit your specific pressure requirements. Pressures from 5 to 1500 psi are available.

LOAD

Vā-Power Boilers are equipped with automatic modulation. Full steam in as little as two minutes from cold starts ends early start-up and standby. Five to one turn down ratio and multiple installation allows you to meet varying loads efficiently and economically.

HORSEPOWER

Vā-Power Boilers are available in a range from 18 to 300 boiler horsepower and can be easily combined in multiple installation to meet higher requirements.

The concept of Vā-Power SpecEngineering is a result of years of experience in meeting the most stringent requirements for boilers. It was developed to meet industry's needs for highly efficient, economical steam sources with a broad range of specific engineering requirements.

* Send for illustrated "SpecEngineering" chart

The new Vā-Power SpecEngineering Chart has fuels, codes, space, pressures, load and horsepower cross-indexed to permit at-a-glance selection of the most efficient power package for your application.



INDUSTRIAL DIVISION
VAPOR CORPORATION

6444 Howard Street, Chicago 48, Illinois


Please send me an illustrated SpecEngineering Chart.
No Obligation.

Name _____ Title _____

Company _____

Address _____

City _____ Zone _____ State _____



1962 National Merchandising Award Winner. Builder: John Miele, Miele Construction Co., El Paso, Texas. Prize to builder: trip for two to any place in the world.



**Plan now to enter
this exciting, sales-proven,
national awards program**

Concrete Industries
1963 HORIZON HOMES
Program

Again in 1963, home builders and architects are offered this unique opportunity to share in a nationwide program developed expressly to showcase the newest ideas in concrete and actively promote the sale of new homes. Over 150 builder and architect teams already have participated. They have been enthusiastic over the effective publicity and promotional support as well as buyer interest accorded Horizon Homes. Because of this industry interest, the 1963 program will include individual houses and row or duplex, multiple-family dwellings.

Each year this continuing program has produced the most imaginative designs . . . the freshest merchandising approaches. Identify yourself in 1963 with this hard-hitting, sales-oriented national program, keyed directly to the home builders' promotional needs. Qualify for the Horizon Homes Award Program—2 major national awards and 7 regional awards for merchandising and design. A total of 16 prizes in all.

For complete details, contact your Portland Cement Association district office.

PORTLAND CEMENT ASSOCIATION

33 W. Grand Ave., Chicago 10, Illinois

A national organization to improve and extend the uses of portland cement and concrete.



1962 National Design Award Winner. Architect: Cook & Swaim, AIA, Tucson, Arizona. Prize to architect: trip for two to any place in the world.



For more data, circle 43 on Inquiry Card

How much do untested ballasts cost you?



Price isn't the whole story in a fixture ballast. When a ballast fails prematurely, or gives less light, it adds a whole series of costs . . . costs that may involve lost sales and lost production . . . *in addition to extra maintenance costs.*

That's why it's so important to have the extra assurance of Certified CBM Ballasts.

Made to specific performance standards, CBM Ballasts are tested and checked by E.T.L. to verify compliance. Result: practical benefits including long ballast life, longer lamp life, and dependable service. You get power factor correction and U.L. listing, too!

Why risk the costs of untested ballasts? Specify Certified CBM Ballasts in *your* fluorescent lighting. For more facts on CBM testing and certification, answers to questions on ballast operation, ask us to send you CBM NEWS.

CERTIFIED BALLAST MANUFACTURERS, 2116 Keith Building, Cleveland 15, Ohio.

Participation in CBM is open to any manufacturer who wishes to qualify.



**... MEANS
TESTED
AND CHECKED
BY ETL TO CBM
SPECIFICATIONS**

For more data, circle 44 on Inquiry Card



Owner-Builder: BCH Construction Corporation; architect-engineer: Backus, Crane & Love; steelwork: Bethlehem Steel Company.


“Goal post” steel design proves economical

The new apartment building at 1217 Delaware Avenue, Buffalo, is slated for occupancy early in the year. About 190 ft long and 60 ft wide, it has ten floors, eight apartments to a floor, each with a balcony. It will be a very snazzy place to live. But very few of the tenants are likely to appreciate the *really* remarkable things about this building.

Consider: the design problem was to plan a sizable building, with ample landscaped grounds, on a sloping lot only 132 ft wide and totalling less than an acre. To save space and to avoid unsightly parking lots, the design was to provide for parking *under* the building. It was also important to provide a maximum of column-free floor space. **HERE'S HOW THEY DID IT:** First, they designed a steel frame with only two rows of eleven columns each, 35 ft on centers. Column spacing was dictated in part by parking requirements at grade level. The columns themselves are unique. They are made up of two wide-flange sections, shop-welded flange-to-flange. Openings were cut through the webs to permit the extension of the main floor girders, which cantilever out a minimum of 7 ft (15 ft where they support balconies), and function as continuous beams.

So, aside from filler beams and miscellaneous members, the steelwork was shop-fabricated into rigid bents, each comprising two built-up column sections, bisected by a beam. Connections were welded. These bents were shipped to the site and erected fully assembled. Columns were spliced with high-strength bolts at mid-story height—and only 6 bolts were required for each column. Filler beams were also bolted into place. Steel erection was *fast*.

HIGHLIGHTS OF THE STRUCTURAL ANALYSIS: First, the designers were able to provide the advantages and economies of welded rigid frames but, at the same time, they avoided field-welding. They also took advantage of the economies inherent in continuous design by running the girders through the columns. In addition, the floors are of composite design. Shear studs were attached to the girders and to most of the floor beams after formed-steel decking (with



Topping out a section of the steelwork. It took just 17 working days to erect the complete 775-ton frame.

openings provided where necessary) was installed as a permanent form for the concrete floor.

As a result of all these factors, the designers were able to reduce the weight of steel required—and, by using relatively light and shallow floor beams, they saved 2 to 3 inches in total depth per floor, reducing the total height of structure.

Considering the stringent architectural limitations, it is a most economical structure.



BETHLEHEM STEEL COMPANY, BETHLEHEM, PA.
Export Sales: Bethlehem Steel Export Corporation

BETHLEHEM STEEL



**part
of the**

BEAUTY


**of Herman Nelson
unit ventilators**



**another
Herman Nelson first**

Herman Nelson classroom unit ventilators are now warranted for five full years from date of installation. And the warranty covers both parts and labor. To talk about quality is one thing; to *demonstrate* it is another. This 5-year written warranty is your assurance that our talk about Herman Nelson unit ventilators is true. Herman Nelson School Products Department, American Air Filter Company, Inc., 215 Central Avenue, Louisville, Kentucky.


Herman Nelson 
SCHOOL PRODUCTS DEPARTMENT



Herman Nelson

**5-YEAR
WARRANTY**

on classroom unit ventilators



ter Company, Inc. at no
This warranty covers the
entirety – motor, fan shaft
ampers, coil, frame and

bility is limited to mate-
equipment furnished by
company, Inc., and involves
sequential damages or

and supersedes any and
expressed or implied.

Herman Nelson
SCHOOL PRODUCTS DEPARTMENT



You can depend on this symbol



in the classroom of the future

FIRST with classroom unit ventilators

FIRST with heat-free draft control system


FIRST to adapt unit ventilators for hot water

FIRST with air conditioning unit ventilators

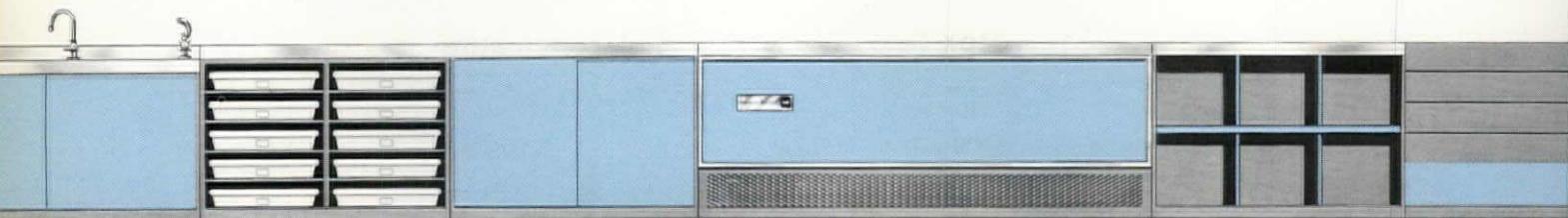
FIRST with award-winning styling

NOW

FIRST with a **5-year written warranty**



Herman Nelson 
SCHOOL PRODUCTS DEPARTMENT





Vendors for Kotex napkins lower absenteeism —eliminate embarrassment—raise morale

3 types to choose from!

1. Recessed vendors hold 63 individually wrapped napkins. Available in white enamel, satin chrome, polished chrome and stainless steel. Can also be surface-mounted, if desired.

2. Surface mounted vendor for boxed Kotex, holds 15 individually boxed napkins. Adjustable for free, five-cent or ten-cent vending. White enamel, bright chrome or satin chrome finishes.

3. Surface mounted vendor for envelope Kotex, dispenses 22 individually packaged napkins. Sturdy, 20-gauge steel cabinet available in white enamel, satin chrome or bright chrome. Operates as nickel, dime or free vendor.

The great convenience of restroom vendors is appreciated by both tenants and employees. And only Kotex offers three types—making it the most complete personal service available for your building. All are easy to install—all have trouble-free, longer-wearing cold-rolled steel coin mechanism.

Vending machines for Kotex belts augment this needed service.

More women prefer Kotex feminine napkins than all other brands

KOTEX is a trademark of KIMBERLY-CLARK CORPORATION

Kimberly-Clark Corporation, Department Number AR-13, Neenah, Wisconsin

Please send complete information on vending machine service for Kotex feminine napkins.

Name _____ Organization _____
 Title _____ Address _____
 City _____ Zone _____ State _____


For more data, circle 47 on Inquiry Card



8th and Wabash Corporation Parking Garage, Chicago. Designed by Miller Engineering Company; built by Stuparitz Construction Company; both of Chicago. Area: 65,000 sq. ft.

Sheets of welded wire fabric save 42% on placement costs

Completed 63 days ahead of schedule with the help of
USS American Structural Welded Wire Fabric Sheets.



Here's a contractor who saved money in *four ways* by using sheets of USS American Structural Welded Wire Fabric. Mr. Charles Stuparitz, President of the Stuparitz Construction Company, Chicago, put it this way:

1. "We saved 42% on placement costs by using sheets of fabric rather than rebar."

2. "We saved an additional 30-32% on accessories using Welded Wire Fabric."

3. "We also saved on finishing labor. We found booster chairs were necessary only around the beams. The use of fabric also results in less scrap plywood after stripping."

4. "Using fabric you obtain the exact steel placement required. It can't spread during vibration of concrete."

On this 8th and Wabash Corporation Parking Garage job in Chicago, USS American Structural Welded Wire Fabric, Style 3x8-3/3, was furnished through Jos. T. Ryerson & Son, Inc. Fabric sheets went in faster, the building was completed in four months, and started making money 63 days ahead of schedule.


Write to American Steel and Wire, Rockefeller Building, Cleveland 13, Ohio, for complete information on the use of American Structural Welded Wire Fabric. USS and American are registered trademarks.

**American Steel and Wire
Division of
United States Steel**



Columbia-Geneva Steel Division, San Francisco, Pacific Coast Distributors
Tennessee Coal & Iron Division, Fairfield, Alabama, Southern Distributors
United States Steel Export Company, New York, Distributors Abroad

For more data, circle 48 on Inquiry Card



A REPORT FROM
YORK
ON AN ADVANCED METHOD
OF AIR CONDITIONING



THE YORKAIRE

To achieve optimum comfort conditions—regardless of variations in solar, lighting and occupancy factors—it is necessary to provide simultaneous heating and cooling.

The Yorkaire Three Pipe Air Conditioning System is an effective and economical way to provide each room or area with heating—or cooling—to meet individual requirements.

How it works: The Yorkaire Three Pipe System (whether fan-coil or induction) is piped with three water lines: one for chilled water supply, one for warm water supply, one for return. A valve mounted in the room terminal unit admits

just the right amount of warm or chilled water—from full flow to trickle to no flow—depending upon the individual room requirements. On the sunny side of the building, for example, rooms may be cooled—while rooms on the shaded side are being heated, at the same time.

Each space becomes, in effect, its own zone.

In performance, the Yorkaire Three Pipe System represents a major step forward in providing optimum comfort conditions. Costs are low, too, because neither heating nor cooling is wasted; no costly zoning is required; there is no “winter

Here are some of the buildings where the Yorkaire Three Pipe System has been installed:

OFFICE BUILDINGS	ARCHITECT	ENGINEER
Northland Towers, Detroit, Michigan	H. L. Vokes Company	Hyde & Bobbio
Northland Medical Building, Detroit, Michigan	H. L. Vokes Company	Hyde & Bobbio
Jervis B. Webb, Detroit, Michigan	Existing Building	Boddy, Benjamin & Woodhouse
DeSales Office Building, Washington, D. C.	Edwin Weihe	General Engineering Associates
280 Columbine Building, Denver, Colorado	E. A. Anderson & Peter Looms	Francis E. Stark
Kaman Nuclear, Colorado Springs, Colorado	Lusk & Wallace	W. S. Langebartel
First National Bank, Colorado Springs, Colorado	Carlisle B. Guy & Edwin A. Francis	Henningson, Durham & Richardson
United States Gypsum Company, Chicago, Illinois	Perkins & Will	Perkins & Will
Benderson-Chevrolet Building, Buffalo, New York	Howard Bell	Richard Scheunert
LaSalle Jackson Building, Chicago, Illinois	A. Epstein & Sons	A. Epstein & Sons
Riddell Building, Washington, D. C.	Corning, Moore, Elmore & Fisher	General Engineering Associates
First State Bank, Abilene, Texas		Tippett & Gee
Public Service Company of Colorado, Denver, Colorado	Berne, Muchow, Baume, Polivnick	Clint Cator & Associates
Manufacturers Hanover Trust Company, New York, New York	Emery Roth & Sons	Rutherford L. Stinard
Florida National Bank, Jacksonville, Florida	Saxelbye & Powell	Jaros, Baum & Bolles
Penn-17 Office Building, 1717 Pennsylvania Avenue, N.W., Washington, D. C.	Edwin Weihe	General Engineering Associates
1901 Pennsylvania Avenue, Washington, D. C.	Edwin Weihe	General Engineering Associates
Fisk Building, Amarillo, Texas		Bernard Johnson
Toronto Dominion Bank, Montreal, Canada	Ross, Fish, Duchenes & Barrett	James Keith Associates
City & District Savings Bank, Montreal, Quebec	Paul Lambert	LeBlanc & Montech
First National Bank, 1701 Pennsylvania Avenue, Washington, D. C.	Vlastimil Koubek	Dollar-Blitz & Associates
Gibraltar Savings & Loan, Los Angeles, California	Victor Gruen & Associates	Victor Gruen & Associates
Southern Railway Company, Washington, D. C.	Ammons, McClure & Caldwell	Ammons, McClure & Caldwell
J. B. Lippincott Office Building, Philadelphia, Penna.		Paul H. Yeomans
Rochester Gas & Electric Company, Rochester, New York	Waasdorp, Northrup & Kaelber	Cherne & Dickason
CFCF TV Station, Montreal, Quebec		Wiggs, Walford, Frost & Lindsay
United Airlines, Chicago, Illinois	Skidmore, Owings & Merrill	Skidmore, Owings & Merrill
Warner Brothers Company, Geneva, Illinois	Fletcher-Thompson	Fletcher-Thompson
New England Gas & Electric Association, Boston, Massachusetts	Sert, Jackson & Gourley	Reardon & Turner
Home Federal Savings & Loan Association, Chicago, Illinois	Skidmore, Owings & Merrill	Skidmore, Owings & Merrill
All American Insurance Company, Park Ridge, Illinois	Graham, Anderson, Probst & White	Graham, Anderson, Probst & White
Mueller Brass Company, Decatur, Illinois	Sverdrup & Parcel	Sverdrup & Parcel
Cincinnati Transit Company, Cincinnati, Ohio	Existing Building	Fosdick, Hilmer & Associates
Sylvania Electric, Bayside, New York		Anderson & Nichols
Ingersoll Steel Building, New Castle, Indiana	Existing Bldg.	National Bank Building Corporation (By Owner) Johnson & Johnson
Owens Corning Fiberglas, Toledo, Ohio	Whiteside, Moeckel, & Carbonell	John W. Furlow Engineers, Inc.
Johnson & Johnson, New Brunswick, New Jersey	Walker, Norwick & Associates	Walker, Norwick & Associates
Avon Products, Inc., Newark, Delaware		Bretta, Greenslade
Toulmin Plaza, Dayton, Ohio	Ralph D. Peterson	Tracy-Behrent Engineering Company
San Antonio Savings & Loan, San Antonio, Texas	M. D. Turley & Associates	M. D. Turley & Associates
Prudential Building, Denver, Colorado	Arthur W. Krieg	Pearson & Evans
Municipal Building, Springfield, Illinois	J. Gordon Carr	Meyer, Strong & Jones
Rockford Clutch Division, Borg-Warner Corporation, Rockford, Illinois	Harrison & Abramowitz	
Heublein's, Inc., Hartford, Connecticut	Howard Bell	Walter Sherry & Associates
National Academy of Sciences, Washington, D. C.	E. Chester Nelson & Associates	Leo Landauer & Associates
Medical Arts Building, Elkhart, Indiana	S. E. Chambers	E. Fassler
Benderson Building, Buffalo, New York		
First Federal Savings, Fort Smith, Arkansas		
Gulf Oil Building, Syracuse, New York		

THREE PIPE SYSTEM

changeover;" and, in induction systems, less primary air is required, resulting in less fan power, smaller duct size and smaller fan rooms.

This advanced way to air condition was pioneered by York, and York has furnished the equipment for more of these installations than all other companies combined.

Want more facts? Ask your York Representative for complete application and specification data on the Yorkaire Three Pipe Air Conditioning System; or write directly to York Corporation, York, Pennsylvania.

YORK CORPORATION
Subsidiary of Borg-Warner Corp.
YORK, PENNSYLVANIA



THE QUALITY NAME IN AIR CONDITIONING AND REFRIGERATION

For more data, circle 49 on Inquiry Card

HOTELS

Statler-Hilton, Boston, Massachusetts
Lincoln Liberty Center, Houston, Texas
Broadmoor South Hotel, Colorado Springs, Colorado
Indianapolis Airport Hotel, Indianapolis, Indiana
St. Francis Hotel (Executive Office),
San Francisco, California
Read House, Chattanooga, Tennessee
Hotel Utah, Salt Lake City, Utah
Stouffer's Northland Inn, Detroit, Mich.

MOTELS

Red Cedar Inn, Austin, Minnesota
Magnolia Lodge, Laurel, Mississippi
Carlton Motor Hotel, Winnipeg, Manitoba
Sahara Motel, Cleveland, Ohio
Travelodge Motel, Buffalo, New York

APARTMENTS

Westminster Apartments, Glendale, California
Burton Palms, Beverly Hills, California
DESCI Apartment Building, Denver, Colorado
Birch Towers, Fort Lauderdale, Florida
Methodist Home, Cincinnati, Ohio
Medalion Apartment Hotel, Colorado Springs, Colorado
Indian Harbor House, Greenwich, Connecticut
Villa De Napoli, Los Angeles, California

HOSPITALS

Mercy Hospital, Denver, Colorado
The Golden Age Methodist Home For The Aged,
Kerrville, Texas
Physicians Office Building, Rhode Island Hospital,
Providence, Rhode Island
Methodist Hospital, Houston, Texas
St. Anthony's Hospital, Rockford, Illinois
Jackson Parish Hospital, Jonesboro, Louisiana
Theda Clark Hospital, Neenah, Wisconsin
Harvard University Health Center,
Cambridge, Massachusetts
St. Elizabeth Hospital, Dayton, Ohio
Perth Amboy General Hospital, Perth Amboy, New Jersey
Anderson-Madison County, Anderson, Indiana
Newton Hospital, Cameron, Texas
Rutherford County Hospital, Murfreesboro, Tennessee
Capitol Medical Building, Indianapolis, Indiana
North Little Rock Hospital, North Little Rock, Arkansas
National Jewish Hospital, Denver, Colorado

SCHOOLS

Western Illinois University Library, Macomb, Illinois
Johns Hopkins University, Baltimore, Maryland
American College of Surgeons, Chicago, Illinois
Case Institute of Technology, Cleveland, Ohio
Southern Illinois University, Carbondale, Illinois
Harvard Observatory, Cambridge, Massachusetts
Wesleyan University, Publication Building,
Middletown, Connecticut

ARCHITECT

Carlisle B. Guy &
Edwin A. Francis

H. L. Vokes Company

Hammel & Green
Hunt & Suffling
L. Finch
Norman Giller
J. Geigand

William Siegelman
Eugene D. Sternberg
Charles F. McKirahan
A. M. Kinney Associates
Walter H. Weber
Frost & Pierson

Linder, Wright & White

Shepley, Bulfinch,
Richardson & Abbott
Milton McGinty
Roderick Carrosina

Schmidt, Garden & Erickson

Sert, Jackson & Gourley
Lorenz & Williams
Ferrenz & Taylor
Arthur B. Henning
John Linn Scott & Associates

Fleck, Quiebec & Reid, Inc.
Erhart, Eichenbaum & Raugh
Eugene D. Sternberg

Lankton-Ziegele-Terry
Fisher, Nes, Campbell &
Associates

Skidmore, Owings & Merrill
McGeorge, Hargett & Hoag
Gatewood & Fields
Griswold, Boyden, Wylde &
Ames

McKim, Mead & White

ENGINEER

Jaros, Baum & Bolles

Jaros, Baum & Bolles

St. Francis Hotel
Jones & Campbell
Engineering Sales Company
Hyde & Bobbio

Orr Schelen, Inc.

R. H. Dyson Company
Robert Halverstadt
Jacobus & Babinski

Vernon Refrigeration Company
William Siegelman
W. S. Langebartel
E. A. Hussar
A. M. Kinney Associates
W. S. Langebartel
E. Tarnoff
Commercial Refrigeration Company

Marshall & Johnson

Marvin Beaver
Merrill Associates

Raymond Jenkins
Walter Butler Company
Bottman-Harris-Jambor, Engineers
Schmidt, Garden & Erickson

Cleverdon, Varney & Pike
Lorenz & Williams
Sears & Kopf
Ammerman, Davis, Stout
Marvin Beaver
I. C. Thommason
Fleck, Quiebec & Reid, Inc.
Turner-McCoy
W. S. Langebartel

Beling Engineering Consultants
Henry Adams Inc.

Skidmore, Owings & Merrill
McGeorge, Hargett & Hoag
Brown, Manthei, Davis & Mullins
Cleverdon, Varney & Pike

R. L. Stinard



Even light for large areas with Toplite Roof Panels

Soft uniform day lighting, free from glare or shadows plus the elimination of excessive heat build up, were prime requirements for the cafeteria and two gymnasias at the new Cardinal Spellman High School. To accomplish these objectives, architects Eggers and Higgins specified PRC Toplight Roof Panels.

Toplight Panels utilize hollow, prismatic glass units which transmit a high percentage of the light from the north sky and the low winter sun, but reject the intense light and heat from the high summer sun. (They transmit about one-third as much heat in summer as conventional skylights). In this way they provide controlled daylight that is ideal for gymnasias, cafeterias, classrooms, corridors—in fact all types of building structure.

Low silhouette Toplite Roof Panels are available in a variety of sizes for easy installation on most roofs. Panels are furnished with light controlling prisms at 45° or 90° to the perimeter, for complete flexibility in any building orientation. 12 page catalog containing architectural detail and design data available on request.



*Cardinal Spellman High School
Bronx, New York
Architects: Eggers and Higgins
Installation by: Abbott-Redmont
Thinlite Corp., New York, New York*



**PRODUCTS
RESEARCH
COMPANY**

CORPORATE OFFICES and
WESTERN MANUFACTURING DIVISION
2919 Empire Ave., Burbank, Calif., Victoria 9-3992
EASTERN SALES and MANUFACTURING DIVISION
410 Jersey Ave., Gloucester City, N.J., Glenview 6-5700

For more data, circle 50 on Inquiry Card

NEW



NEW



conversation
piece...

NEW SLIMLINE 5 WITH 4 BALL BEARINGS

When talk turns to quality and design, architects and builders find this new hinge makes for good conversation. It's the *only* slimline with five knuckles, the *only* slimline with four ball bearings... and it's still the slimmest of them all. How the four intricate but rugged ball-bearing units integrate without increasing knuckle size is a tribute to hinge craftsmen at Hager.

The five knuckles mean 10% to 20% more strength on lateral pull and twice the bearing surface to support vertical weight. The pin, approximately one-third larger than other slimlines, naturally maintains a much greater protective margin in shear and tensile strength.

Medium and heavy doors move ever so quietly, ever so smoothly, ever so true, on the new four-ball-bearing Slimline 5. Write Hager, or contact your Hager representative for information. C. Hager & Sons Hinge Mfg. Co., St. Louis 4, Mo. Hager Hinge Canada, Limited, Kitchener, Ontario.

Everything hinges on Hager®



For more data, circle 51 on Inquiry Card

WHAT'S THE MOST
ECONOMICAL WAY TO HEAT,
LIGHT AND AIR CONDITION
5 ACRES OF EL PASO?

Use Caterpillar Natural Gas Electric Sets for total power. That's the solution at new Rushfair Shopping Center in El Paso, Texas. Three Cat G379 Engines, driving generators, will ensure year-round comfort—at low cost—for Rushfair tenants and shoppers.

The power demands of this shopping center will be great. Contrary to conventional centers with strips of street-front stores, Rushfair will be built entirely under one roof. This means that every square foot of the 5-acre center, including all shops and malls, must be comfortized. To take care of this demand, the Caterpillar Natural Gas Electric Sets will provide 900 kilowatts—enough power to light more than 600 homes.

Two of the units can carry the maximum load. The third unit will be used only to provide service during scheduled maintenance periods. However, since no local utility power will be used at all—not even for standby—the units must be absolutely dependable.

That is one good reason Caterpillar units were chosen. Since all Cat Natural Gas Engines are direct conversions from their diesel counterparts, they give all the advantages of diesel strength. In the less strenuous demands of gas operation, Cat Natural Gas Engines last longer...

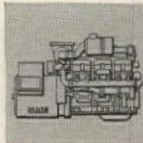
give thousands of hours of excellent performance before they need to be overhauled.

Besides being dependable, these Cat Natural Gas Engines offer very definite economic advantages. Initial costs are low. 10:1 compression ratios allow maximum fuel economy. Replacement parts are inexpensive.

Another cost-cutting factor: the gas-powered utility center will also produce steam for heating and hot water by utilizing rejected heat from the G379 Engines. Then, in the summer, the steam will be used in a 220-ton gas absorption refrigeration unit to help provide chilled water for low-cost air conditioning.

For full information on how Cat Natural Gas Electric Sets can provide dependable, low-cost power for buildings of every description, see your Caterpillar Dealer. Or write direct for brochure 40-20492.


CATERPILLAR ENGINE POWER



Caterpillar and Cat are Registered Trademarks of Caterpillar Tractor Co.


Caterpillar Tractor Co., General Offices, Peoria, Illinois • Caterpillar Americas Co., Peoria, Illinois
Caterpillar Overseas S.A., Geneva • Caterpillar of Australia Pty. Ltd., Melbourne • Caterpillar
Brasil S.A., São Paulo • Caterpillar Tractor Co. Ltd., Glasgow • Caterpillar of Canada Ltd.,
Toronto • Caterpillar France S.A., Grenoble • Caterpillar (Africa) (Pty.) Ltd., Johannesburg

Rushfair Shopping Center, El Paso, Texas. Architect: Robert Fouts. Mechanical Engineers: Randall and True. Electrical Engineers: Golucke & Toothman.




For more data, circle 52 on Inquiry Card

For more data, circle 53 on Inquiry Card →



Recent Work of
WILLIAM WILSON WURSTER

Three new buildings—a house, a church and an office building—
expressing the “basic thinking, uncomplicated by self” which,
with his belief in “doing what will push the horizon of people’s lives out,”
has always been the architectural credo
of this internationally-known California architect



William Wilson Wurster

Residence for
Mr. and Mrs. James V. Coleman
San Francisco, California

ARCHITECTS:

Wurster, Bernardi and Emmons

CIVIL AND STRUCTURAL ENGINEERS:

Gilbert Forsberg Diekmann Schmidt

MECHANICAL ENGINEER:

Daniel Yanow

LANDSCAPE ARCHITECTS:

*Nagao Sakurai, garden court
Thomas Church, entrance court*

INTERIOR DESIGNER:

Mrs. Robert M. Kasper

CONTRACTOR:


Charles Stockholm & Sons

The Coleman house is an elegantly simple house, a natural development of the informal fine house pioneered by William Wilson Wurster in the early nineteen-thirties. It gets its simplicity by eliminating the unnecessary and by using everyday materials in a matter-of-fact way—the “basic thinking, uncomplicated by self” characteristic of this architect’s work. Its grace and elegance are a matter of the scale and proportion of its spaces, the preciseness of its detailing, its restraint and lack of pretense. This kind of house, where the processes of living are simplified without sacrifice of the elegance of a more formal environment, is one of the most significant of the many Wurster contributions to architecture. For such a luxurious house, the number of rooms is small and there are no superfluous spaces; the service areas are unusually compact but are lavishly equipped. The house wraps around a street level garden court onto which the gallery opens and from which light, both direct and reflected from the wall of the adjoining house, filters through the obscure glass of the gallery wall. This diffused light plays on the all-white interiors, enhancing their simplicity and elegance and giving them at times a floating quality offset only by the black-painted trim of the steel sash and the stair rail.



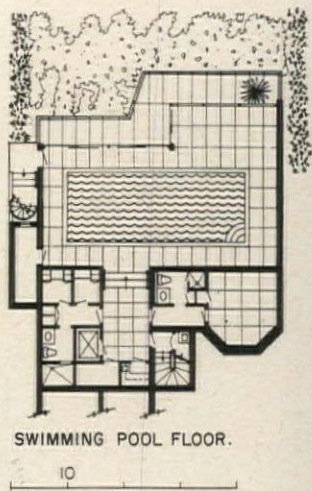

Roger Sturtevant photos

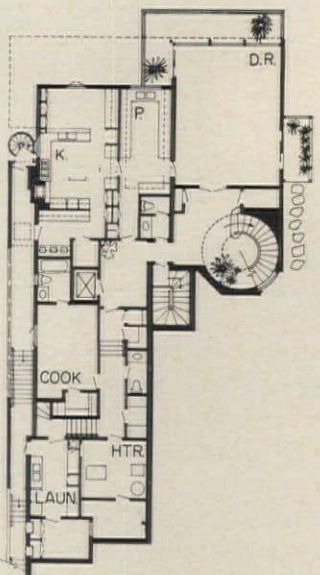




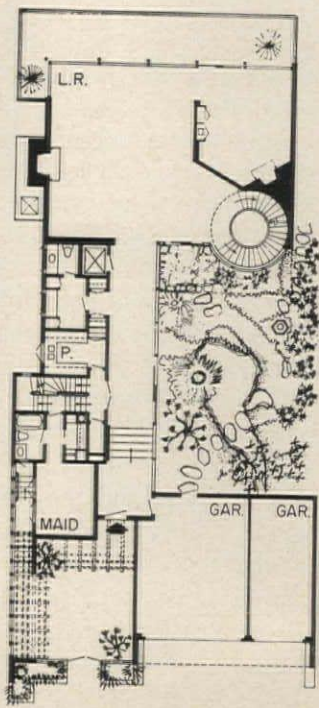
William Wilson Wurster: Coleman Residence

The main rooms on all four floors open, floor to ceiling, wall to wall, to an unusually beautiful view of San Francisco Bay, the Golden Gate and the Marin County hills, but the most dramatic outlook is over the black-rimmed rectangular swimming pool on the lowest level. In contrast to this, the garden court is an area of repose and privacy. The circular stair, white against the white wall but accented by a black rail, connects the three main floors; a simpler but handsome stair leads from the dining room level to the pool.

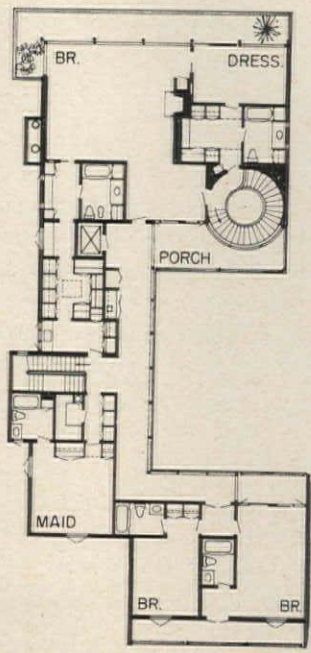




DINING ROOM FLOOR



MAIN FLOOR



BEDROOM FLOOR



William Wilson Wurster

**First Unitarian Church
of Berkeley, California**

ARCHITECTS:

Wurster, Bernardi and Emmons

CIVIL—STRUCTURAL ENGINEERS:

Gilbert Forsberg Diekmann Schmidt

MECHANICAL AND ELECTRICAL ENGINEER:

G. L. Gendler

LANDSCAPE ARCHITECT:

Geraldine Knight Scott

ARTISTS:

Nancy Genn, lectern

Antonio Prieto, screen



CONTRACTOR:

William L. Dinwiddie Construction Company

The magnificent site on which these buildings stand is one which the late Bernard Maybeck owned for almost half his lifetime, and the new buildings for the First Unitarian Church fulfill his wish that the hill should be crowned by "a noble institution." The combination of Wurster's credo and Unitarian beliefs results in an architectural concept which, in the architect's words, is "an episode in Unitarianism, a moving together of many facets." Site, building and program needs—places for worship, for church activities and for parking many cars—are brought together with the great central atrium as the unifying element in the plan. The seven-and-a-half-acre site has room to spare for all these needs. The rectangular church and fellowship building lie along the spine of the hill, a symbol in silhouette against the sky. The materials used are simple and direct—concrete columns, tilt-up filler panels of concrete, left plain or surfaced with exposed aggregate, and their effect on the exterior is simple and at times stark. Where people become a part of the building, however, the same materials have a greater richness: there is more redwood, a finer pebble finish surfaces the concrete panels, the work of local artists is integrated into the over-all design, and light, both day and artificial, becomes a dramatic design element.



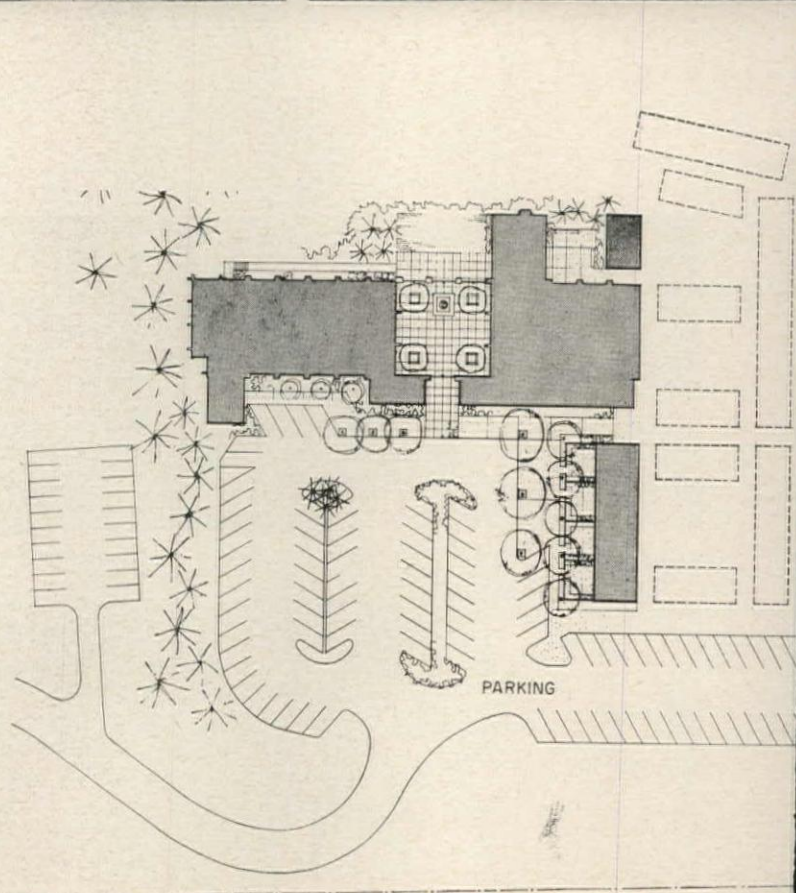
Roger Sturtevant photos

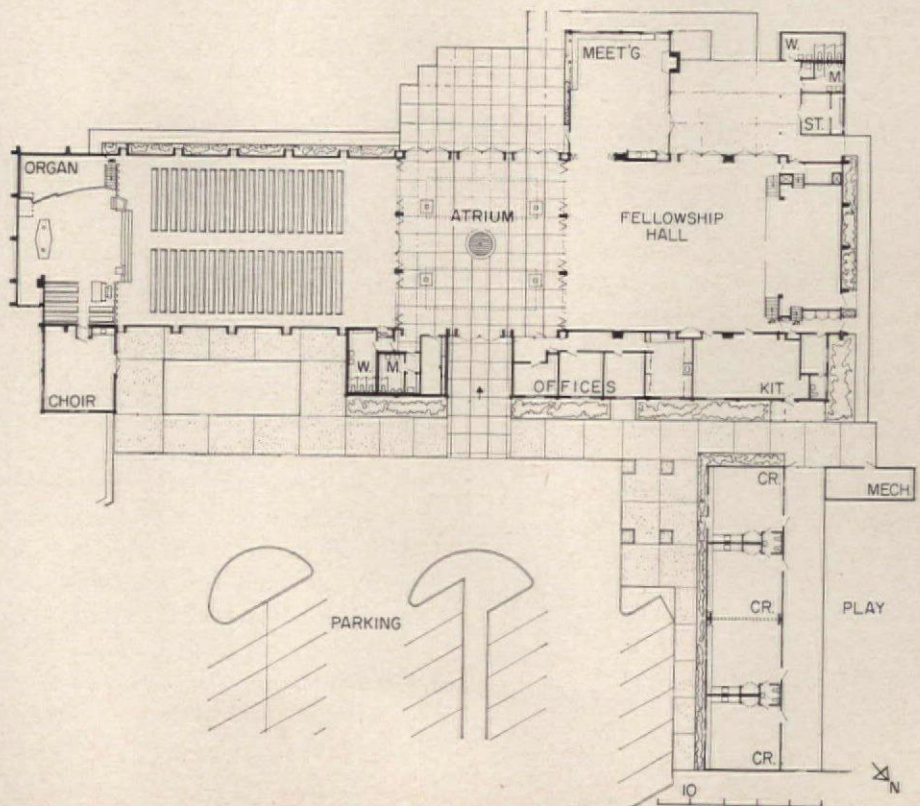
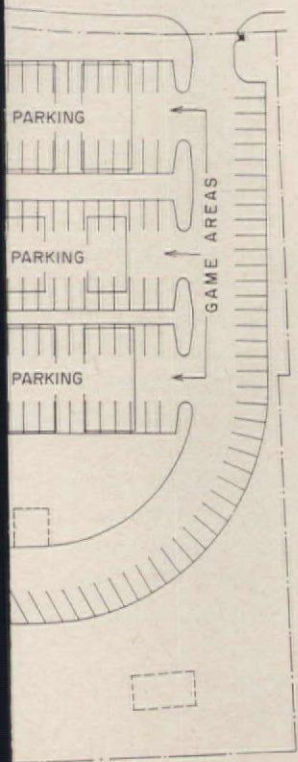





William Wilson Wurster: Unitarian Church

Daylight floods the covered atrium which acts as narthex for the church and as forecourt for the fellowship hall opposite. It opens on the west to a terrace with a panoramic view of San Francisco Bay and provides a unique and handsome place for both formal and informal gatherings. Within the church itself, the subdued light of the nave, coming from long slit windows of colored glass set in the structural columns along the outside wall, leads up to the ampler light of the chancel where Antonio Prieto's enameled copper screen, Nancy Genn's lectern, the gold organ pipes at one side and the full view of the strong wood truss provide a rich setting for the simple table at the end.







William Wilson Wurster

**U.S. Consulate Office Building
Hong Kong**

ARCHITECTS:

Wurster, Bernardi and Emmons

ASSOCIATE ARCHITECTS:

Feltham and Cumine

CONSULTING ENGINEER:

William B. Gilbert

MECHANICAL AND ELECTRICAL:

G. L. Gendler


LANDSCAPE ARCHITECT:

Lawrence Halprin

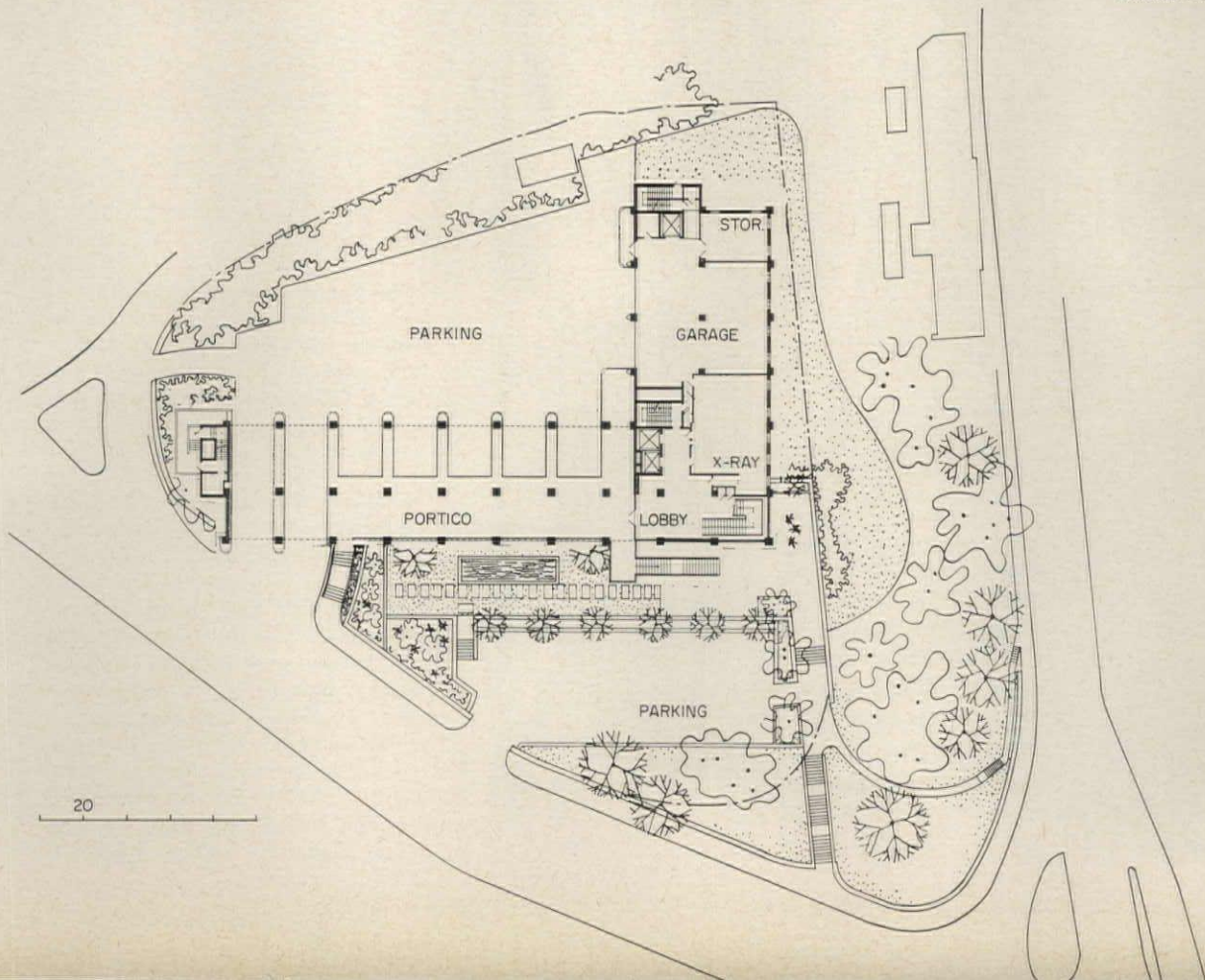
CONTRACTOR:

Paul Y Construction Company

This office building for the U.S. Consulate in Hong Kong, one of the State Department's Foreign Buildings Operations program, has the kind of dignity which befits a representative of the American government, but it looks like Hong Kong and it fits into its Hong Kong surroundings quite naturally and without fanfare. Everything about it, from the simplicity and directness of the plan to the bold lines of the downspouts and rain leaders from the balconies, is a straightforward response to an essential need. This is a stylish building in the highest sense, but it is never a lavish one. It is designed for working people and for efficient use of working spaces. Its white plaster and granite exterior, accented by the dark balconies and downspouts, counters the hurly-burly abuse of color which is characteristic of Hong Kong. Wherever possible local materials were used: local granite facing on the reinforced concrete columns; teak on the interior; local tile in the local tradition for roof finish. The site is an unusually difficult one, made more difficult by the fact that an existing stone building on the site had to be retained so that consulate activities could be continued during construction. On-site parking was a necessity since the site is located in the center of the city.



Rondal Partridge photos





WURSTER, BERNARDI
AND EMMONS

PARTNERS:

William Wilson Wurster
Theodore C. Bernardi
Donn Emmons

ASSOCIATES:

James D. Wickenden
Albert Aronson
Willard D. Rand Jr.
George Kennaday
Geoffrey W. Fairfax
Don E. Stover
Ralph O. Butterfield



The Consulate's office building is entered from the high side of the sloping site along a covered gallery or portico, and from the lower side by a free-standing stairway. The plan takes advantage of the sloping triangular site to provide parking on two levels: one in front of the building, the other in the court, with stalls for consular officers immediately adjacent to the portico. Landscaping is used to define the building and site perimeters and is kept simple and discreetly low. A shallow pool with an abstract mosaic pattern on its bottom surface provides a pleasant spot of color when viewed from the portico. The consul's office is in the penthouse; the windows, well shaded by the broad overhang, overlook Hong Kong and its busy harbor.

4. BEGINNINGS OF URBAN INTEGRATION

REGIMENTATION AND CHANCE

The two favored images of the city today are the products of a complementary process of regimentation and disintegration. One of them is the City in a Parking Lot, a collection of high-rise slabs and towers linked by multi-laned expressways; the other is the Anti-City, a by-product of urban decomposition, which in the pursuit of nature denatures the countryside and mechanically scatters fragments of the city over the whole landscape.

Whether the urban container explodes upward, in profitably congested "urban renewal" projects, or explodes outward, in suburban and exurban subdivisions, the result is an increasingly homogenized urbanoid mass that lacks the complex social and cultural attributes of the city, at the same time that it levels down the geological and ecological character of the natural landscape and lowers its agricultural potential.

The problem of finding an adequate form for the modern city is increased by the very powers the highway engineer and the architect command when they willingly serve the economic forces making for disintegration. Today the chief mode of urban destruction comes from misdirected construction. This paradox cannot be resolved by holding that formlessness is the determining feature of contemporary urban form. Yet some of our younger architects and planners have been making sketches for an anti-city on the assumption that randomness, accident, deformation, fragmentation—like crime, violence, extermination—have the same order of value as function, purpose, integration, health, moral character or esthetic design.

This tendency finds ample support, unfortunately, not merely in the fashionable *avant-garde* literature and drama of our time, but in the practice of some of the most sensitive contemporary painters and sculptors who keep on telling us that the only order possible is willful disorder, that the only valid image of man himself is a horror-skeleton derived from the Nazi extermination camps, and that the only

imageable urban form, apart from a collective underground shelter, would be the deliberate equivalent of the debris left by a nuclear bomb. Elizabeth Close's satiric commentary on "Design by Chance," published in the May number of the *Journal of the American Institute of Architects*, is too close to reality to be funny. If a chimpanzee, a psychotic, and a museum-qualified painter are equally capable of achieving a "modern" painting, the forces that are now vomiting the wreckage of the city over the landscape are doubtless sufficient to produce the "modern" form of the city—formless by intention.

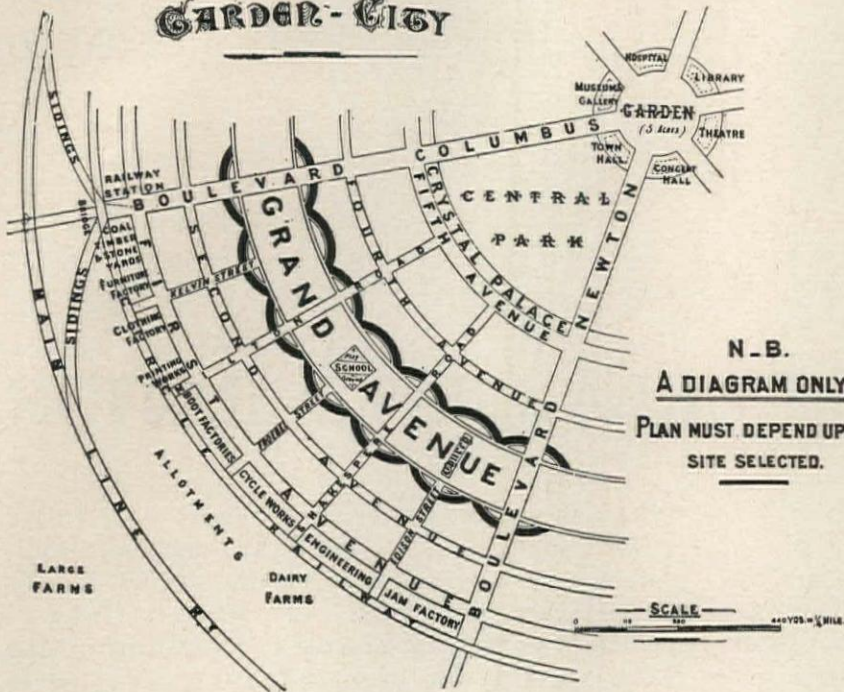
If we are not to follow these irrational forces to their methodical conclusion—the effacement of human culture and the annihilation of man himself—the explosive elements that are now at work must be harnessed to a different and more human set of purposes. As with the mixture that composes gunpowder, the individual components in this urban explosion are in themselves innocuous: motor transportation, mass production, instantaneous communication, automation, are all potentially effective agents for human development, provided that it is the welfare of man, not the untrammelled expansion of his mechanical instruments, that one has in view. Even their explosive mixture, again like gunpowder, may prove serviceable for better human purposes provided we have adequate social instruments to control the explosion, and a rational target to aim at.

The paramount urban problem today is to invent an adequate urban container which will do for our complex and many-sided culture what the original Stone Age container did for the far simpler cooperations and communications of earlier societies. This problem cannot be answered, then, merely by pointing to the existing metropolis, or the conurbation, or the "megalopolis," and calling one of these the new container, though these big units do in fact point to the scale in which an effective multi-centered container must be conceived, and the vast range of specialized functions and human purposes that must be brought together.

More than a generation before all the dimensions

WARD AND CENTRE
GARDEN-CITY

Nº 3.



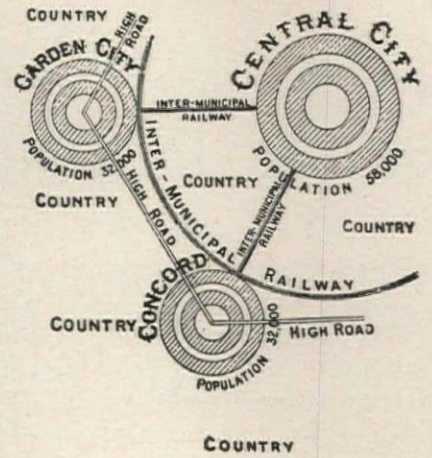
N-B.
A DIAGRAM ONLY
PLAN MUST DEPEND UPON
SITE SELECTED.

SCALE 1/4" = 1 MILE.

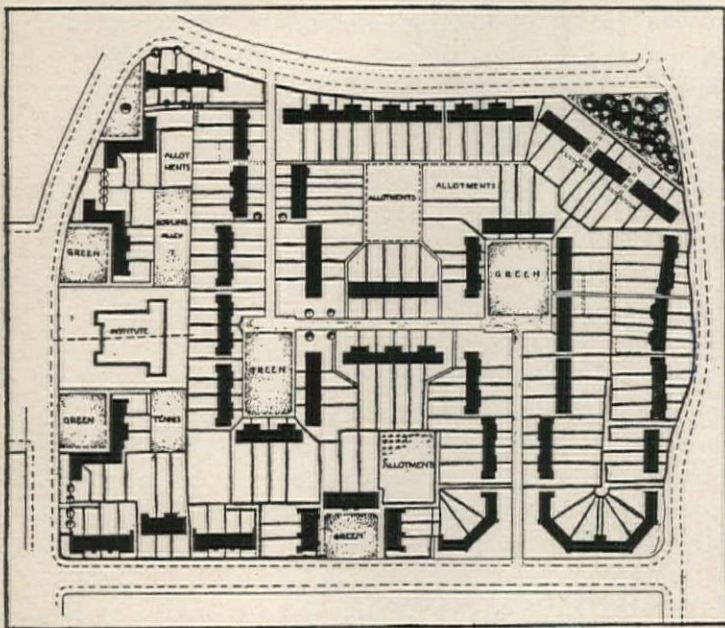
Nº 5.

DIAGRAM

ILLUSTRATING CORRECT PRINCIPLE
OF A CITY'S GROWTH—OPEN COUNTRY
EVER NEAR AT HAND, AND RAPID
COMMUNICATION BETWEEN OFF-SHOOTS.

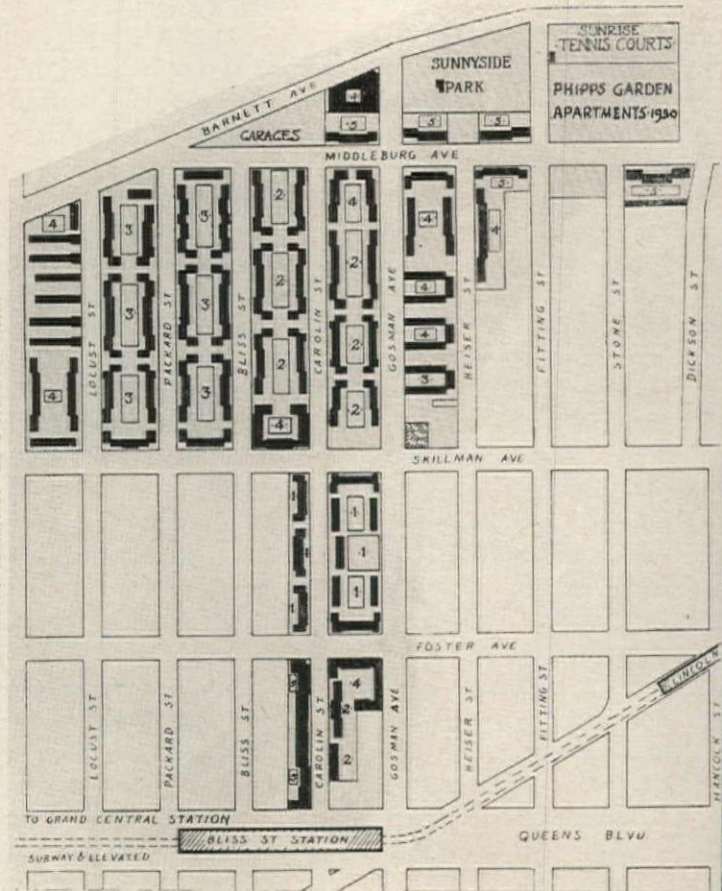


Plan from "Town Planning in Practice," by Raymond Unwin

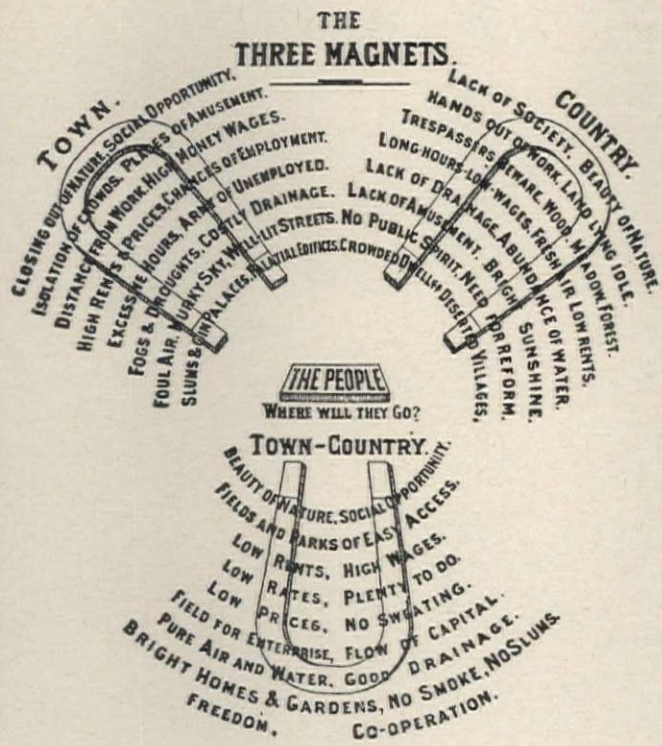


Pixmore Hill, Letchworth Garden City

Plan from "Toward New Towns for America," by Clarence S. Stein



Early plan of Sunnyside Gardens



“ . . . the first tentative step toward an answer was made by Ebenezer Howard . . . His dry little prospectus—it is little more than that—“Garden Cities of Tomorrow,” first published in 1898, started many fresh ideas sprouting in other minds; and some of the original seeds that remained dormant are now ready at last to germinate.”

“The first translation of Howard’s idea (far left) . . . was the work of Raymond Unwin and Barry Parker . . . carried further (left) by Clarence Stein and Henry Wright in Sunny-side . . .”

of this problem had become visible, the first tentative step toward an answer was made by Ebenezer Howard. In his concept of the garden city, he restored many of the essential elements that the city, in its mechanical expansion and dispersion, in its human regimentation and biological depression, had lost; for he returned to the human scale, and he conceived of a means of increasing size and complexity of social relations without destroying this scale.

GROWTH AND FORM OF THE CITY

The projector of this urban form was not an architect, a planner or a painter, but an inventor of machines. His dry little prospectus—it is little more than that—“Garden Cities of Tomorrow,” first published in 1898, started many fresh ideas sprouting in other minds; and some of the original seeds that remained dormant are now ready at last to germinate.

If I feel obliged once more to outline Howard’s leading ideas, it is only because the popular view of them, even in planning circles, is often based, not on his proposals, but upon the strange aberrations of his critics, whose resistance takes the form of attributing to him preconceptions, methods and goals precisely the contrary to those he held. Even Howard’s followers have sometimes given to his tentative proposals a rigidity of form and a finality of purpose he did not himself value; for his was an experimental mind, and the worst homage one could do to his way of thinking would be to assume that his experiment is already fixed and finished.

What Howard proposed was both a new image of the modern city and an organic method of handling its continued growth. The new image was that of a city limited in size, not by natural obstacles or poor economic resources or military necessity, but by a deliberate social intention and by the very nature of the contents and purpose of the plan. He sought to handle the problem of continued population growth by continued colonization in a series of self-contained towns with a sufficient variety of industrial, agricultural, and professional occupations to give work to the larger part of their own populations.

These new cities, in contrast to the current mode of urban expansion, were to be limited in area, in density and in population. Howard estimated that the desirable size for such a town would be about 30,000, with 2,000 more inhabitants engaged in market gardening and other rural occupations in the permanent greenbelt that surrounded it and gave the community its visible definition. The number of acres and of people he deemed adequate was a first approximation. It is not any single population figure, but the desirability of establishing limits for the concrete, visible urban form that is important.

The main feature of Howard’s idea, apart from



Aerial view of Radburn, New Jersey

Fairchild Aerial Surveys, Inc.

the limitation of population and area, was a notion that he himself introduced with the very concept of the new city: the city was not only to be small enough to be manageable and accessible, but big enough to have variety and diversity. At this point he made a decisive departure both from the plans of "industrial villages" that were being built by a few British manufacturers, bent solely on improving housing conditions of their workers, and from the ordinary residential suburb, wholly dependent for diversity upon a distant urban center.

Howard's prospectus was so fully given over to the practical details of launching a city that he himself barely sketched in its more fundamental ideas. But if the words "balance" and "organic unity" and "social mixture" are lacking in Howard's

book, they underlie the whole conception, and I do him no injustice in emphasizing them, though he himself rather stressed the municipal ownership and control of the land, as a means of maintaining the new pattern.

In outlining a more organic form of the city, Howard sought at the same time to unite town and country: he rightly understood their interdependence and complementarism. In proposing more spacious surroundings both for the buildings and the town as a whole, Howard was only democratizing a process that the aristocracy had long observed in establishing their own quarters in the city. The luxury of space, particularly the luxury of great parks and gardens, was historically the great aristocratic contribution to the city; and Howard felt,



Plan from "Toward New Towns for America"

"To Unwin's demonstration, carried further by Clarence Stein and Henry Wright in Sunnyside and Radburn (here shown) we owe in large part the adoption of the superblock . . ."

again rightly, that for the sake of health and delight the garden and the park were an integral part of every quarter of the city.

In the 19th century this spacious mode of planning had been achieved only in the health spa and the suburb; but by now it has become a basic requirement of all urban design. Howard felt, indeed, that one of the great benefits of building new towns on a large scale would be to reduce the pressure of metropolitan population sufficiently to make it possible to replan every part of London, and make it as attractive and habitable again as it still is around its green core of parks and tree-filled squares

In aiming to deal with the dual problems of congestion and overgrowth Howard had, almost by accident, rediscovered the essential nature of the city

itself. The main ingredient of this conception was a population large enough to be diversified; diversified enough to be economically and socially balanced, and balanced sufficiently to permit most of the daily needs of the community to be satisfied within the city's limits, and yet have secure immediate access to the open country.

But Howard was no small town isolationist. Not for a moment did he suppose that a single community of 32,000 people could satisfy all modern man's social and cultural needs, or provide a sufficient variety of economic opportunities. Nor did he underestimate the special advantages of large numbers and plentiful capital resources, though he suspected that the great metropolis exacted too high a price for supplying them. On the contrary, in his chapter on "Social Cities" Howard pointed to a higher order of organization: a new kind of openwork metropolis, with 10 such communities grouped around a larger city at the center, bound closely by public rapid transit, commanding a population within the range of 350,000.

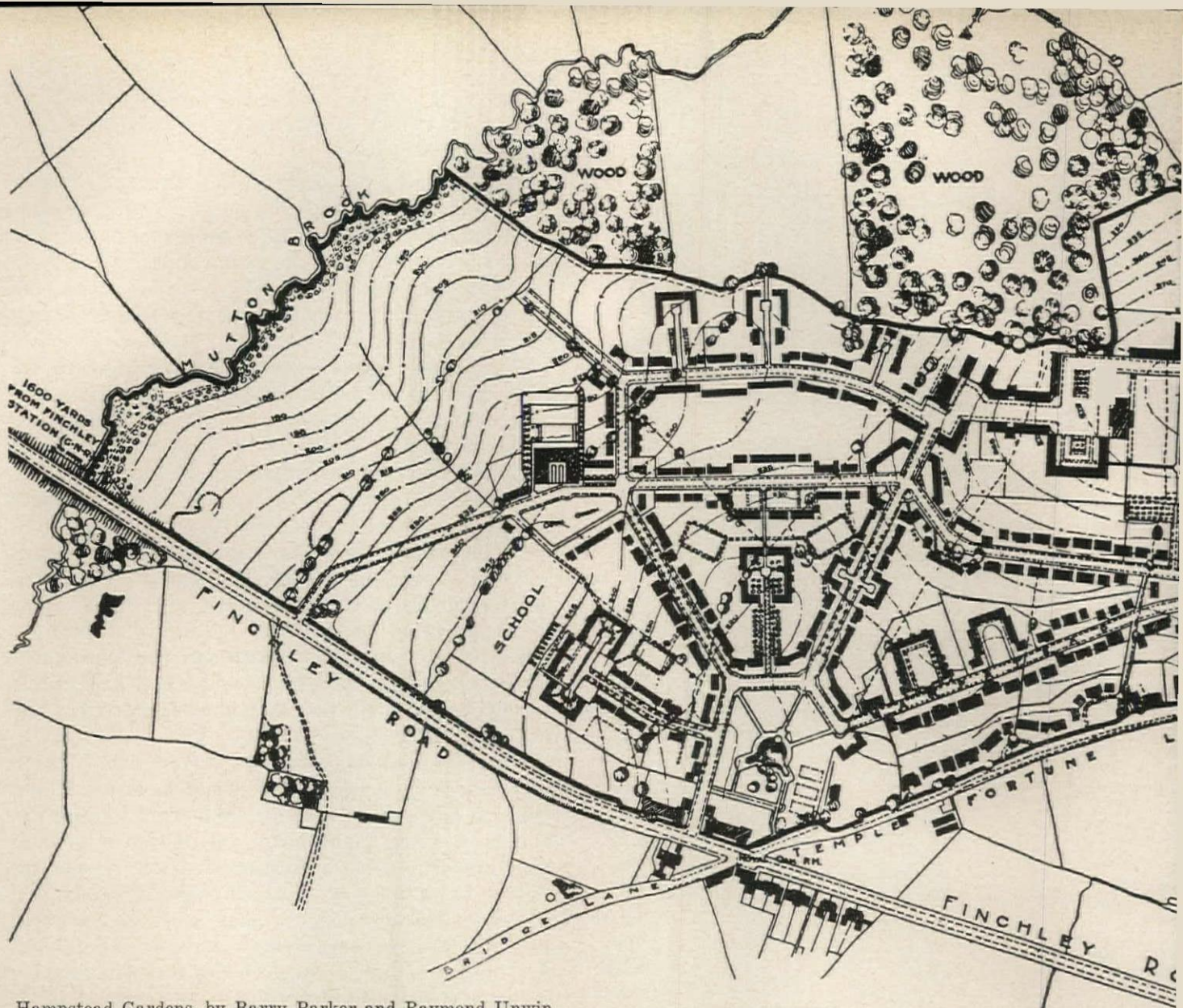
Here Howard suggested that such a constellation of cities or "town clusters" would have social and cultural advantages that no small town could offer. But he saw—as many advocates of continued metropolitan expansion and dispersion still do not see—that as the size of the total regional population increases, its component parts must be gathered together in more concentrated and coherent containers, built to a human scale, with sufficient autonomy to assume responsibilities and make demands, as no scattered, disorganized population can.

To make order again out of the present metropolitan explosion we must begin with its antithesis: a small-scale urban implosion or assemblage of urban elements. Only by first unifying the parts can a larger whole, the "urban grid," a highly organized regional network of cities and urban institutions, come into existence.

THE GARDEN CITY AS TRANSLATED

If I have correctly interpreted the significance of the Garden City, why is it that Howard's leading ideas have often been violently caricatured or disdainfully ignored? Apart from sheer human perversity, there are two reasons for this. The first is that Howard, as a public character, was a far bigger man than his book; and it was his genius for action as well as a certain meagreness of sociological and historic background that kept him from expressing in more effective literary form the full implications of his ideas. That task was left largely to his followers, particularly Unwin, Purdom, Osborn and Stein.

The second reason was that Ebenezer Howard had no pretensions to being a planner and he of-



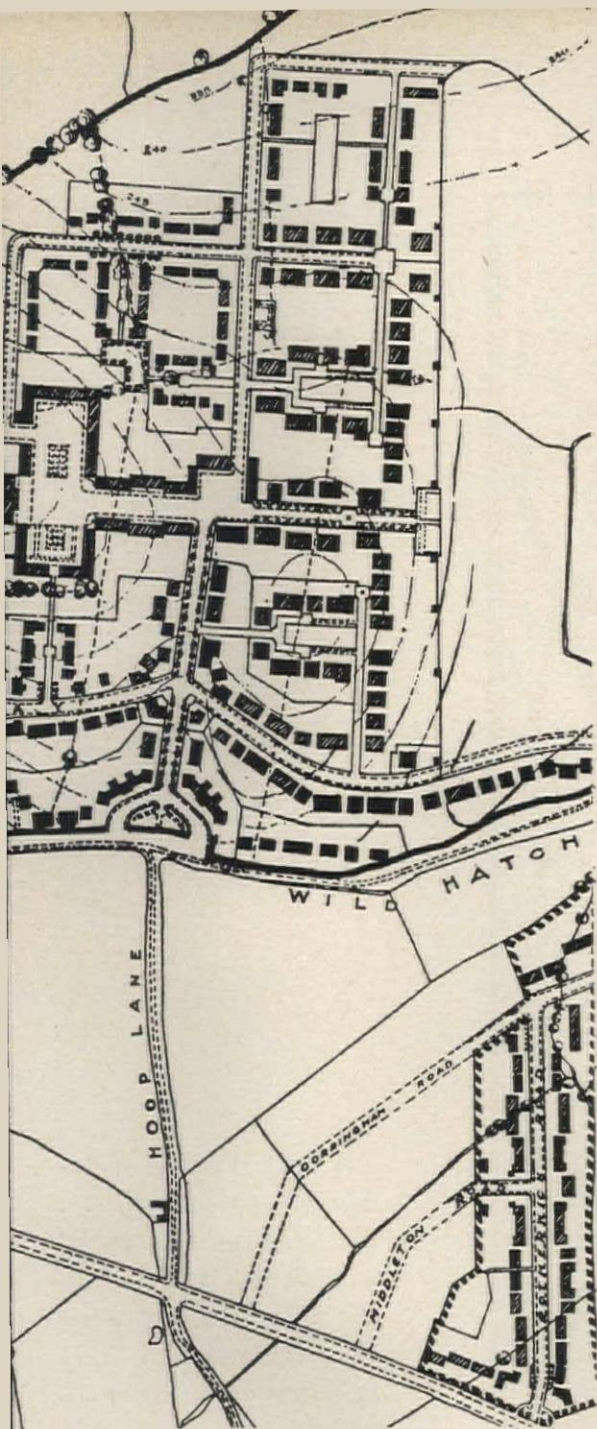
Hampstead Gardens, by Barry Parker and Raymond Unwin

“Unwin’s later Hampstead Gardens, a suburb which had no pretensions to being a city, turned out to be far more coherent and handsomely urbane, perhaps partly under the influence of Lutyens.”

ferred no plans: all his illustrations are plainly labeled as diagrams. In so far as he himself suggested any concrete forms for the new city, they were closer in spirit to Paxton than to William Morris, and were more or less adaptations of the common forms of his own time: a central park as in London; an elongated glass shopping arcade, like that built in Milan or many other European cities; a green belt, collectively owned, such as had always existed, though usually without public protection, around country towns and railroad-suburbs. As to the residential area, if Howard had an image of the city, it was nearer to that of an early Victorian development in London, Ladbroke Grove, than to the cities that came actually to be built as demonstrations of his idea.

The first translation of Howard’s idea into an actual urban form, was the work of Raymond Unwin and Barry Parker, two young planners who did not fully share Howard’s old-fashioned delight in Victorian invention and mechanical progress: for they were under the corrective humanizing influence of William Morris, and were more interested in recapturing the genial older traditions of domestic architecture than in finding a fresh, striking image for a new kind of city as a whole.

As an historian of city design and a planning theorist, Raymod Unwin was the outstanding figure of his generation, for he carried further the pioneer innovations of Frederick Law Olmsted, and since he had both the literary facility and the cultural background that Howard lacked, his vision of the



Plan from "Town Planning in Practice"

new town carried greater authority. Unwin's analysis of the human insufficiency and economic waste of the "standard bye-law street" imposed by English legislation to achieve a minimum of sanitation and order is a classic little pamphlet: for he showed in residential neighborhoods that capital was being wastefully sunk into an excessive number of streets, paved for heavy traffic that did not exist, and mechanical utilities that were not needed, which could have been turned to better account by eliminating a large number of through streets and converting the space so saved into playgrounds and gardens.

To Unwin's demonstration, carried further by Clarence Stein and Henry Wright in Sunnyside and Radburn, we owe in large part the adoption of the superblock, which has liberated the architect from

the rigid constraints of the building lot, the narrow block and the uniform building line.

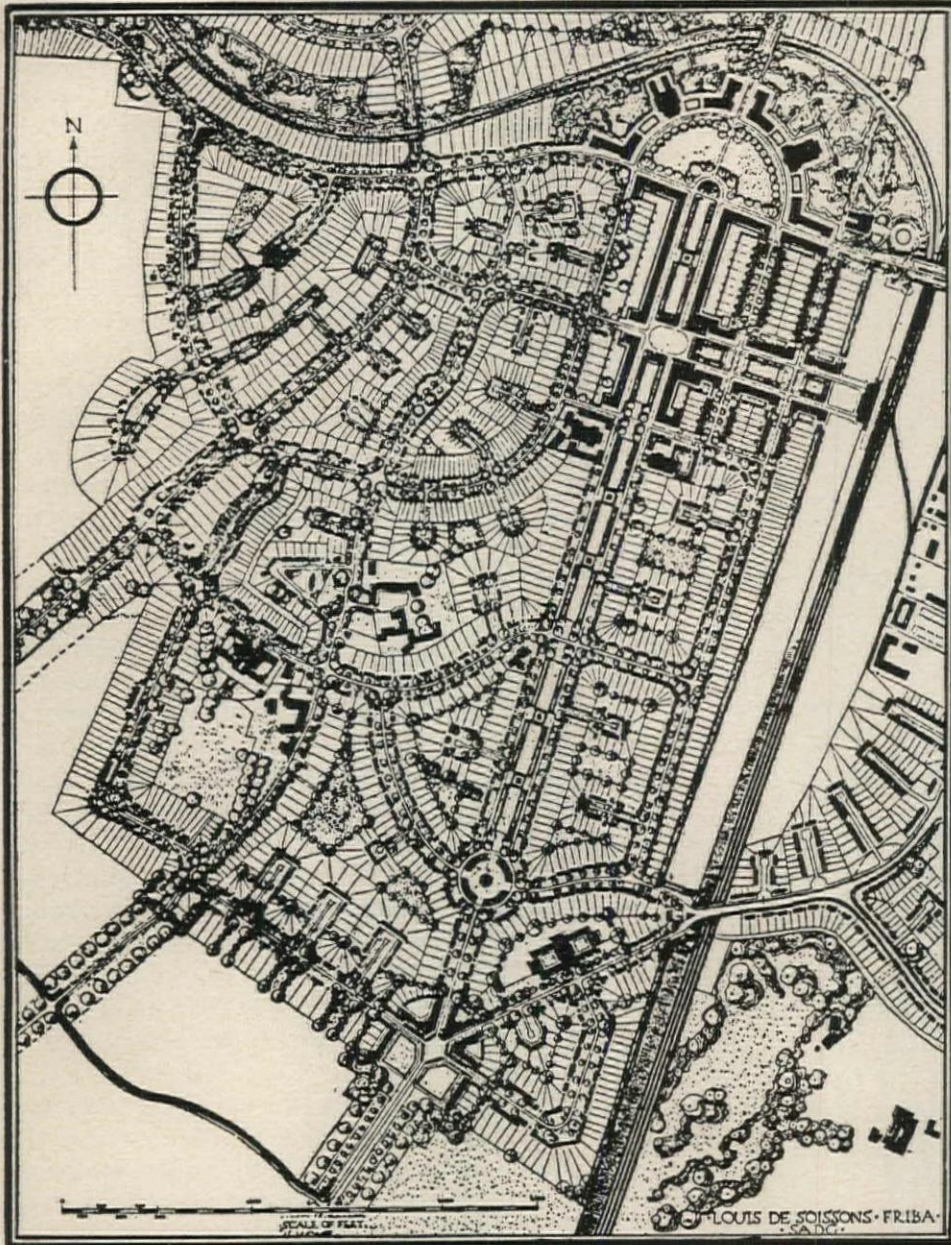
Unfortunately, the plan for Letchworth Garden City was uninspired. In leaning backward to avoid the stark simplicity of Howard's diagrams, the planners managed to avoid any positive visual expression of the idea itself. And though much of the domestic architecture was more fresh and vigorous than anything of comparable cost being built at the time, and an occasional factory, set in the midst of these houses, like the Spirella corset plant, was admirable in design, the total architectural effect was mediocre, and as far as the idea went, esthetically unconvincing. Neither the plan nor the structures articulated the differentiated but balanced structure of the new city. Visually the garden displaced the city.

As a result of this architectural indecisiveness, the handsomely cultivated gardens and open spaces far outshone the architecture and served as the identifying mark of the new idea, though the garden was only one of many ingredients in Howard's new urban formula. In form Letchworth Garden City now seems a cross between a modernized country town and a spread-out contemporary suburb. Unwin's later Hampstead Gardens, a suburb which had no pretensions to being a city, turned out to be far more coherent and handsomely urbane, perhaps partly under the influence of Lutyens. In a word, the still-fermenting New Town wine was poured, at the beginning, into a too familiar suburban milk bottle. That archaic image has retarded the acceptance of the idea itself.

This overemphasis upon the gardens and open spaces was doubtless a natural reaction against the dreary deserts of pavement, with trolley poles and lamp standards taking the place of trees, that stood as sterile symbols of mechanical progress. But by its very over-emphasis it shifted attention from Howard's main idea, which was that of social manifoldness, balance of urban and rural opportunities, functional completeness. As a result the Garden City came to be tied up in many people's minds, even in those of its most powerful proponents, with a general housing standard of 12 to 14 houses per residential acre. This notion was further stereotyped by Unwin himself, for as chief architect to the English Ministry of Health, Unwin introduced this standard on a national scale for public housing estates. He advocated this density for the sensible but limited purpose of providing a subsistence garden for every working class family. And it is this standard layout, not the garden city, that spread everywhere in England from the nineteen-twenties on.

Though Howard himself experimentally promoted group housing design for communal living, the single-family house-and-garden of fixed dimensions became a standard, or rather an over-standardized, requirement. When Welwyn Garden City was built

Plan from "Town and Country Planning," by Brown and Sherrard



A section of Welwyn Garden City

"When Welwyn Garden City was built . . . the Georgian revival was in full swing, and the planner, Louis de Soissons, achieved greater charm and coherence . . ."

some 15 years later, the Georgian revival was in full swing, and the planner, Louis de Soissons, achieved greater charm and coherence here than Letchworth possessed. Yet, except for the admirable industrial zone, the emphasis was again on private functions and traditional forms and ample greenery, rather than on association and intercourse, on public functions, on focal meeting places and social intermixture, all of which call for the pedestrian scale and a more close-textured design.

This failure to convey a more coherent image probably slowed down the acceptance of the idea, but in recent years it has been partly corrected. Indeed, at the very moment that Letchworth was being built, Tony Garnier, in his ideal plans for a new industrial city on the Rhone, was often closer in his

architectural forms to the fresh image of the new town than were Unwin and Parker. A generation later Ernst May, once an assistant of Unwin's, came still closer to a valid form in the satellite settlement of Römerstadt, near Frankfurt-am-Main. Today the planners of the New Town of Cumbernauld, near Glasgow, though they have over-reacted against both the excessive spacing and neighborhood segregation of the first batch of British new towns, are approaching in architectural form—without resorting to high-rise structures—the compactness that is needed to make daily encounters and mixtures between people and groups not merely possible but inevitable. In time, both lack of historic structures and lack of modern examples will be overcome: the new image itself will come clear.

APARTMENTS

BUILDING TYPES STUDY 315

®

The six apartment buildings in this study were chosen for their good looks; each presents an attractive face to its community. It is pleasant to think that handsome buildings rent more readily, create prestige for tenant and owner, and tend to raise the general tone of the neighborhood—as indeed these do.

In the field of commercial rental housing, construction budgets are usually stringent, with the result that extensive research or study into other considerations is precluded. Such basics as: the size, shape and arrangement of rooms; the grouping (or separation) of living units and their relationship to public and project circulation and the site; the handling of automobiles and services; have not changed a great deal from the accepted standards and patterns of recent years. Structurally, new steels have appeared, and refinements in their use; there have been improvements in concrete quality control, as well as the emergence of a whole new family of precast components. Yet, with few exceptions, apartment buildings continue to be multi-story slab structures with applied skins. True structural continuity in the architectural sense is yet to be realized, as is continuity of structure and skin. Air conditioning and lighting are yet to be integrated into the fabric of construction. It is in dealing creatively with such matters that progress will be made toward the ultimate apartment building of the future. If architects were given a chance to work on some of the basics, better buildings would result, and it is likely they might cost less.





SCREENED TERRACES A FEATURE OF DENVER HIGH-RISE

Cherry Creek Towers, Denver, Colorado

ARCHITECT: *Carl Groos Jr.*

ASSOCIATE ARCHITECT: *O'Neil Ford*

SPECIAL DESIGN ASSOCIATE: *Mardi Buell Groos*

STRUCTURAL ENGINEER: *Ib Falk Jorgensen*

ELECTRICAL ENGINEER: *Swanson Rink*

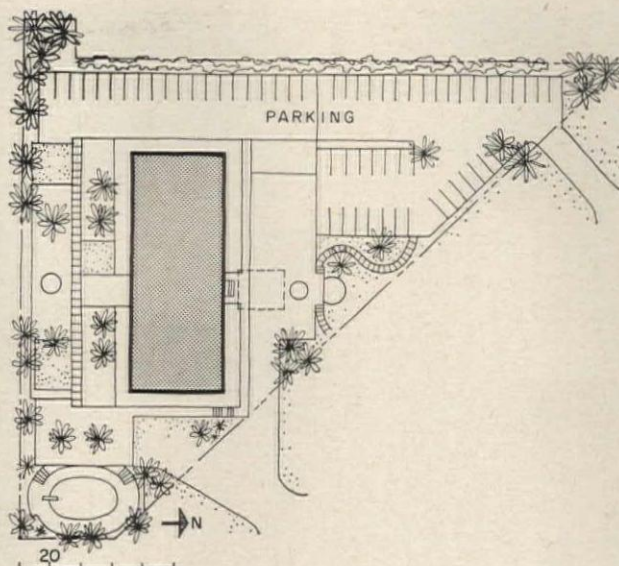
MECHANICAL ENGINEERS: *Stone & Birkle*

LANDSCAPE ARCHITECT: *Chris G. Moritz*

INTERIOR CONSULTANTS: *Castle-West*

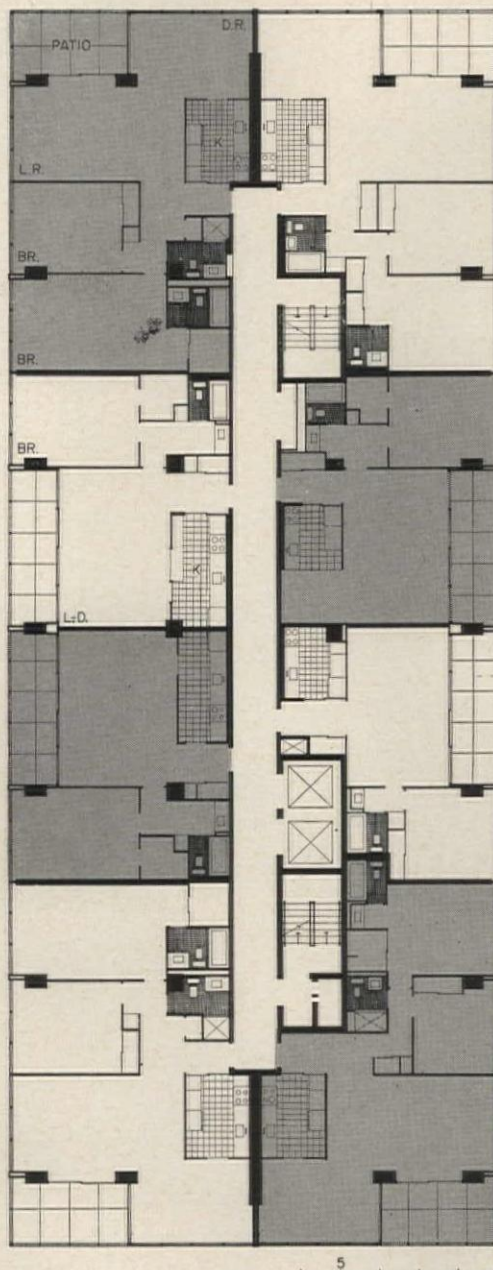
GENERAL CONTRACTOR:


Platt Rogers Construction Company



This handsome high-rise apartment block is notable in providing a sheltered, screened-in terrace for each tenant in lieu of the more usual open balcony; and in doing so in such a manner that the terraces are partially protected and do not destroy the integrity of the simple block of the building's shape. The screen frames duplicate the adjacent glass window frames to provide—from outside—a visual continuance of the aluminum and gray glass curtain wall. Inside, one gains the feeling that the terrace is an outdoor room within the boundaries of the apartment, and the corresponding impression of containment and safety means that the terraces are popular and widely used. For cold weather, tenants can, if they wish, have demountable glass panels installed so the terrace becomes a sun room at slight expense.

Located in a semi-urban setting five minutes from downtown Denver, this unit is the first of three that will eventually be built on the five-acre property. For this building's triangular third of the plot, the parking garage is under and wrapped around two sides (south and west) of the building and sunk for one-half its height into the ground. The resulting elevation of the first floor—which contains several apartments—improved the entire scheme by giving those living units a better outlook and by making it possible to poise the entire parallelepiped of the building on a slightly raised platform. This platform is developed with fountains, landscaping, terraces and a swimming pool.






Hedrich-Blessing photos

THE SOUTH TERRACE (*left and top right*) has become an outdoor social center for tenants. It is floored in exposed aggregate concrete panels with gray concrete dividing strips. The tree pots and fountains are of concrete; railings are of metal; the outdoor screens are of wood and pierced concrete.



THE LOBBY (*bottom right*) has decorative panels of precast mosaic, imported from Italy; walls are otherwise of plaster; ceilings of acoustical plaster; stainless steel trim; special lighting fixtures are of stainless steel and walnut; the floor is of terrazzo with flush inserts of carpeting.







INTERIOR VIEWS of several apartments (*right*) point out in graphic fashion how the terrace areas become an attractive part of living spaces, whether screened or glassed-in. They are reached by way of floor-to-ceiling sliding doors of aluminum and glass.

MATERIALS: The structure is of flat concrete slabs and high-strength steel; the curtain wall is aluminum and gray glass; typical interior partitions are solid plaster (on steel studs and gypsum lath between apartments); corridor floors are carpeted; tenants provide finish flooring, except in baths and kitchens, which are vinyl asbestos tile; ceilings are acoustical plaster throughout; except for sliding terrace doors, all glass is fixed; kitchens are equipped with dishwasher, garbage disposal unit, electric range and refrigerator, and wood cabinets with plastic counter tops.





PRECAST FACING FOR MICHIGAN TWO-UNIT SCHEME

Nelson Towers, Jackson, Michigan

ARCHITECTS: *King and Lewis*

STRUCTURAL ENGINEERS: *Cuddie Engineers*

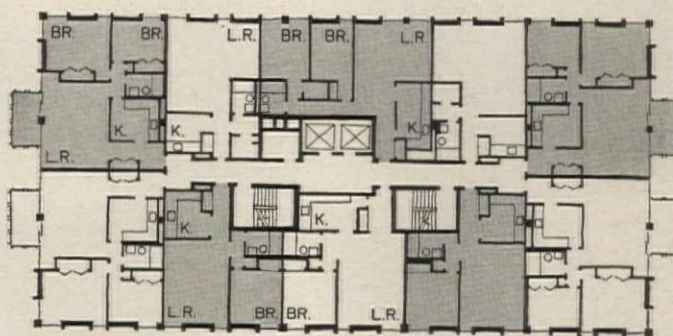
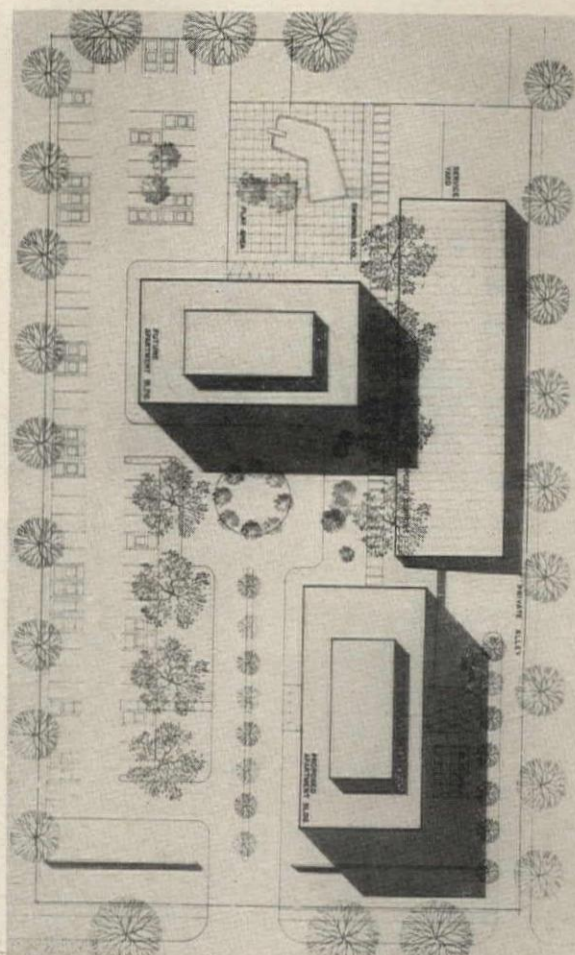
LANDSCAPE ARCHITECT: *Don Geake*

GENERAL CONTRACTOR:

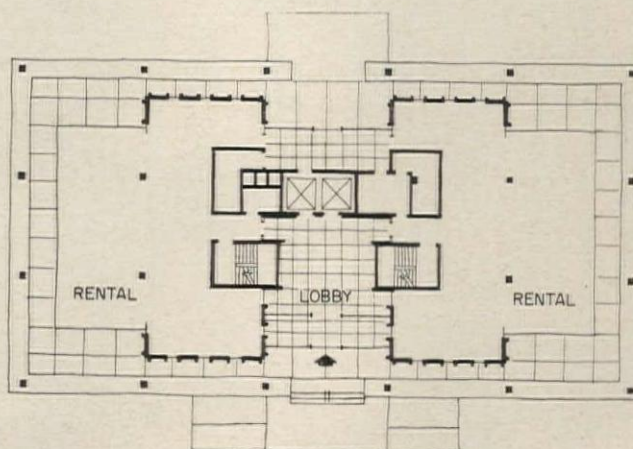
Bentler Construction Company

This striking building—which houses seven floors of apartments plus ground level rental area—was designed to blend as successfully as possible with the existing streetscape of 1920's estate-type residences. Thus, in an area where a slick metal and glass envelope would be inappropriate, the building was faced with precast panels with an exposed quartz aggregate. The continuous panels are arranged in a rhythmic bay pattern—alternating with the exposed structural columns—which creates a building envelope in scale with the adjacent large houses. The vertical panels, which actually house heating and cooling risers, are detailed with “wings” at their edges, heightening the chiaroscuro effect. The balcony facias (*top photo*) also add interest to the light and shade pattern. The in situ concrete structure is of the flat plate type. Field stone was used for the carport enclosure and parking area screen walls to further tie in the new construction with the neighborhood.

The disposition of the building's 70 apartments emphasizes two-bedroom units, of which there are 35. There are also 21 one-bedroom units and 14 efficiency apartments. In plan, emphasis was placed on living rooms free of circulation. The ground floor lobby has a suspended acoustical ceiling in prismatic forms; the precast, quartz-aggregate panels that face the building are also carried into the lobby. The basement houses a tenant laundry, storage and the mechanical plant.



TYPICAL FLOOR



GROUND FLOOR

10



DUPLEXES FOCUS ON COURTYARD WITH REFLECTING POOL

400 South Ocean Boulevard, Palm Beach, Florida

ARCHITECT: *Edward Durell Stone*

ASSOCIATE ARCHITECT: *Miles A. Gordon*

LANDSCAPE ARCHITECT: *Edward D. Stone Jr.*

STRUCTURAL ENGINEERS:

Bernard J. Shaw and Associates

ELECTRICAL ENGINEERS:

Brockway, Weber and Brockway


GENERAL CONTRACTOR:

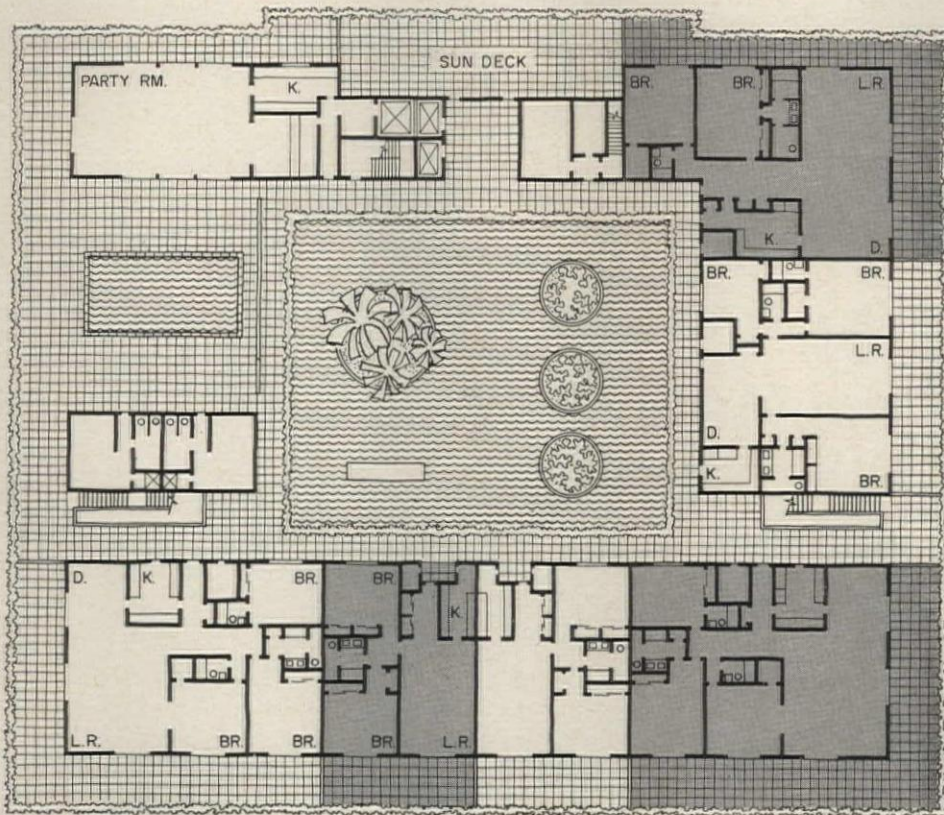
Arnold Construction Company

This design by architect Edward D. Stone for luxury living in Florida features a group of duplex apartments grouped about a central courtyard which contains, at ground level, a reflecting pool with landscaped islands, sculpture and fountains. The 48 duplexes are arranged one above another in a four-story band that forms the principal central portion of the building, but are appropriately expressed as a two-layer block. The ground floor is given over to 10 two-bedroom apartments; the top story houses 6 three-bedroom penthouse apartments. The plan is notable for the fact that there are no interior corridors—a feature calculated to provide maximum privacy for each unit. Folding metal doors, two stories high (*left*), can be closed as desired for hurricane protection. In normal use, sliding glass doors will offer access to the outdoor terraces. Each apartment will have an individual heating and air-conditioning system.

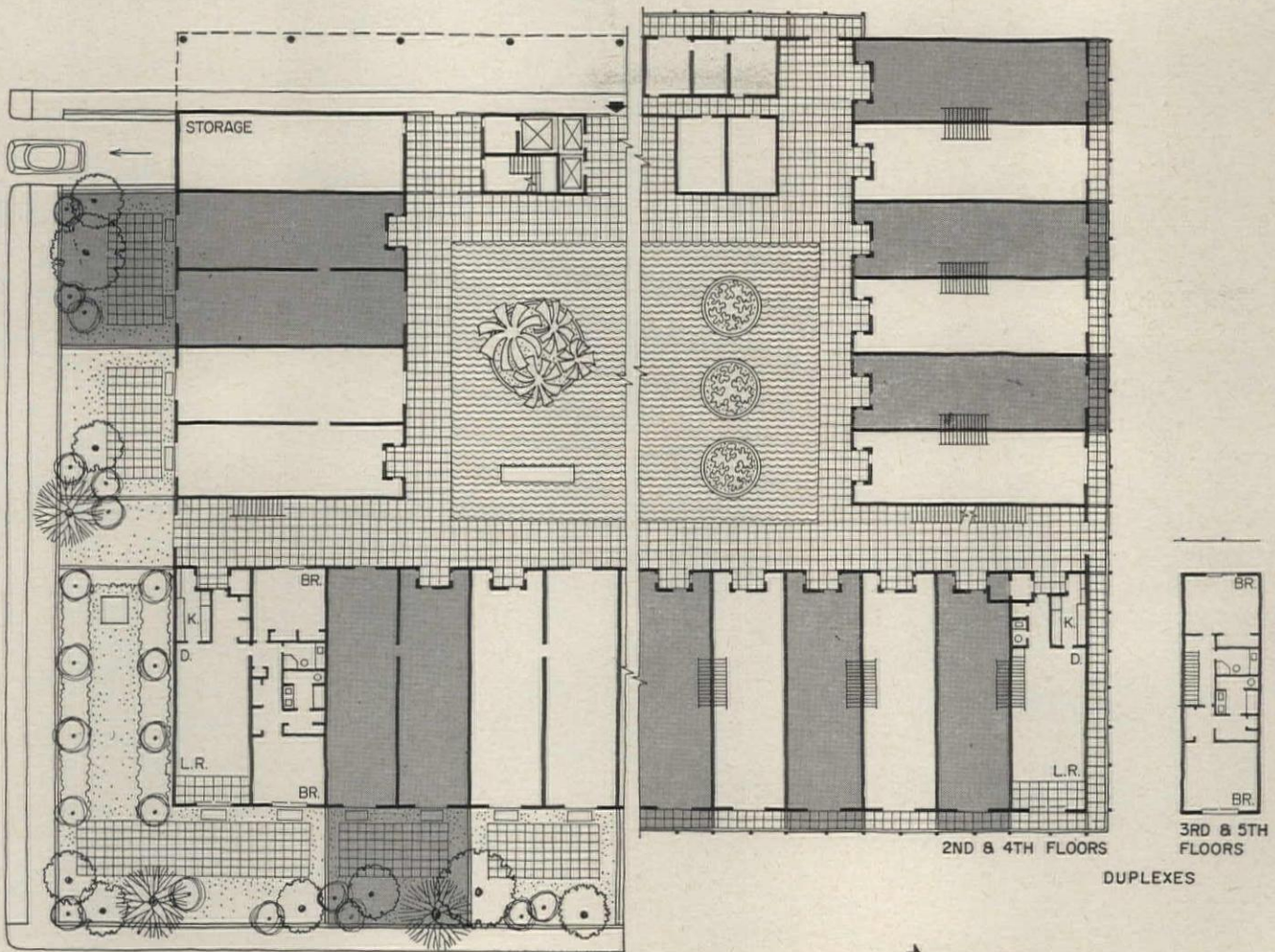
Parking for 96 cars—in a ratio of one and a half places per tenant—is provided in an underground attended garage. At roof level there is a swimming pool, sun deck, cabanas, party room, kitchen and bar; facilities which can be rented for private parties, if desired. A further touch of luxury is provided by a block of furnished guest rooms, which are set aside for the overnight guests of building tenants. Annual rent will range from \$5,200 to \$11,500.

Louis Checkman photos






PENTHOUSE FLOOR



GROUND FLOOR - SIMPLEXES





UNUSUAL HIGH-RISE ATTRACTS NURSES TO CANCER CENTER

Sloan House,

Memorial Sloan-Kettering Cancer Center, New York

ARCHITECTS: *Harrison & Abramovitz*

STRUCTURAL ENGINEERS: *Edwards & Hjorth*

MECHANICAL ENGINEERS: *Jaros, Baum & Bolles*

ELECTRICAL ENGINEERS: *Ebner Associates*

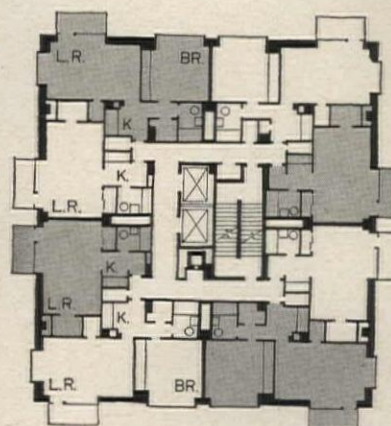
INTERIORS: *Harrison & Abramovitz, ground floor,*
Hospital Furniture, Inc., apartments

GENERAL CONTRACTOR: *George A. Fuller Company*

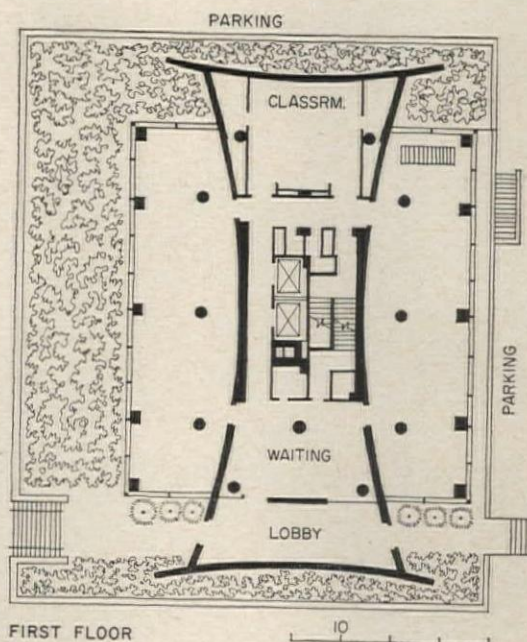
Thanks to this handsome new 20-story residential apartment building of glazed white brick, gray glass and aluminum, Memorial Hospital in New York now has a full complement of nurses—not at all usual in most hospitals. The apartment building, called Sloan House, is the latest addition to the Memorial Sloan-Kettering Cancer Center, which is located in an area in which it is virtually impossible to locate a medium or low rental apartment. The building houses unmarried resident nurses and provides quarters also for those from all over the country who come to the Center to learn the special skills and techniques necessary in nursing cancer patients.

The building accommodates 225 nurses in 150 apartments; 75 in single units and 150 in double. All apartments have living rooms approximately 12 feet by 19 feet; each apartment is carpeted, equipped with Venetian blinds, window hangings and terrace furniture. Balconies throughout are 4 feet by 10 feet. Rentals: studio units \$71 unfurnished, \$81 furnished; bedroom units \$58 per person unfurnished, \$66 per person furnished. Apartment interiors and furnishings were designed by Colin Campbell McClean for Hospital Furniture, Inc.


Related to the grounds and buildings of Memorial Hospital and the Rockefeller Institute, the tower is set on a planted terrace raised above the level of the city sidewalk. At ground level there is a large lounge divided by curving walls of limestone into a library-study and a parlor. A multi-purpose room for receptions, dances, parties and meetings extends along one entire side of the building at the same level. On-site parking for approximately 40 cars is provided.



TYPICAL FLOOR




FIRST FLOOR




AT GROUND LEVEL (*photo, right*) the building is seen resting on a landscaped platform raised several steps above sidewalk level. The photo immediately below shows the built-in wardrobe units that are provided in each of the apartment units.

MATERIALS: The structural frame is of reinforced concrete; the exterior skin is of glazed white brick, gray glass spandrel panels and anodized aluminum; partitions are of gypsum block and cinder block, plastered; the ground floor is terrazzo, while upper floors are carpeted throughout, with vinyl-asbestos tile in kitchens and baths; the ground floor ceiling is acoustical tile and upper floors have a skim coat of plaster on the slab soffits.







CURTAIN WALL ARRANGED IN LAYERED TIERS

*Highland Tower Apartments,
Pittsburgh, Pennsylvania*

ARCHITECT: *Tasso Katselas*

STRUCTURAL ENGINEERS:
R. M. Gensert Associates

MECHANICAL ENGINEERS:
Howard D. Bennett Associates

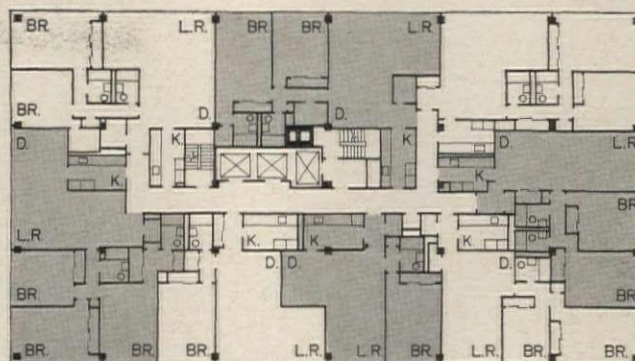
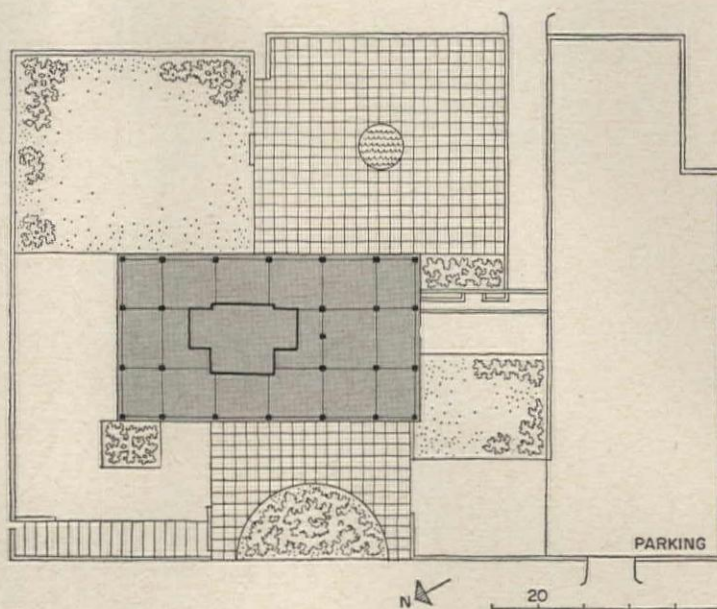
ELECTRICAL ENGINEERS:
Anton J. Eichmuller

GENERAL CONTRACTOR:
Navarro Construction Company

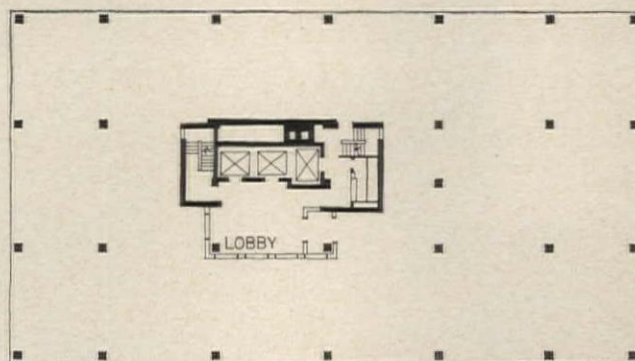
In an effort to avoid the endless look the curtain wall too often has—acres of glass and metal that appear to start and stop nowhere—architect Katselas has arranged one-story-high metal and glass components in a layered pattern interrupted by thin bands of concrete that mark the slab edges at each floor. The scheme makes articulation of structure and skin possible, allows the structure to be read from the exterior, brings the entire pattern into scale, and has the very practical advantage of enabling the window walls to be erected floor by floor rather than in large units harder to manage.

Located in a park overlooking three reservoirs and the city, the 23-story, 164-unit building was designed to give every apartment a view. To this end, the whole block of living units was raised 20 feet above ground level, a device that gives the first floor of apartments a pleasant prospect, and sets the dwellers apart from the immediate surroundings for privacy.

A budget price for the building was arrived at by working backwards from a rental schedule. Rents were set up at \$50 to \$55 per room for this purpose. Both steel and concrete structural frames were studied and analyzed at length, and it was finally decided that a welded connection with a semi-composite type of floor system would be most economical. The analysis was based on a combined loading that included floor and wind. The use of A36 steel was also decided upon, with resulting economy. The below-grade parking facilities adjacent to the building were built of precast, prestressed T-beams.



TYPICAL FLOOR



GROUND FLOOR



REDEVELOPMENT COMBINES HIGH-RISE AND TOWNHOUSES

*1300 Lafayette, Gratiot Redevelopment Area,
Detroit, Michigan*

ARCHITECTS: *Birkerts & Straub*

DEVELOPERS: *Morton Scholnick Associates*


STRUCTURAL ENGINEERS: *Paul Rogers Associates*

MECHANICAL ENGINEERS: *E. G. Siegel Associates*



This Detroit project—which will be built in three stages—combines high-rise and townhouse units in noteworthy fashion, and is especially appealing for the way in which parking is handled as well as for the siting and design of the townhouses.

Originally conceived by the architects as a scheme in which all parking was underground and the 13.5-acre site developed as a linked pattern of pedestrian streets and courtyards, FHA requirements forced a revision in which 35 percent of the parking was brought above grade. The arrangement of buildings and site treatment remained substantially the same. Two high-rise units of 336 apartments each (building steps one and two) flank the plot on a diagonal, while 70 townhouses (building step three) occupy the central area. These are reached by tenants from underground parking and by visitors from depressed parking; both by way of a series of streets and courtyards that give the entire complex fine scale. The required surface parking is arranged in strips rather than in spreading areas, and is depressed to be completely screened from the view of passers-by or townhouse dwellers. Entrances to underground parking are on an axis with the high-rise building entrances, to mark them visually as important ingress points.

The entire plot offers protected pedestrian circulation and has been developed with an eye to detail: overhanging planting trays for townhouse privacy; pierced screen walls; lighting pylons; ledges for seating; play and promenade areas. All of these are knitted together to make a designed base for the buildings. Extensive recreational facilities are available in adjacent Lafayette Park.



Baltasar Korub photos



THE TOWNHOUSES are grouped about paved pedestrian streets and courts—reminiscent of Mews—in such a fashion that a pleasing sense of scale and privacy is achieved. The houses proper are designed with wide overhangs to protect their window areas from the view of tenants in the high-rise buildings. The living units are separated laterally by masonry walls two stories in height, and by planted pergolas which enclose the paved patios. The townhouses are of concrete and brick.

Although FHA requires 35 percent of parking above grade, the principal parking facilities for the townhouses are underground, as are service access and storage. Visitors, having parked in the open depressed area, have access to townhouses by a short walk through the streets and courtyards. Tenants and service personnel make use of stairs connecting the streets and the garage.

BUILDINGS FOR THE SPACE PROGRAM

How NASA deals with architects and engineers

The United States Government will put more money into research and development this fiscal year than it spent for that purpose in the entire interval from the American Revolution through and including World War II. The scale of architectural activity this \$12.3 billion outlay represents in just one of the burgeoning technologies it covers is conveyed by the construction program of the National Aeronautics and Space Administration, which will invest \$1.4 billion in ground support facilities during the next few years for the man-in-space program alone.

Examples of architectural participation in this program and related private building are on following pages. In Texas, five architectural firms joined forces in new professional alignments to design NASA's Manned Spacecraft Center. And in Maine, Perkins and Will used its accustomed talents on Bell's Telstar base for tracking a communications satellite.

HOW ARCHITECTS ARE SELECTED

Architectural and engineering designs for the Texas and many other NASA facilities are being performed by private firms through the contracting agency of the Corps of Engineers.

Lt. Gen. W. K. Wilson Jr., Chief of Engineers, U. S. Army, describes the mission of the Corps of Engineers for NASA as including responsibility for acquisition of real estate and the design and construction of diverse ground facilities. A substantial portion of the design effort, which will be carried out by private architectural and engineering firms, will be administered through offices of division and district engineers in the various parts of the country concerned. General direction of the work is under Brigadier General T. J. Hayes III, assistant to the Chief of Engineers for NASA Support and deputy director of Military Construction for Space Programs (which includes the Texas base).

General Hayes outlines four phases of the Corps' relationship to private architect-engineer on NASA projects: (1) NASA stipulates over-all requirements and geographic location of a needed facility; (2) the district engineer of that location negotiates an architectural and engineering contract to develop a master plan; (3) special studies to develop criteria

are conducted by either NASA or the Corps, depending on the technologies involved; (4) design contracts are negotiated by the district engineer for development of complete plans and specifications.


Each district and division maintains files on the capabilities of architectural and engineering firms who work in its area. When a design directive is received by the district, there may be several firms on file who can do the job. The list is studied as to experience, personnel, current work load, etc., and a review board makes a final list of at least three firms in order of priority. The district then starts negotiations with the first firm on the list. If no price agreement is reached, the district goes to the second firm on the list, and so on.

A bulletin outlining policy and procedure on design contracting and listing district offices and their areas is available from the Department of the Army, Office of the Chief of Engineers, Washington, D.C.

Standard design manuals and specification guides of the Corps cover about 95 per cent of the dollar cost of most establishments. A price list of 58 of these is available from the Superintendent of Documents. Subjects run from "Planting Turf" through "Architectural Design of Pumping Stations" to "Protection Against Chemical and Biological Agents and Radiological Fallout."

For unusual projects, says H. B. Zackrison Sr., Chief of Engineering for the Military Construction Directorate, applied investigations develop needed data. One of these studied the dynamic loading of soils to find out how to tie down a static test stand against the 20-million-pound thrust of a rocket engine. Another was to find out how near the launching pad an unprotected human could endure the noise of such an engine.

Some of these investigations are supervised by Perry Wendell, chief of the Technical Development Branch, which concerns itself with developmental engineering for advance planning. Mr. Wendell thinks about such things as how to contain the 20-million-pound thrust of a Nova launching inside a pretty tough building; how to build the first habitable structure on the moon; how to simulate, in an earth building, the gravity, airlessness, temperatures and terrain of a moon landing field.



MANNED SPACECRAFT CENTER

The Manned Spacecraft Center at Clear Lake, 22 miles from Houston, occupies a 1,600-acre site of rel-

Manned Spacecraft Center, Harris County, Texas

OPERATING AGENCY: *National Aeronautics and Space Administration; Leo T. Zbanek, chief of facilities division*

DESIGN AND CONSTRUCTION AGENCY: *U. S. Army Engineer District, Fort Worth, Texas; Col. R. P. West, district engineer*

ARCHITECT-ENGINEER DESIGN CONTRACTOR: *Brown & Root, Inc.; William M. Rice, project manager; M. P. Anderson, chief engineer*

ARCHITECTS

MASTER PLAN AND ARCHITECTURAL CONCEPT: *Charles Luckman Associates; Brooks & Barr; MacKie & Kamrath; Harvin C. Moore; Wirtz, Calhoun, Tungate, & Jackson*

DESIGN: *latter four firms in limited partnership called Manned Spacecraft Center Architects*

CLA PLANNING TASK FORCE: *Otto Kilian, partner in charge; Nathan Van Osdol Jr., project manager; Richard Niblack, director of design; Harold Munselle, chief designer*

ADMINISTRATIVE ARCHITECT: *Mace Tungate Jr.*

ARCHITECTURAL COMMITTEE: *Harold Calhoun, Harvin C. Moore, Karl Kamrath, R. Max Brooks, Albert Sheppard*

DESIGN COORDINATOR: *David C. Graeber*


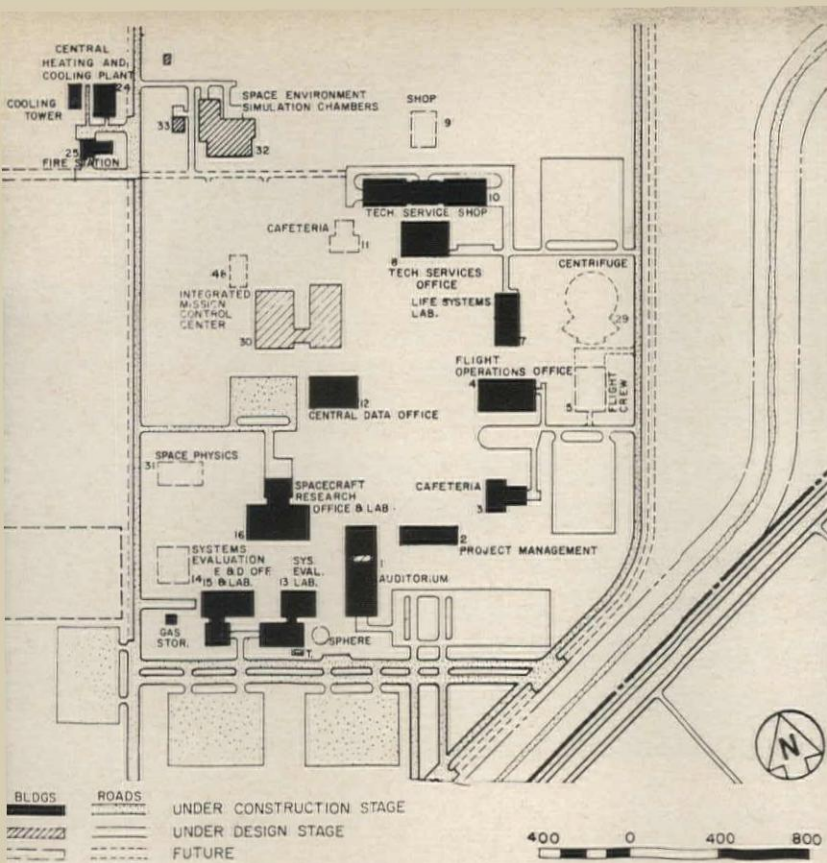
CONSULTANTS: *Bernard Johnson Engineers, Inc., mechanical; Caldwell & Caldwell and Robert F. White and Associates, landscape*

atively flat land. Purpose of the establishment is to provide the National Aeronautics and Space Administration with facilities for research and development of systems and vehicles for manned landing on the moon and return to earth. About 200 acres of the site will be given to a campus-like complex of buildings. The rest will contain support testing areas and structures including a 4,000-foot antenna test range, possibly an 18-acre "lunar landing area" for simulation of lunar and earth landings by spacecraft and barge berthing facilities on Clear Lake.

Criteria, program and plans had to be developed concurrently, and changes incorporated as scientists made new determinations of their needs. And this had to be—and was—accomplished on an unprecedented time schedule. NASA's design directive for the master plan became firm in November 1961, that for the structures in December. A comprehensive graphic presentation of the master plan and architectural concept (including some 11 possible variations of the site plan) was made to NASA and the Corps of Engineers on January 4, 1962. Final plans for all scheduled buildings were delivered to the Corps in September.

To accomplish this, a task force recruited from the five architectural firms moved into Brown and Root headquarters as did representatives of NASA and COE.

The architectural program for the main building complex was to produce many buildings of different sizes and functions in a unified campus atmosphere. A basic architectural "vocabulary" for the entire



Rendering (opposite) shows the whole campus complex proposed as of May, 1962, for NASA's Manned Spacecraft Center. Plan shows, in black, buildings under construction. (At top, above) is early concept of functional group for spacecraft research and evaluation. Building at rear has been deferred, as have central two in technical center (above).

complex was developed in the master planning stage to unify and speed construction through repetitive use of materials, structural systems and architectural details. Precast concrete wall and spandrel panels, for example, are extensively used in a regular structural pattern stated by modular column spacing. Several buildings will have wide overhangs for sun-shading and to give a regional character. A thematic use of various finishing materials, typical details and coordinated colors will contribute to over-all coherence of the campus.

The program also required 100 per cent expansion capability in over-all plan, but within the limits of the present site. Advance planning of land use was, of course, like the entire design process, very much complicated by all of the unknowable factors affecting a pioneering operation. Logical grouping of related functions (such as the "life systems" lab, flight operations and crew training quarters, in all of which astronauts will be active) permits spacing of groups to allow for unknown future requirements. It also permits present economies by placing similar height laboratory spaces in single structures.

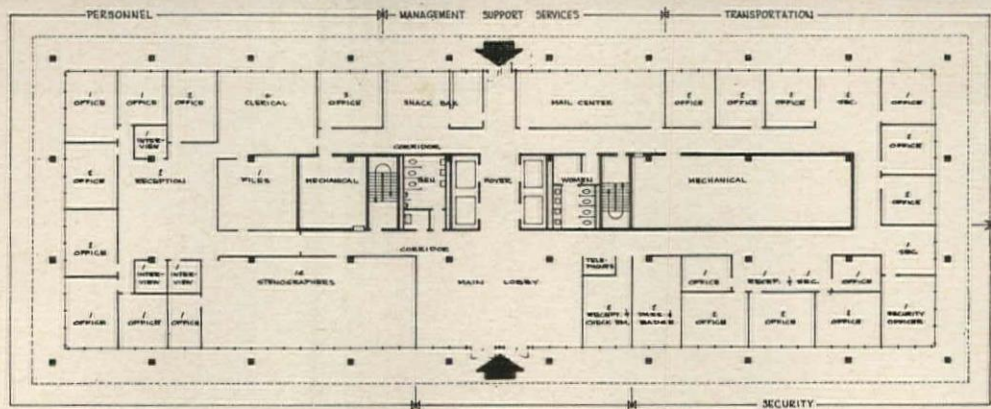

The budget for current above-ground construction is about \$18.5 million. This will enclose 880,000 to 900,000 square feet. Considering the special requirements of many of the structures, the budget was an extremely careful one. The computer building and certain laboratories are more costly than conventional office space because of the need for special construction of a true building-within-a-building using separate slab foundations to eliminate even the slight-

est vibration which might upset delicate testing equipment. A part of one of the laboratories will be used for testing spacecraft by vigorously shaking them. This section must be constructed to withstand such testing without affecting other parts of the building.

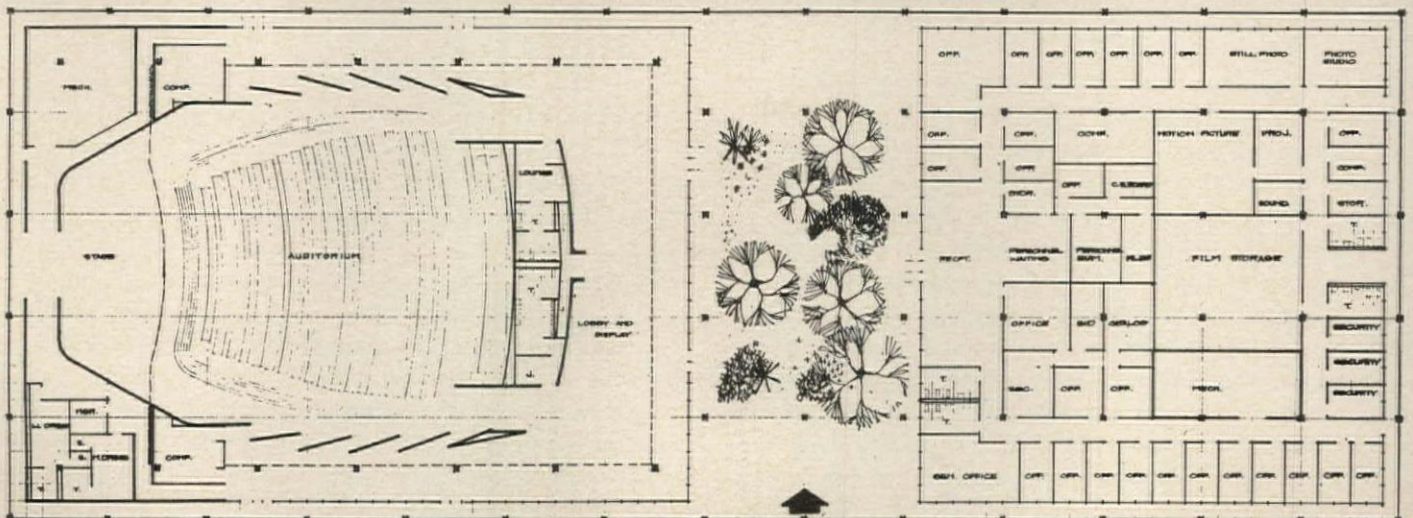

Broad steps to cut costs while retaining a pleasant atmosphere were taken whenever possible. While the researchers' need for solitude is amply considered, designs call for maximum use of building space. Many interior partitions will be movable for flexibility and expansion. Inside offices will be included in larger buildings. Wide spans will be kept to a minimum. Let no one think the space age means any new freedom from budget.


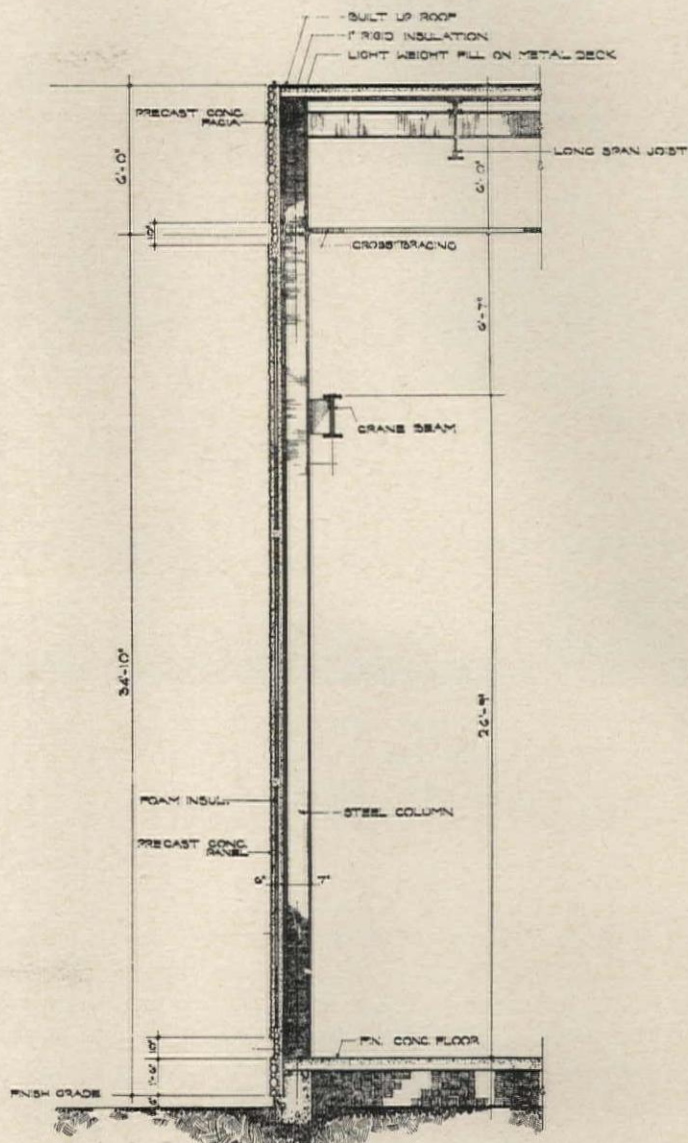
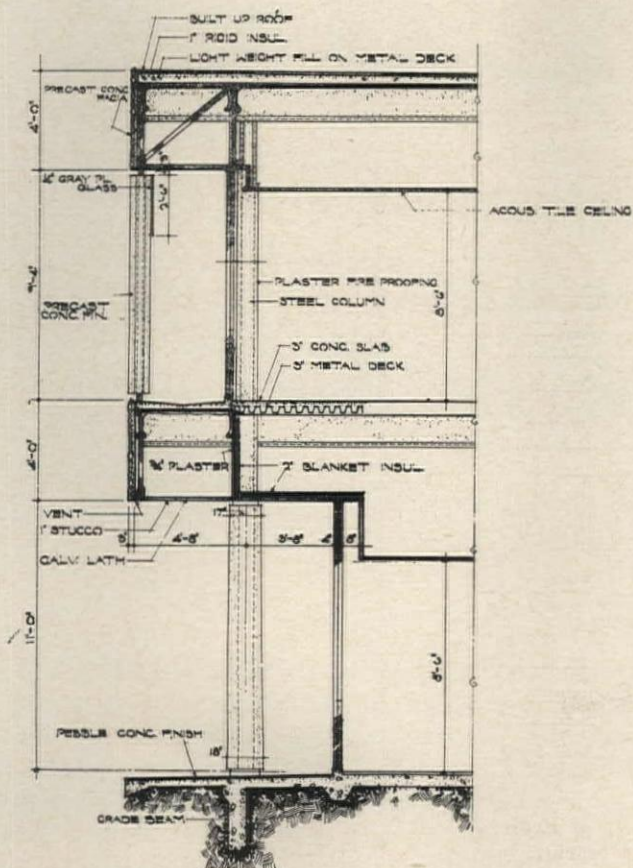
Buildings in the center currently under design by M.S.C.A. include: a nine-story project management building, auditorium, cafeteria, flight operations office, "life systems" laboratory, technical services shop, central data office, systems evaluation laboratory, evaluation and development office and laboratory, spacecraft research office and laboratory, garage, support office and shops and warehouse. Construction completion date anticipated for about 15 of these buildings is in the first quarter of 1964.

Certain other facilities for which concept studies have been made (and included in higher budget figures sometimes quoted for the center) will house thermo-chemical research, integrated mission control, an environmental chamber complex and a giant centrifuge. These buildings will be added later and are not part of the current under-design complex.



Above: elevation and typical floor plan of Project Management Building
 Below: two-section building with auditorium and public contact offices





Typical elevations and floor plans of some of the buildings at the Manned Spacecraft Center on these two pages show both the variety and consistency of architectural vocabulary developed for the center. Details above are representative of treatment for a two-story building for offices and laboratories (*above left*), and a high-bay test facility such as the life systems lab (*above right*). The nine-story project management building (*top, opposite*) will provide offices for executive, engineering, personnel, transportation, security, financial and other center oriented functions. Design and plan relate diversified project assignments and management liaison requirements. The auditorium (*bottom, opposite*) is a two-section building with space for meetings, briefings and display in one section and for cer-

tain procurement, personnel and security functions in the other. These functions are related to the public character of the space in that they deal with interviews, temporary passes, etc. The two-story spacecraft research building (*above left*) will house offices and labs dealing with control and operation of spacecraft. There will be space for computer equipment, mockup and model construction, and a seismic isolation lab to allow optical sighting of navigational stars. The life systems building (*above right*) will house drop towers and space simulators in a high bay area surrounded by a three-floor arrangement of supporting labs and offices dealing with protection of astronauts against exposures, contaminants, impact and other space hazards. Astronauts will be housed in quarters nearby.



Carlton D. Greely

PROJECT TELSTAR

Project Telstar is an experimental earth-satellite communications system owned and operated by the Bell Telephone System. Architectural and engineering work at the Earth Station in Andover, Maine, was divided into two parts. Because the radome and horn antenna were primarily electronic and structural engineering problems, Bell Laboratories contracted for this work directly. A.T. & T., experienced in long lines and microwave relay stations, contracted for design and construction of the control building and all site work.

The 1,000-acre site lies in a bowl surrounded by mountains which shield the site from radio interference but are distant and low enough to permit wide open sky for scanning by antennas.

The control building is a single-story, reinforced concrete frame with windowless concrete block cavity walls and slab floors over a crawl space. It is in fact, says the architect, an air-conditioned shell to house

extremely complex mechanical, electrical and electronic equipment and office space for operating personnel. Non-air-conditioned space in this building contains mechanical and electrical equipment.

Interior of the building is painted concrete and concrete block, with some movable partitions for maintenance shops and offices. Floors are concrete with vinyl asbestos covering in offices and some other areas. The tracking room also has a floating floor to permit electrical interconnections between units.

The building was raised above ground over a completely open crawl space to insure easy accessibility and dryness for the literally millions of wires, conduits and pipes interconnecting all the various systems within the center.

Because of the experimental nature of the project, cost had to be kept to a minimum, and many of the criteria were compromises between what was essential to the experiment and what might be needed if the satellite program became fully operable. A fully operating station, for instance, would need as many as five horn antennas and radomes and, of course, the controls to go with them. While the present design is minimal, it makes provision for a 300 per cent expansion of the building both laterally and vertically. The walls can be adapted for lateral expansion at any point by removal of the exterior cavity shell. Vertical expansion is made simple by a roof structure designed for 150-pound live load.

In addition to the relatively simple problem of expansibility, the character of the project posed some out-of-the-ordinary problems for architects and en-

Earth Station, Andover, Maine

GROUND CONTROL AND EXHIBIT BUILDINGS

ARCHITECTS: *Perkins and Will*

William McCoy, project architect

MECHANICAL ENGINEERS: *Segner and Dalton*


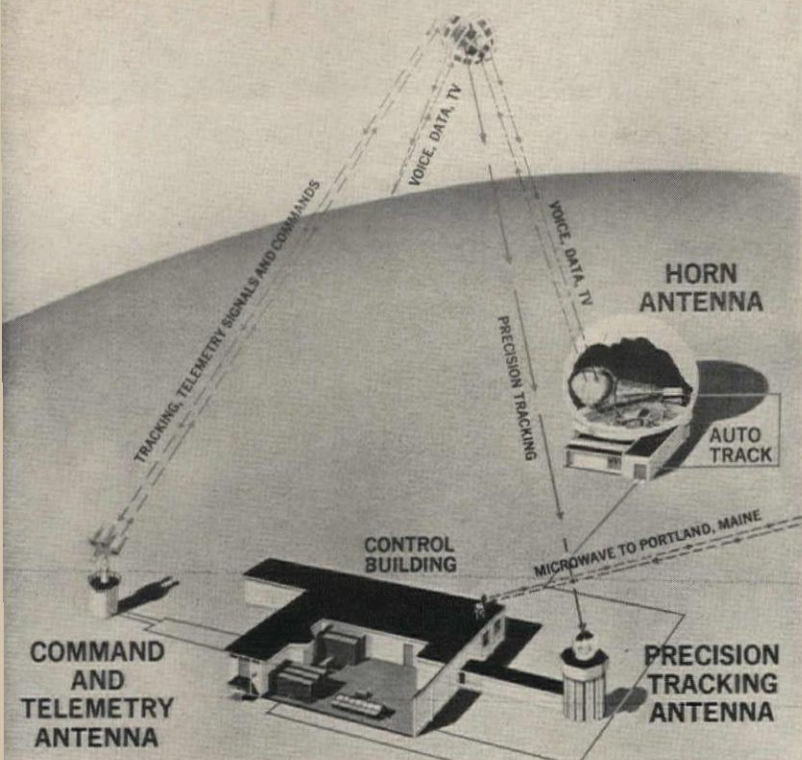
STRUCTURAL ENGINEERS: *Garfinkel and Marenberg*

OVER-ALL DESIGN OF RADOME

ARCHITECTS-ENGINEERS: *McKiernan-Terry*

RADOME FOUNDATION: *Burns and Roe, Inc.*

RADOME COVER: *Birdair Structures, Inc.*

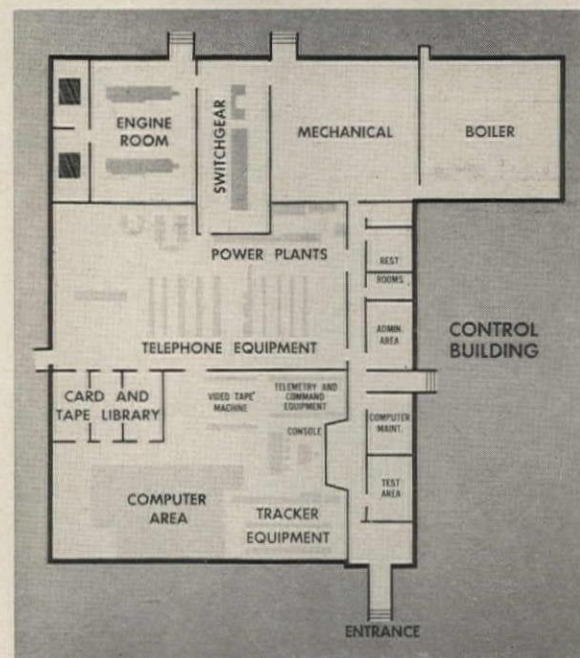


The precision tracking tower, 31 feet tall, was designed for stability. Any small accidental movement of the antenna would result in large errors in centering on the satellite. The tower is reinforced concrete with solid walls shaded by precast concrete channels to reduce heat effects of the sun on delicate tracking mechanism. A 3-foot-thick concrete pad protects the tower against ground movement.

gineers. One of these at the outset of the program was created by the unknown capabilities of the satellite, which scientists were still working to determine. Since these capabilities affected the scope of the Andover project, the architect had to design a control center for systems that could become more elaborate overnight. His building, therefore, had to be flexible internally as well as expansible externally.


Another complicating factor in the design was the division of authority or responsibility for the various kinds of equipment to be housed. Various agencies within the Bell Systems' corporate complex participated in the Andover work. Base utilities, mechanical and electrical, for the whole site were controlled by A.T. & T. Equipment for relaying of messages to the communications network was installed by New England Telephone Company. The satellite, computers and antennas were engineered and controlled by Bell Laboratories.

Requirements for precision in tracking antennas made another problem of unusual refinement. The foundation and 31-foot tower of the precision tracking antenna were designed to hold steady and protect an 8-foot dish focused on the satellite within an arc of 0.2 degree. To control vibration and any possible soil movement a mounting slab of 3 feet of solid concrete was poured below the deep Maine frostline. To shield the driving mechanism against solar heat distortion, the solid concrete walls of the tower were screened by vertical precast concrete channel slabs. The whole project was accomplished in one year.




Plan of the control building is to separate air conditioned space for electronic equipment from base mechanical space to allow expansion in any direction. The roof is designed for 150-pound live load as possible future floor. Interior is painted concrete, an austere complement to exotic electronic instruments.

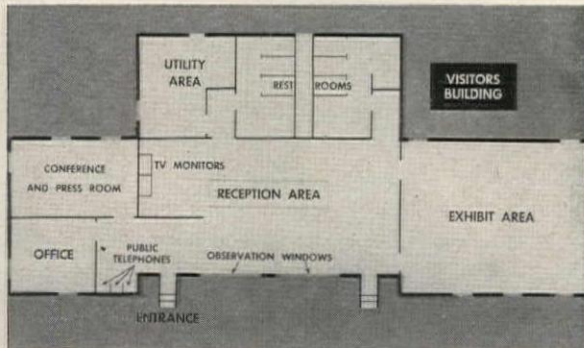
Carlleton D. Greely



Hans Knoff



The permanent radome which houses the horn antenna is the world's largest inflated building. Dome is three acres of radio-transparent Dacron and synthetic rubber $\frac{1}{16}$ inch thick held up by air pressure of about 1/10 psi. Diameter of the dome is 210 feet. The height is 161 feet. The horn antenna structure is 177 feet long and 94 feet high. The entire horn structure, weighing 380 tons, including upper and lower control cabs, rotates on a precise foundation gear. A verticle gear 70 feet in diameter rotates the horn opening with a pointing accuracy of .002 degree. Base structure of the radome includes truck entry and mechanical spaces for heating and air conditioning. Steel and aluminum framing and horn-shaped metal shielding protect the huge instrument from ground radiation. Area of the horn opening is 3,600 square feet, sufficient to pick up the satellite's signal which is about one trillionth watt.



The visitors' building is a log cabin fitting the Maine countryside and contrasting suitably with the radome toward which it fronts. The exhibit area houses a full-scale model of the Telstar satellite 34 inches in diameter: Wall maps and television monitors show visitors the whole scope of the Telstar operation.

This new system for the organization and analysis of thoughts, facts, methods and estimates is an aid to architects in maintaining positive control of construction time and money

CRITICAL PATH METHOD OF SCHEDULING

By E. R. McCamman, Project Director,
Giffels & Rossetti, Inc., Architects-Engineers

Critical Path Scheduling (familiarly C.P.M.) is a method that makes it possible for architects to apply positive controls to the problems of construction sequences, schedules and costs.

First developed, in 1956, by E. I. duPont as a method for close coordination of the many inter-related construction activities on large projects, C.P.M. has since been adopted by a number of architects, and their clients, because the method has obvious advantages over the older bar-graph type of scheduling. The critical path method makes possible complete analysis, in advance, of construction activities, of any degree of complexity, in whatever degree of detail that seems useful. With C.P.M., management decisions may be made prior to and during construction, on the basis of more reliable information than was formerly available. During all phases of construction, the exact status of activities will be readily apparent. All of this can lead to savings in time; and during construction, time is directly related to money.

A current project involving the rebuilding and expansion of industrial plant office facilities will serve as a demonstration of the critical path method. In this example, the existing office abuts a manufacturing building in a highly congested industrial area. Since no new land is available, the existing office building must be demolished before the new building can be constructed in the cleared area.

As is usual in critical path scheduling, the method can be divided into three phases for this project: planning, scheduling and cost study. In the initial phase—that of planning—the activities that must occur in the construction of a project are defined and

the order in which these activities must take place determined. In this phase, the project is subdivided into activities or jobs. In the scheduling phase, project time tables are produced based on the planning phase and costs. In general, the greater the degree of subdivision, the more efficient will be the results obtained from the critical path method of scheduling.

For simplicity, the office building project used as an illustration has been subdivided into only twelve activities: demolition, construction of new foundations, installation of underground services, structural steel erection, exterior wall construction, roof and roofing installation, first floor slab construction, second floor slab construction, start of mechanical and electrical services installation, finish of mechanical and electrical, interior partition construction, and painting and finishing.

The arrow diagram is the key to the planning phase. Each of the twelve activities is represented by an arrow in a diagram, as shown in Figure 1 next page. When completed, the arrow diagram will show the logical flow of work in the project. The time flow of job arrows is from tail to head, with the head representing completion of the job. The length of the arrow has no significance.

Before each arrow is added to the diagram, the relationship of the activity the arrow represents to the over-all project is examined by means of the following questions: (1) what jobs must be finished before this job can begin; (2) what jobs can be accomplished concurrently with this job; and (3) what jobs cannot begin until this job is finished.

In the present example shown in Figure 1, before any new work can be performed, the site must be

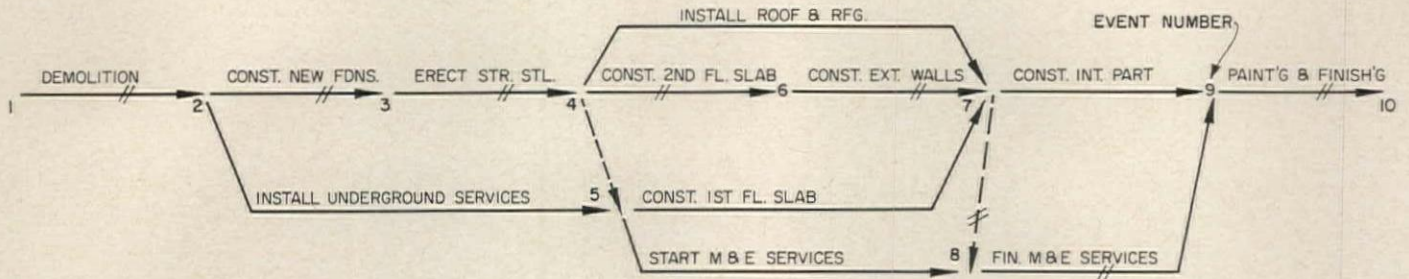


Figure 1

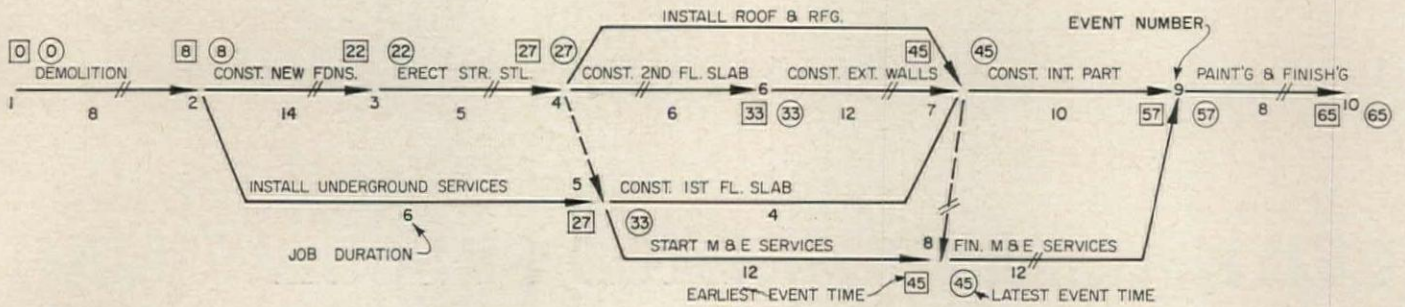


Figure 2

cleared of the existing building. Therefore, demolition is the initial job arrow in the diagram. After the site has been cleared, two other jobs can proceed concurrently: construction of new foundations and installation of underground services. The simultaneity of these two jobs is indicated by job arrows drawn from the head of the demolition job arrow. The process is continued until all of the jobs have been placed in the diagram. The dashed arrows (dummies) are not used to indicate jobs, but rather restraint on jobs that follow. For example, the first floor slab construction cannot begin until both steel erection and underground services are complete.

In the arrow diagram, Figure 1, event numbers have been added at the junctures of the heads and tails of the job arrows. These event numbers provide computer orientation, if this is required. The numbers also make it possible to identify jobs numerically; e.g. demolition is Job 1-2.

Since all subsequent phases of the method are based on this arrow diagram, this initial phase should be prepared by personnel who are thoroughly familiar with construction operations. The next phase, scheduling, determines the timetable for the project. The schedules tell when each job must be done, when deliveries must take place, when the project will be completed, which jobs are critical, how a delay in one job will affect subsequent jobs.

The first step in scheduling is the determination of the normal time duration for each of the activities. This step is accomplished by analysis of the work and the labor force available. Since the effectiveness of the critical path method is dependent on the reliability of the time estimates used, careful analysis should be made of each job. In the example, the time

element is a day. However, any time element may be used provided the element is consistent throughout the network.

After the normal time durations of jobs have been determined, they may be shown, as in Figure 2, approximately at mid-points of arrows. Then the earliest event times can be computed and indicated on the arrow diagram. The earliest event time is the earliest time at which a given event can occur, or in other words, the earliest time when the longest job train leading up to that event can be completed. The earliest event times, shown in Figure 2 as the numbers in squares, are computed by working from the start to the finish of the arrow diagram. For example, the earliest event time for event number 5, considering that the project started at zero time, would be the sum of job train 1-2, 2-3, 3-4 and 4-5, and is equal to $8 + 14 + 5 + 0$, or 27 days.

If the project can be completed in 65 days, as shown in Figure 2, presumably that is also the latest time it *should* be completed. Allowing any further delay would be wasteful of time and money. Therefore the latest event time for the end event is also 65 days. Working backward through the arrow diagram, the latest event times are computed. The latest event times, shown in Figure 2 as the numbers in circles, are the latest times at which given events can occur if subsequent jobs are not to be delayed.

At this point, the network can be tabulated, as shown in Figure 3, and the earliest and latest job start and finish times and the float can be determined. The earliest job start times are equal to the earliest start event times. The earliest job finish times are equal to the earliest start event times plus the job durations. The latest job start times are

I J Description	Duration	Earliest		Latest		Float		
		Start	Finish	Start	Finish	Total	Free	Indepl.
1 2 Demolition	8	0	8	0	8	0	0	0
2 3 Const. new fdns.	14	8	22	8	22	0	0	0
2 5 Install undergrd.	6	8	14	27	33	19	13	13
3 4 Erect str. steel	5	22	27	22	27	0	0	0
4 5 Dummy	0	27	27	33	33	6	0	0
4 6 Const. 2d fl. slab	6	27	33	27	33	0	0	0
4 7 Install rf. & rfg.	6	27	33	39	45	12	12	12
5 7 Const. 1st fl. slab	4	27	31	41	45	14	14	8
5 8 Start M&E services	12	27	39	33	45	6	6	0
6 7 Const. ext. walls	12	33	45	33	45	0	0	0
7 8 Dummy	0	45	45	45	45	0	0	0
7 9 Const. int. partitions	10	45	55	47	57	2	2	2
8 9 Fin. M&E services	12	45	57	45	57	0	0	0
9 10 Painting & finishing	8	57	65	57	65	0	0	0

Figure 3

equal to the latest finish event times minus the job durations. The latest job finish times are equal to the latest finish event times.

Although every job in a project is important, in practice a few jobs control the completion time of the project. These are called the *critical jobs*, because they must follow in sequence and on schedule if the completion date of the project is to be met. There is no float—the term used for spare time—associated with the critical jobs. The time required for each critical job exactly equals the time available for it. In the diagram, shown in Figure 2, the critical jobs are indicated by slanted parallel lines. All other jobs are noncritical because they have some spare time or float. However, once the float associated with a noncritical job has been used, that job also becomes critical.

Float on noncritical jobs can be used to stabilize the level of manpower demands, to obtain better material or equipment price quotations on the basis of relaxed delivery schedules, or to regulate equipment or material deliveries to a site with limited storage.

The *total float* for a job is the total time available to do the job minus the duration of the job. Consider Job 5-7, construction of first floor slab. This job can start as early as day 27 and be completed as late as day 45. There are 45 minus 27 or 18 days available for performing this job. The job itself requires 4 days. Thus the total float for Job 5-7 is 14 days.

The total float for one particular job often interferes with the total float available for a succeeding job. Consider Job 2-5, installation of underground services, which can be finished as late as day 33. Job 5-7, construction of first floor slab, can start as early as day 27. But Job 5-7 cannot start until Job 2-5 has

been completed. If Job 2-5 is not complete until day 33, it has interfered with the total float of Job 5-7 by 33 minus 27, or 6 days. That portion of the total float that remains after subtracting the interfering float is called the *free float*. Stated in another way, the free float is that portion of the total float that is available when all the jobs are started at the earliest event times. The free float is equal to the difference between the earliest event times at the head and tail of the arrow, minus the job duration.

Certain jobs have float that is independent of, or unaffected by, the float of preceding or following jobs. This is called *independent float*. A job having independent float can be shifted backwards or forwards by that amount of time without disturbing the preceding or following jobs. The independent float is equal to the difference between the earliest event time at the head of the job arrow and the latest event time at the tail of the job arrow. Independent float can never be less than zero.

Each phase of the critical path method offers definite benefits to the user. If the system were carried no further than the planning phase, the user would have a clearer picture of the project, the jobs to be performed, and the sequence in which they are to be performed, than would be possible otherwise. Completion of the scheduling phase will enable the user to determine the project completion date and the jobs which must be completed on schedule if that date is to be met. The greatest benefit of all will be obtained when the third phase—costs—is employed.

The critical path method is based on the premise that time and cost are interrelated. Most projects can be performed in a number of different ways from minimum cost-maximum time to minimum time-maximum cost. The method permits an educated choice between the two extremes, a choice that will be best for the particular construction operation under consideration.

For the office building in this example, if the 65 day time duration is unacceptable, time can be saved by expediting one or more of the jobs along the critical path. This is more efficient than placing all jobs along the critical path on a crash basis. In the example, each activity was assigned a normal time duration. For each activity, there is also a crash time duration—a minimum time in which the activity can be performed. For each of the time durations, there are also associated normal and crash costs. Once the normal and crash times and costs are known, the cost slope for each activity can be determined.

$$\text{Cost Slope} = \frac{\text{Crash Cost} - \text{Normal Cost}}{\text{Normal Time} - \text{Crash Time}}$$

The cost slope gives the rate of increase in cost for decrease in time. The cost data for the present example is shown in Figure 4 on the following page. Now, if a schedule of time less than 65 days is desired for the completion of the project, an intelligent

Job Code	Normal		Crash		Cost Slope Dollars/Days
	Days	Dollars	Days	Dollars	
1-2	8	7,200	6	10,000	1,400
2-3	14	25,000	11	31,000	2,000
2-5	6	4,000	4	6,000	1,000
3-4	5	5,000	4	6,500	1,500
4-5	0	0	0	0	—
4-6	6	30,000	3	39,000	3,000
4-7	6	18,000	4	23,000	2,500
5-7	4	18,000	3	22,000	4,000
5-8	12	32,000	8	37,000	1,250
6-7	12	24,000	9	28,500	1,500
7-8	0	0	0	0	—
7-9	10	16,000	6	20,000	1,000
8-9	12	36,000	8	40,000	1,000
9-10	8	9,000	6	14,000	2,500
		224,200			

Figure 4

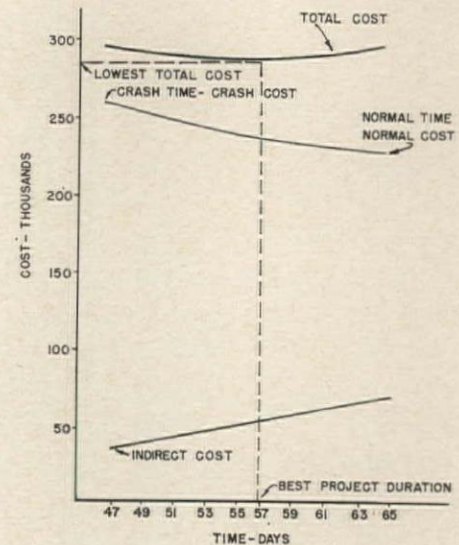


Figure 6

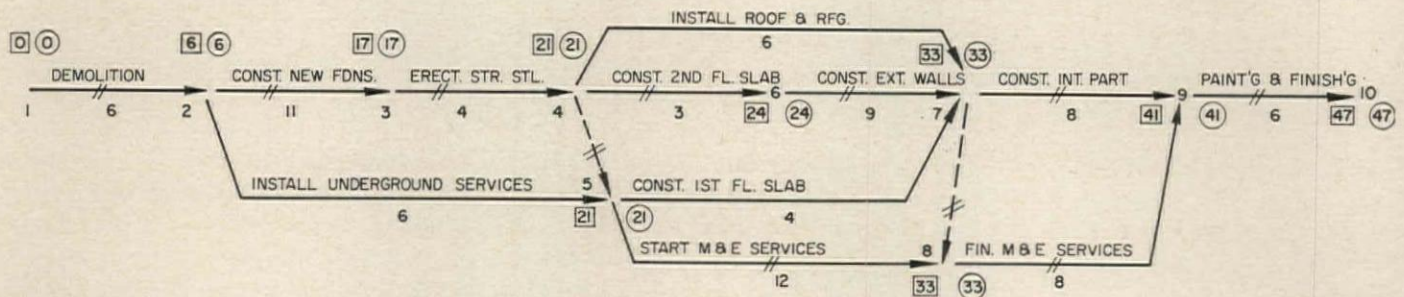


Figure 5

choice of which job to expedite can be made by compressing the time schedule of the critical job with the least cost slope. Starting with Job 8-9, a two day reduction can be effected at an additional cost of \$1,000 per day. At this point Job 7-9 also becomes critical and any further reduction in Job 8-9 would also require a reduction in Job 7-9, which would increase the cost by \$2,000 per day. However, Job 1-2 can be reduced in duration by two days at a cost of \$1,400 per day. This process is repeated until the project duration has been reduced to its minimum time of 47 days as shown in Figure 5.

In making the time reduction, a direct cost for each day interval between 47 and 65 days has been obtained. Since a decrease in project time requires additional capital expenditure, the direct costs obviously rise as the project time is decreased from 65 days. However, the total project cost is comprised of both indirect costs and direct costs. Indirect costs consist of such items as overhead, insurance, interest on capitalization, production loss and liquidated damage clauses. Costs of this type have a tendency to increase in cost with an increase in project duration. The optimum project duration usually falls somewhere between the normal time and the crash time when the total project cost (the sum of indirect and direct costs) is considered. The relationships between these variables are represented, graphically,

in Figure 6, for the building of the present example.

Regardless of how thoroughly the scheduling of a project has been studied, some changes will inevitably be required in the construction stage. As such changes appear, their effect on the project as a whole is made immediately apparent by the arrow diagram. If a delayed job is noncritical, and the delay does not exceed the float time for the job, the project completion will not be delayed. If a delay occurs on a critical job, the extension of the project completion and the effect on other related jobs will be apparent.

One of the very real advantages of the critical path method is its simplicity. None of the operations discussed in the example require anything other than paper, pencil and simple arithmetic. If only the first two phases of the method—planning and scheduling—are utilized for small or medium-sized projects, no more than manual computations will probably be required. For large, complex projects or projects for which the cost phase of the system is to be employed, electronic computers are almost a necessity. The almost infinite number of variations and combinations that will be encountered in critical path scheduling for projects of this sort makes manual computation impractical and inaccurate; accordingly, computers are the only practical answer. However, consulting firms as well as computer manufacturers regularly provide programing and computer service.

Architectural Engineering

Expanding Role for Computers in Engineering

A long-term program designed to enhance information handling and data processing machine utilization has been announced by Engineers Joint Council, representing the major engineering societies of the United States. Foremost among their goals is the development of an engineering information center based on modern concepts of information storage and retrieval technology to provide such services as retrospective searches and current literature reports. E.J.C. is currently developing programs to: stimulate the training of undergraduate engineering students in the use of information resources and data processing machines; encourage the wider application of data processing machines in engineering design; train practicing engineers in the use of information resources and data processing machines. A position paper on information resources prepared by Walter Carlson, chairman of E.J.C.'s Information Systems Committee, is available from the Engineers Joint Council, 345 E. 47th St., New York 17, N.Y. for 50 cents.

Some Hazards in Curling

Curling, the game of Scottish origin, in which a player "curls" a spheroid-shaped stone down an ice rink some 40 yards long, apparently can be susceptible to annoyance from the building which houses the rinks, perhaps furthering the irritation arising from poor curling by a player or ineffective sweeping by the team. The building annoyance is condensation which forms on the underside of roof structures. Curling on Canadian rinks sometimes has to be suspended as frost or water from melted frost falls to the ice. The problem and possible solutions were discussed in Building Research News No. 4 issued by the Division of Building Research, National Research Council, Ottawa, Canada. Condensation can be controlled either by (1) lowering the relative humidity by natural ventilation or mechanical dehumidification; or (2) increasing the temperature of room surfaces through use of materials with good insulating value or by introducing heat to the underside of the roof structure with warm air which is exhausted through ridge ventilators.

To Get Breeze for Calcutta Housing

When Whittlesey, Conklin & Echeverria were designing buildings proposed for the Busteen Rehousing Development in Calcutta, India, they were especially concerned about the problem of natural ventilation because of the high population density. For research assistance they turned to the Architectural Research Division of the Texas Engineering Experiment Station. The research involved the preparation and wind-tunnel testing of models and of a concrete block wall designed to allow breeze to pass through. The tests were conducted to: (1) determine the best relation of wall openings to provide breeze in the comfort zone (up to 6 ft above the floor); (2) obtain the depth of eddy currents on the leeward side of buildings to determine their proper spacing; and (3) ascertain the desirable size and proportion of the ventilating wall block designed by the architect. Testing of a full-scale block led to an improved design (a baffle section was provided) which provided good air movement through the comfort zone when used fairly low on the end wall.

Cutting Heat Flow Through Cavity Walls

During the course of research on thermal performance for cavity masonry walls to be used in multiple dwelling housing, the Division of Housing and Community Renewal of the State of New York deduced that a lower-than-expected insulating value determined in testing was caused by condensation forming within a composite material used for the inner wythe. As a result the researchers moved polystyrene insulation from within the cavity to the room side of the inner wythe. A new cavity wall was designed consisting of the following components: outer brick wythe, air space, cinder-aggregate block plus parging (instead of the composite material), polystyrene insulation and two coats of plaster. A prime reason for condensation occurring within the inner wythe of the earlier design, apparently, was the high relative humidity used for the tests (up to 60 per cent r.h.) intended to simulate the high moisture content of rooms, due to washing, cooking, etc., in low-cost New York City housing. Copies of the study, Research Study in the Cost of Housing, are available free of charge from the Division of Housing and Community Renewal, 393 Seventh Ave., New York 1, N. Y.

This Month's AE Section

HIGH-RISE APARTMENT STRUCTURES, page 160. *TIME-SAVER STANDARDS*: New FHA Standards for Glass, page 165. *TECHNICAL NEWS*, pages 166, 167, 168. *BUILDING COMPONENTS*: Modular Metal Lab Furniture Tailored to Specific Jobs, page 173. *Products*, page 175, *Literature*, page 176.

APARTMENT FRAMING TO RESIST WIND

Nine systems, both in steel and concrete, designed by Richard M. Gensert, Cleveland engineer, are presented along with his notes and diagrams explaining wind-resistant design

Choice of structural system for high-rise apartment buildings depends on a variety of factors such as: shape of building, degree of flexibility required for locating partitions, availability of new construction techniques, local construction practices and material costs, space required for ductwork and pipes, and fenestration design.

Since bearing loads are light in apartment buildings, this article is

devoted to structural techniques to resist wind loads, whether in steel or reinforced concrete.

Notes on Examples:

The multiple rigid-frame steel skeleton in Highland Towers (3) is relatively limber and subject to large deflections. These may be controlled by increasing the moment of inertia of the columns.

Cantilevered concrete walls in Columbus Plaza (4) resist wind forces

by a combination of shear and flexural stresses.

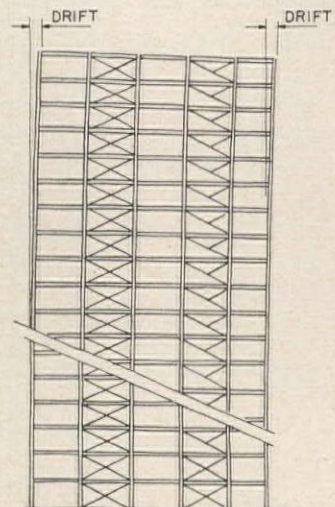
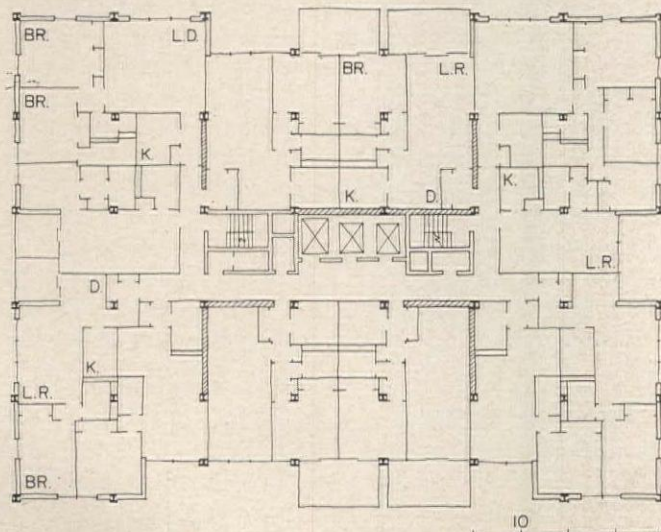
The grid wall in Grandview Place (6) combines the rigid-frame action of Highland Towers and the cantilevered action of Columbus Plaza.

Shear walls (4,5,7,8) can be designed so that the lateral movement due to wind loads is much less than that encountered when bending action (of the whole building) predominates.

1. BRACED STEEL SKELETON

Vertical trusses resist wind loads, preventing major bending moments from being introduced into the columns and beams. Columns joined with diagonal web members form these trusses which are located in the planes of the interior walls, thus not interfering with apartment layout. Such braced bents can be located generally every fourth or fifth bay, although they had to be closer in this case. Elimination of major bending moments allows the use of standard beam-to-column connections designed primarily for shear forces. Rigidity of this skeleton minimizes lateral deflections.

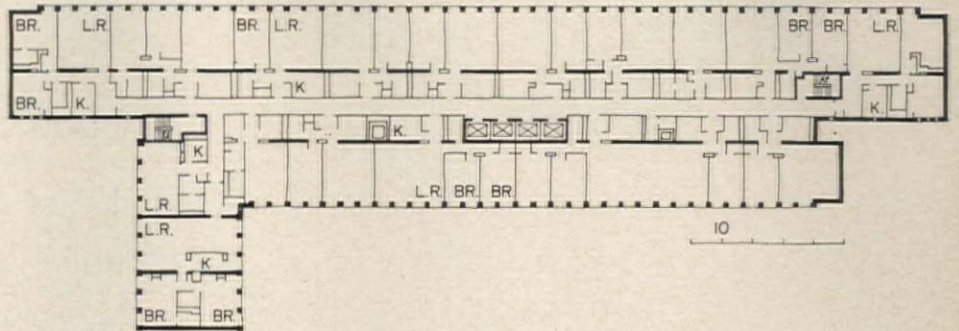
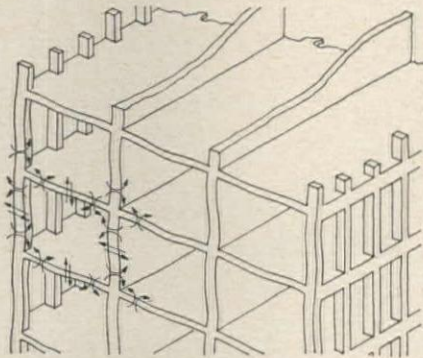
This steel frame, although economical, may present overturning problems in the foundations due to its lightness, and the fact that a single bent may be resisting wind forces over several bays. Thus the foundation must be designed to resist overturning moments. *Crystal Towers (25 stories), East Cleveland, Ohio; architect, Bertram S. Koslen.*



Trussed bays cross-hatched on plan opposite

2. WALL AND SLAB PORTALS

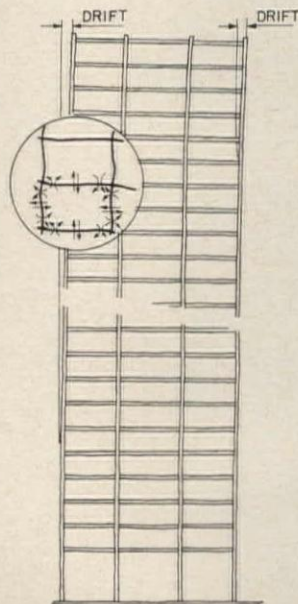
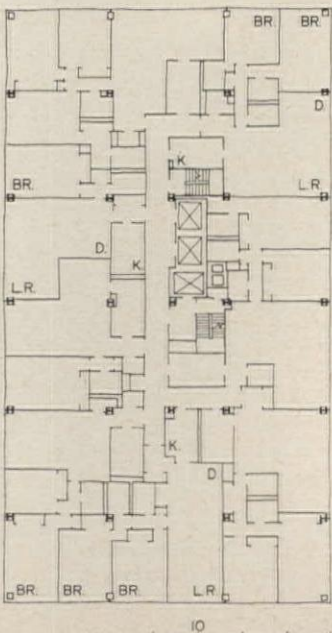
This reinforced concrete frame depends on portal (rigid frame) action for its stability. Closely-spaced exterior columns, corridor walls and floor slabs work together to resist wind moments. If continuous portal action is to be maintained, the exterior of the building should have either bearing walls or relatively close spacing of columns which may become part of the fenestration, as in this example. *Washington Plaza Apartments (23 stories), Pittsburgh, Pa.; architect, I. M. Pei & Associates; associate architects, Deeter & Ritchey.*



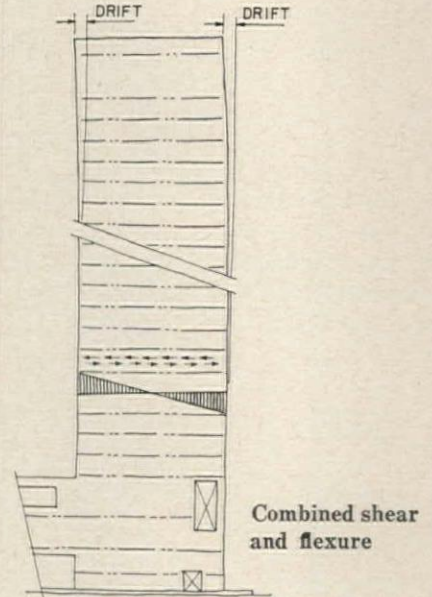

Rigid-frame action
of continuous slabs, walls and columns

3. CONTINUOUS STEEL FRAME

An open plan along with irregular placing of partitions may not allow braced bents in the steel frame. Continuous steel frames offer more flexibility, but require larger beam and column sections, as well as special moment-resisting connections. If wind moments are taken by each column footing, the foundation design is less critical than for the braced frame. *Highland Towers (22 stories), Pittsburgh, Pa.; architect, Tasso Katselas. (See also page 164.)*



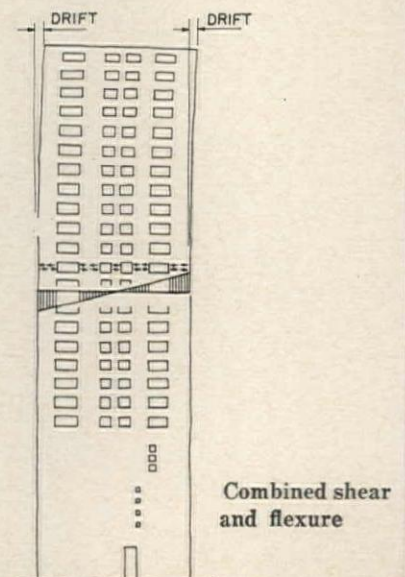
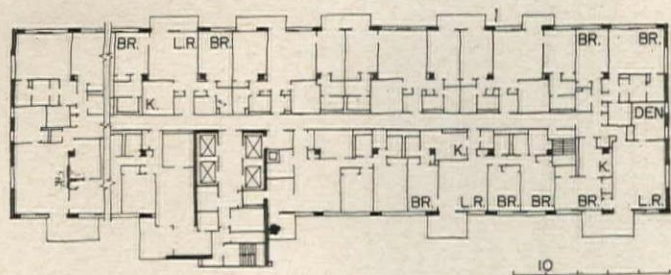
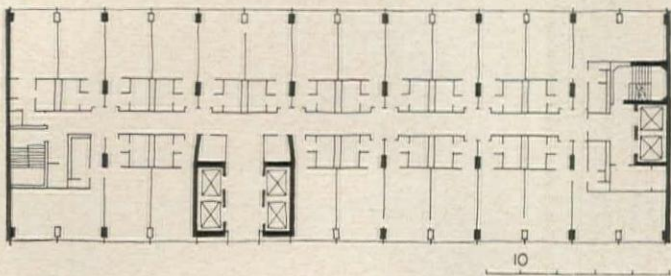
Rigid-frame action circled



4. and 5. CONCRETE SHEAR WALLS AND FLAT PLATE FLOORS

As the ratio of height to width of a building increases, deflection of portals (rigid frames) becomes critical, and, in addition, wind moments become large. Shear walls solve the deflection problem, and remove bending stresses from column and slab elements. Shear walls are placed perpendicular to the long axis to take the lateral forces; secondarily they provide vertical support for the slabs. If the floor slabs are considered as horizontal girders, transmitting lateral forces to shear walls, the spacing of walls depends mostly on foundation conditions, since the foundation has to resist overturning forces.

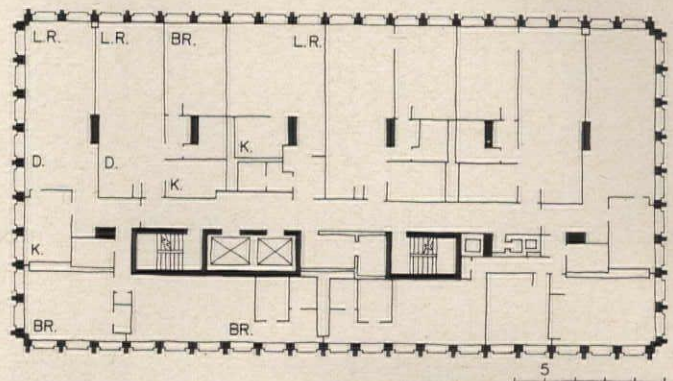

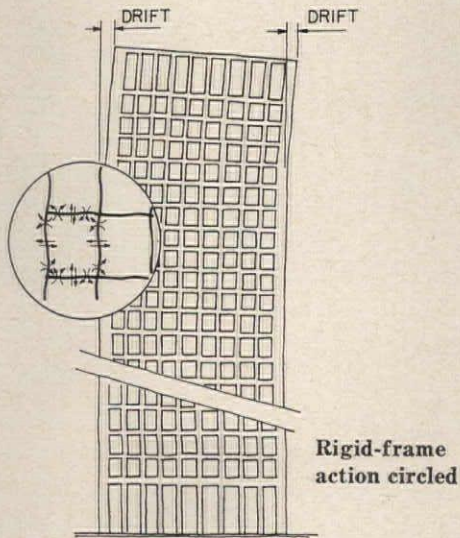
Architectural planning may require openings in the shear walls for doors and windows (*see below*). Location of these openings is critical in design of the wall, since shear and tension stresses must be kept within reasonable limits. 4. *Columbus Plaza* (24-story hotel), Columbus, Ohio; architects, Kellam & Foley. 5. *Claridge Towers* (31 stories), Cleveland, Ohio; architects, Richard Hawley Cutting and Associates, Inc.



6. GRID WALLS WITH MINIMUM DISTORTIONS

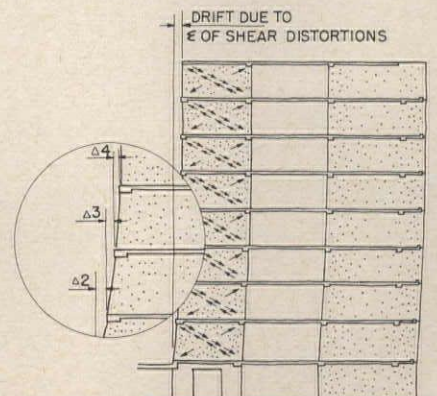
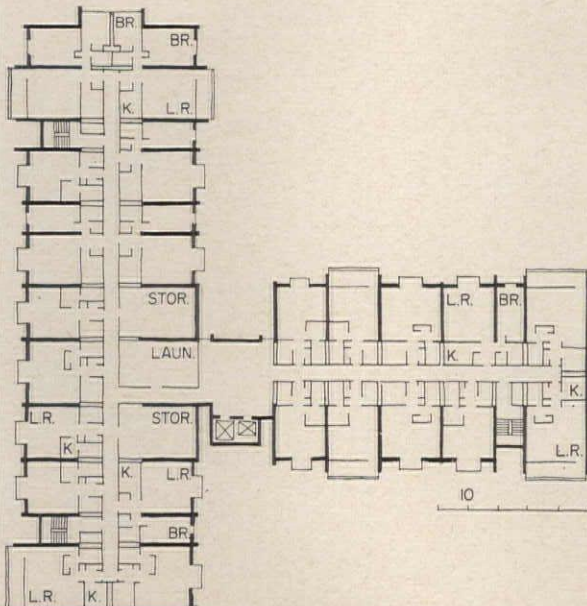
Cast-in-place concrete window mullions and spandrels offer a rectangular grid to resist wind loads. This grid is formed of a series of small portals designed for rigid-frame action. The whole wall acts, in effect, like a vertical girder, lengthening on one side and shortening on the other


The new IBM office building going up in Pittsburgh, designed by Curtis & Davis, has a form of grid wall, but the orientation of its members is diagonal, rather than rectangular. *Grandview Place Apartments (28 stories), Pittsburgh, Pa.; architect, Don M. Hisaka.*



7. PRECAST SHEAR AND BEARING WALLS




Design of this structure contemplates the site precasting of wall and floor panels. The construction process can be likened to that used by children in building structures out of playing cards. A potential economy with this system is the omission of topping over floor slabs. *Allegheny Center Apartments (8 and 10 stories), Pittsburgh, Pa.; architects, Deeter & Ritchey.*





8. POURED CORES SUPPORTING PRECAST SLABS, BEAMS

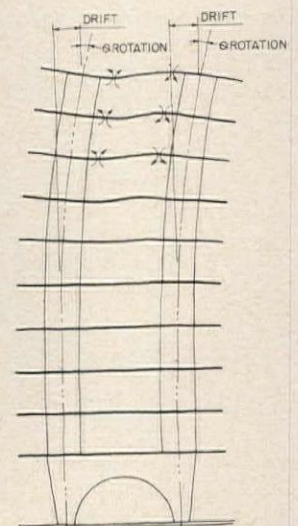
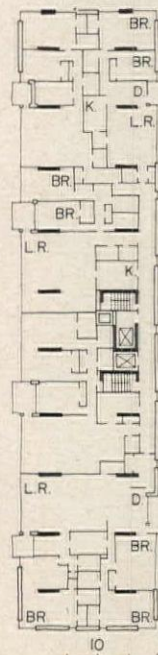
A judicious arrangement of concrete shear and bearing walls provides structural resistance to horizontal and vertical loads. Slip-form construction offers economies in casting the walls. Beams can be precast and then post-tensioned to avoid expensive moment-resisting connections. *Proposed 18-story apartment; architect, Tasso Katselas.*



9. CANTILEVERED COLUMNS

When depth of shear walls is limited by the plan, and rigid-frame action between columns and floor slabs is not economically feasible, nor visually desired, cantilevered concrete columns may be used.

With only two columns in each cross section, as here, the height to width ratio should be kept under 2.5. The limiting factor in this design is the extent of column rotation at upper floors, inducing moments in the floor and roof slabs. *Neville House (10 stories), Pittsburgh, Pa.; architect, Tasso Katselas.*



Cantilever action of columns

NEW FHA REQUIREMENTS FOR GLASS*

Increasing use of large areas of glass in residential construction, including high-rise apartments, has prompted FHA to revise its Minimum Property Standards pertaining to glass.

Principal modifications to the standards involve maximum permissible glass areas for various thicknesses based on three wind zones (see map). These specified areas are based on safety considering wind pressure alone. Impact and operational uses were not considered in the calculations.

The new standards call for a manufacturer's label on each pane of glass at the time of installation.

Another portion of the revised glass standards requires some form of safety glass in all exterior doors where glass areas are large and visual barriers are non-existent or ineffectual. At present the standards limit this requirement only to the door glass itself, and not to glass in fixed windows.

The safety glass must be either tempered glass, laminated glass or wired glass.

The new standards also require safety-type glass for doors and walls of shower stalls and tub enclosures.

Maximum areas of panes of glass in windows and doors, including storm windows and doors, must not exceed the values listed in the table. Applicable wind zones may be determined by reference to the map. Insulating glass may exceed by not more than 50 per cent the tabular values for single glass of the same thickness.

Glass used in doors is subject to the following additional requirements:

1. For "single strength" glass the short dimension must not exceed 15 in.
2. For exterior doors, including sliding doors, where glass panes larger than 6 sq ft in area are less than 18 in. from the floor, the glass must be at least $\frac{7}{32}$ in. thick, and horizontal muntins or bars must be provided on the ex-

terior and interior at a height of not more than 36 in. above the floor, or "safety glass" must be used.

3. For shower doors and enclosures of either stall or tub type, "safety glass" must be used.

"Safety glass" as required above may be any of the following:

1. *Fully tempered glass.* When tested by fracturing, no individual piece can exceed 0.15 oz. Minimum thickness is $\frac{3}{16}$ in. Maxi-

imum size may exceed the values shown in the table by not more than 50 per cent.

2. *Laminated glass* must conform with impact tests No. 9 and 12 of ASA Z26.1-1950. Minimum thickness is $\frac{1}{4}$ in. and maximum size is 60 per cent of the values listed in the table.

3. *Wire glass* must conform with impact test No. 11 of ASA Z26.1-1950. Minimum thickness is $\frac{1}{4}$ in. and maximum length is 60 in.

Maximum Glass Area in Square Feet ^{1, 2, 3}

Wind Zone	Nominal Glass Thickness (inches)									
	5.5	1/8	D.5.	3/16	13/64	7/32	1/4	5/16	3/8	1/2
Low	10.7	16.1	19.5	40.0	48.0	60.0	75.0	90.0	120.0	160.0
Medium	7.3	11.0	13.2	27.0	32.0	41.0	51.0	62.0	79.0	113.0
High	4.8	7.2	8.7	18.0	21.0	27.0	34.0	41.0	52.0	73.0

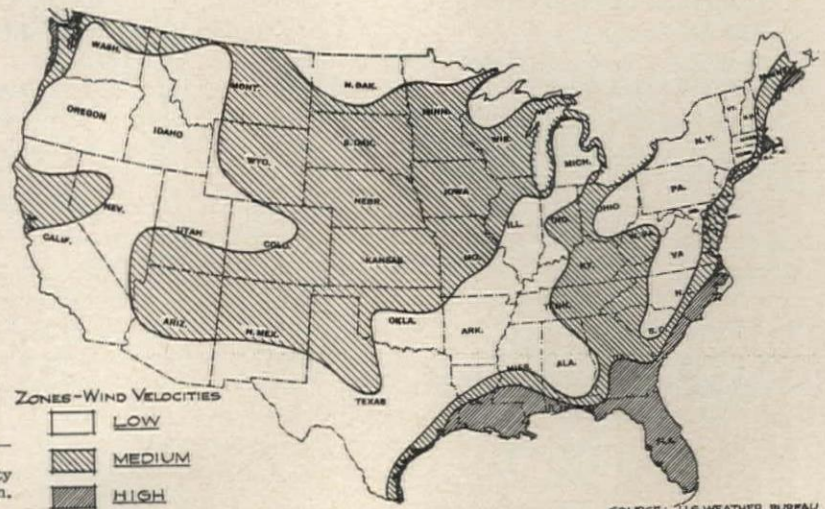
1. Areas in table apply to regular plate or sheet glass only, and do not apply to special types of glass.

2. Areas apply only when glass is not more than 30 ft above grade. Above 30 ft reduce maximum glass areas as follows:





- For 31 ft to 40 ft reduce area to 93 percent of table
- For 41 ft to 60 ft reduce area to 85 percent of table
- For 61 ft to 100 ft reduce area to 75 percent of table
- For 101 ft to 150 ft reduce area to 65 percent of table
- For 151 ft to 200 ft reduce area to 60 percent of table
- For 201 ft to 300 ft reduce area to 55 percent of table

3. Areas are calculated on a length to width ratio of 1 to 2 or less. Maximum glass areas may be increased in accordance with the following:

- From 1-2 to 1-3 ratio—add 20 percent to area in table
- From 1-3 to 1-4 ratio—add 50 percent to area in table
- From 1-4 to 1-5 ratio—add 100 percent to area in table



*Interim Revision No. 13 to Minimum Property Standards, Federal Housing Administration. Effective April 1, 1963



TENSIONED WIRES

SCISSORS FORM

TWO NEW FORMING METHODS FOR SHELLS

First stretches wires for plastic form boards, second is a scissors-like movable form on wheels

1. Tensioned Wires Support Plastic Forms

Thin-shell concrete making the hyperbolic paraboloid-roof for a golf clubhouse at Purdue University, Lafayette, Indiana, was supported during its hardening period by foamed polystyrene plastic. The plastic, used as a form, was reinforced with a strong grid of steel wires—one set of wires under and the other above the plastic. Later, the bottom grid was removed.

This method eliminated most of the costly falsework usually necessary to support such concrete shells. In addition, the project made triple use of the plastic. Instead of discarding it, the designer kept the foamed polystyrene bonded to the shell as a

permanent insulation and vapor barrier; it also served as a suitable base for plaster and paint.

The structure was described at the World Conference on Shell Structures in San Francisco in September.

2. Scissors Form on Wheels

Nearly five acres of floor space of the John Deere Company's branch building in Bloomington, Minneapolis will be covered by 115 hyperbolic-paraboloid concrete umbrellas.

The designers specified 25- by 9-ft sheets of welded wire fabric reinforcement for the membrane section of the shells to reduce construction time. It was estimated that use of wire fabric would reduce steel placement time by two-thirds.

Because of relatively thin cross section of the fabric ($\frac{3}{4}$ in.) a 2-in.-thick top cover of concrete is possible in a $3\frac{1}{2}$ -in. membrane.

For moving and elevating the forms for the shells, the contractor devised a novel four-wheeled, four-way-controlled, movable framework.

A scissors-like beam arrangement elevates the forms hydraulically precisely into position. The form-mover operates both laterally and longitudinally to put a half-form in place around a previously poured circular or square column. With the half form in its near final position, sets of movable lally posts on runners are pulled into position to take over the load from the form mover so that it can be shifted.

PRECAST, PRESTRESSED SLABS FOR LIBRARY

Floor and roof slabs for the new three-story library at the School of the Ozarks, Point Lookout, Missouri were precast and prestressed on the site, set in place atop columns by a crane, fastened to columns and then joined by poured-in-place beams.

Each slab is approximately 22-ft square, 10 in. thick at the center and 3 in. thick at the outer edge. Eighteen ½-in. cables were pretensioned both ways to give a total of 907,000 lb compression. In all four quadrants, No. 4 bars were laid over the prestressing cables. Lightweight structural concrete was used, giving each



precast concrete slab a weight of 12 tons.

Two slabs were poured each day and removed the following day. They were first loaded on a low boy and pulled into the building where a crane picked them up and set them on columns. One of the four vertical bars in the columns is higher than the others, so in setting the slab, it was necessary to get this bar in place in the slab first, with the remaining three bars sliding through the slab as it was lowered. Another column was then placed on the floor slab to receive a slab of the floor above.

The slab sets on a neoprene pad that is fastened to the top of the columns. Large washers are slipped over the column steel and let down on the slab where they are welded.

There are 20 slabs to each floor. Poured-in-place beams, 12 in. wide, are formed by wiring a strip of plywood to the space between slabs.

Architect was Walter Haskew, structural engineer was Windsor Warren. Precasting and prestressing was performed by Prestressed Casting Co. of Springfield, Missouri. Other labor was furnished by the school.



TWO-STORY PRECAST PANELS FOR FACTORY

Two-story-high precast concrete panels enclose the four-story steel-frame addition to a plastics plant for Archer-Daniels-Midland Co. in Los Angeles. Each panel is approximately 20 ft wide, 36 ft high and 8 in. thick and weighs about 34 tons.

The steel frame was designed for vertical loading only, while the concrete walls were designed to transmit heavy lateral loads from production equipment to the ground.

Buttress, McClellan and Markwith, Inc. of Los Angeles designed and built the addition.



SUPPORT METHOD FOR STRESSED-SKIN PANELS

A two-man crew can pre-cut, assemble and install panel roof on shelter in six days

Research on stressed skin panels by Professor G. L. Nelson of Oklahoma State University indicates a number of advantages for the pre-assembled single-skin type. The panels consist of longitudinal members and a single bonded structural cover (skin) of plywood or asbestos cement. A primary purpose of the research was to develop different methods for supporting the ends of the panels. When the bonding of the panel skins to the stringers is essential to develop stiffness and strength, the gluing must be done under carefully controlled conditions if the glue bond is to remain intact during the full life of the structure.

A two-man crew in about three days can pre-cut and assemble enough panels to cover an average size farm shelter, as shown in the photo. In three additional days, they can install the roof deck system.

In addition to covering, stressed

skin panels become an integral part of the structure.

A single-cover stressed skin panel can span from 8 to 12 ft under superimposed loads of 20 lb/sq ft without exceeding normal deflection limitations.

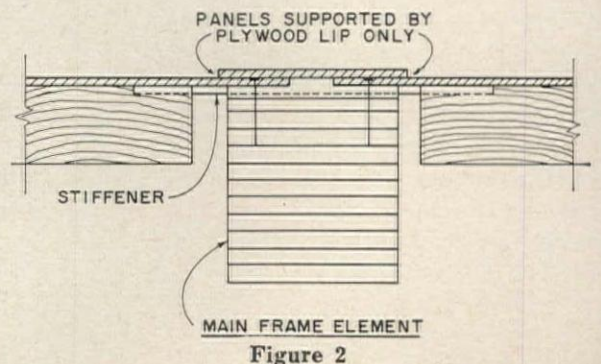
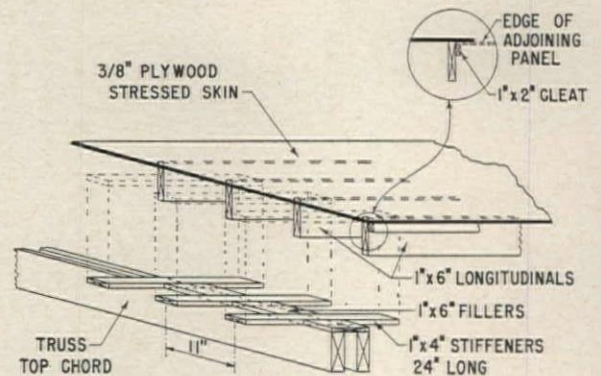

Panels tested at Oklahoma State are supported only by the skin's reinforced lip projecting from panel ends. Panels are fabricated to permit panel-end reaction to be transmitted only through the lip, (Figure 1). The end reactions are transmitted from the main roof frame directly into end lips of plywood covers, rather than through ends of the longitudinals. This allows panels to rest neatly between main frame elements. End headers are not necessary.


Research by Oklahoma State has evaluated stiffness and ultimate strength of stressed-skin panels made with $\frac{3}{8}$ -in. fir plywood covers

placed on 2- by 4-in., S4S, Douglas fir longitudinals and supported on the plywood end lip. Results show panel construction provides a more than adequate margin of safety against peeling failure if the stressed-skin panel ends are reinforced by special nailing.

Addition of stiffener strips (Figure 2) extended 12 in. under panel ends increases the safety factor to approximately eight, based on design load of 20 lb/sq ft. Supporting the panels solely on the projecting lip of the plywood skin produced a safety factor of 6.25 if the ends are reinforced by 10-penny screw-shank nails with 1-in.-sq washers placed under the heads.

Dr. Nelson, Professor of Agricultural Engineering, directs the research which is part of Oklahoma State University's engineering educational program for graduate students.





Porcelain-faced laminated panels keep this six-year-old building looking like new



McDonnell Aircraft Corporation Engineering Campus at St. Louis, Mo. Architect: Harris Armstrong, F.A.I.A. Panels made by Atlas Enameling Company, Inc., St. Louis. General contractor, Gamble Construction Company, St. Louis.

This building at the McDonnell Aircraft Corporation Engineering Campus looks so bright it might have been put up yesterday. Actually it is six years old.

Much of its sparkle and freshness comes from its beautiful and durable laminated panel construction. The panels show a handsome face, both inside and out, and provide thermal insulation as well.

In these panels, skins of porcelain enameled steel are bonded

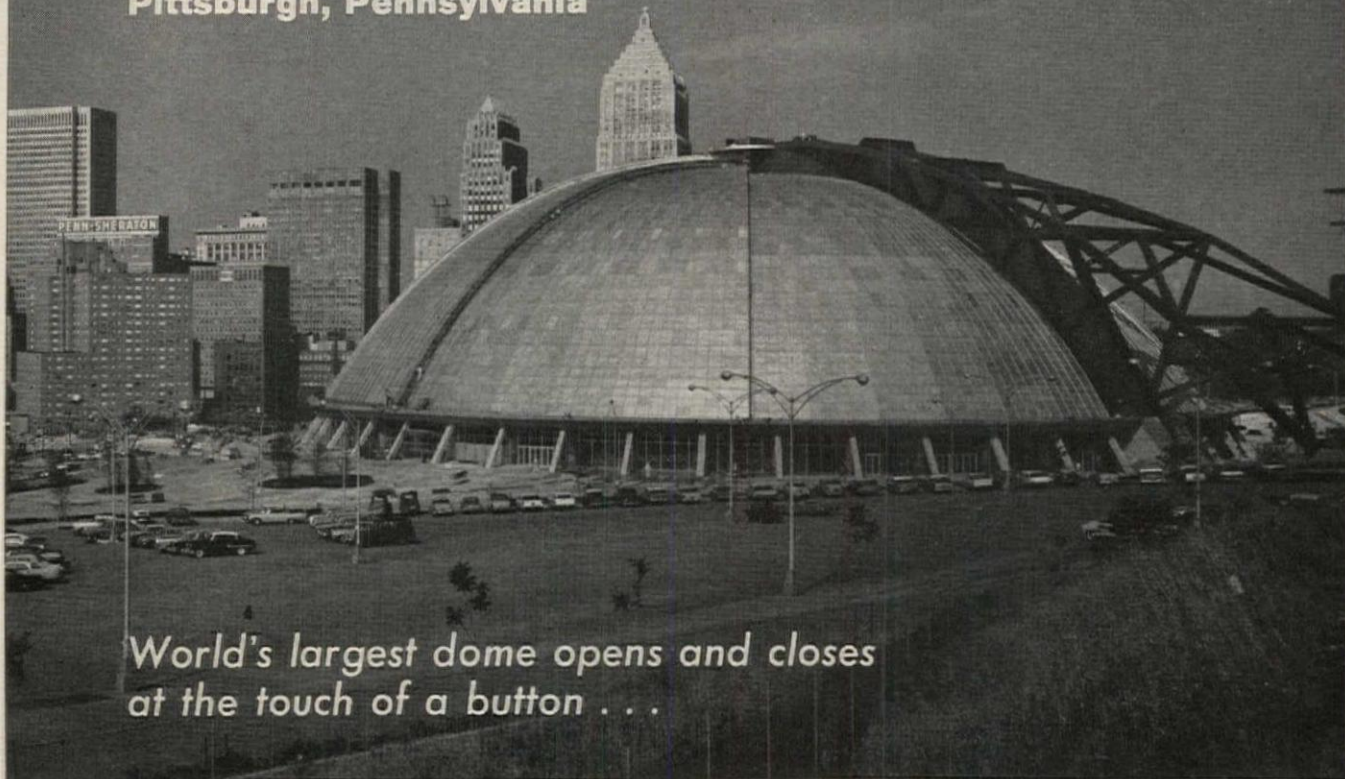
to an insulating core with an Armstrong Contact Adhesive. The panels are strong, rigid, flat, and maintenance free.

Armstrong Contact Adhesives are being used to make attractive and practical panels out of a wide range of core and skin materials. We will be glad to make suggestions on the use of contact adhesives in laminated panel manufacture. Armstrong Cork Company, Industrial Division, 8001 Dunedin Drive, Lancaster, Pennsylvania.

Armstrong ADHESIVES

The Auditorium

Pittsburgh, Pennsylvania




World's largest dome opens and closes
at the touch of a button . . .

Mitchell & Ritchey
Pittsburgh
Architects


John Mullin & Associates
Pittsburgh
Mechanical Engineers

Dick Corporation
Large, Pa.
General Contractors

Limbach Company
Pittsburgh
Mechanical Contractors



Aerofin Type B
Non-Freeze Steam
Coils for Heating



Aerofin Type C
Water Coils
for Cooling

AEROFIN INSTALLED

Modern smooth-fin design of Aerofin coils permits ample heat-exchange capacity in limited space — permits the use of high air velocities without turbulence or excessive resistance.

Aerofin performance data are laboratory and field proved. You can safely specify Aerofin coils at full published ratings.

AEROFIN CORPORATION

101 Greenway Ave., Syracuse 3, N. Y.

*Aerofin is sold only by manufacturers of fan system apparatus.
List on request.*

ENGINEERING OFFICES IN PRINCIPAL CITIES

For more data, circle 54 on Inquiry Card

NEW ATOM CLOCK

will vary one second
in 1500 years

Sorry, if we're not overawed.

A.W.FABER-CASTELL pioneered in accuracy when spacemanship was science fiction.

The 40 millionth part of an earth meridian was designated the unit of length for a new international measuring system conceived in 1790, and universally accepted in 1846. This has been the constant criterion for making the 20 degrees in CASTELL's constellation of drawing pencils and leads.

Improved pencil techniques now produce CASTELLS that are blacker than ever—so black that every graphite particle saturates into every pore of your drawing surface. This was done without oily additives that fool the eye, but never the reproduction machine. Now you know why CASTELL continues to be the drawing pencil of the masters.

Would you like to make your own tests of CASTELL's lead strength, wear-resistance and non-smudging qualities? Test one degree against the same degree for rigid uniformity. Then test it against different degrees. A.W.FABER will be happy to send you free samples.

A.W.FABER · CASTELL

41-47 DICKERSON STREET, NEWARK 3, NEW JERSEY

For more data, circle 55 on Inquiry Card

PLEASE ATTACH THIS COUPON
TO YOUR COMPANY LETTERHEAD

A.W.Faber-Castell Pencil Co., Inc.
41-47 Dickerson Street
Newark 3, New Jersey


Please send me a sample each of Castell
#9000 Drawing Pencils in _____
degrees for testing purposes.

MY NAME IS _____
TITLE _____
COMPANY _____
ADDRESS _____ STATE _____
CITY _____

Engineering Excellence stands out...

Cleaver-Brooks
is a member
of your design
team

- Dependability
- Appearance
- Service

Cleaver  Brooks®
ORIGINATOR AND LARGEST PRODUCER
OF PACKAGED BOILERS
342 E. Keefe Ave., Milwaukee 12, Wis.

"Producers are now members of our design team and must be regarded as a creative force in the building industry." So observed Mr. Phillip Will, of Perkins & Will, Chicago.

For more data, circle 56 on Inquiry Card

MODULAR METAL LAB FURNITURE IS TAILORED TO SPECIFIC JOBS

Increased efficiency is the aim, plus amenities for lab workers, in new research facility for Geigy Chemical Company

By Philip Kirk

To insure maximum productivity, while still maintaining amenities for personnel, in our new Laboratory and Service Building, we paid particular attention to the design of laboratory furniture and fume hoods. The equipment was supplied by S. Blickman, Inc. who worked with us in developing the design details. The building facility was designed by Skidmore, Owings & Merrill, Architects.

Our criteria for good working laboratory design include:

1. Facilities should be tailored to the individual jobs, with the proper sizes, surfaces, storage spaces and heights of equipment and work units.
2. Clutter should be minimized by providing adequate storage space and positive housekeeping supervision.
3. A pleasant environment should be provided suitable in scale, color, lighting (offering if possible a relaxing view).
4. Flexibility should be provided for future change and for low maintenance and replacement costs.
5. Distractions to laboratory workers should be minimized.

The new building was planned to accommodate initially the following laboratory facilities: analytical research, pharmaceutical production control, applications research, textile pigment printing and agricultural chemical formulations. Also included are a photographic studio and proc-

essing laboratory, and a duplicating and offset printing operation.


It has not been uncommon in the past to install uniform work benches throughout a laboratory and "live" with the inconveniences and inadequacies. Some of the types of difficulties we have observed in the past are:

1. It was not unusual to find that drawers in work benches were not planned to store long apparatus needed at some stations.
2. Table tops were frequently too high for jobs that required sit-down concentration.
3. The number and capacity of fume hoods were usually so limited that only the worst or smelliest of vapor-producing activities could be handled.
4. Exceptionally corrosive materials were stored in the same type of cabinets as other materials, with major reliance on the storage vessels for protection, resulting in corrosion of storage equipment.

Furnishings

In the new laboratories, we have made use of laboratory furniture standardization in many ways. We generally have held to standardized-width base cabinets of 18 in., 23 in., 35 in. and 47 in., but we have occasionally varied this, particularly in the analytical laboratory.

Each work bench had its particular arrangement of drawers, doors and cabinets specified in detail so that the laboratory equipment to be used could be accommodated. This meant extra-wide drawers opposite fume hoods to house long equipment like condensers.



Since laboratory table tops frequently are covered by apparatus, slip-in "steno" slides have been included to provide writing space



While most of the work benches are 37 in. high, those requiring sit-down operations, as shown here, are 31 in. high, with knee space provided for the operator. Vertical channels at back of lab benches provide adjustable supports for shelves and for equipment. All steel cabinets have a bonderized epoxy finish so as to withstand concentrated reagents



Desk space for chemists and technicians is in the same room as work benches, but is separated from the room by partial-height glass partitions which serve also as splash shields. Over the desks are enclosed bookcases. Each desk has a lab-type electrical outlet for plugging in such equipment as microscopes or business machines. Vertical blinds control daylight

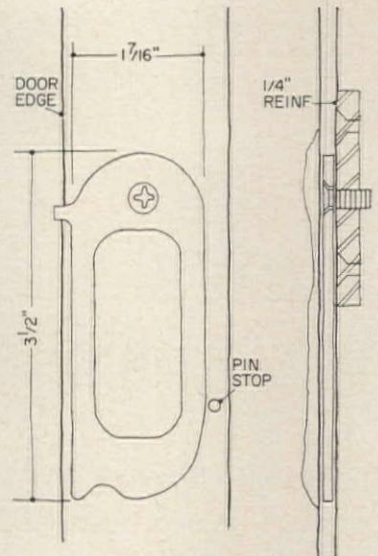
PHILIP KIRK is director of Technical Facilities and assistant to the president, Geigy Research Laboratories, Ardsley, New York




Most of the cabinets below bench-top fume hoods are lined with asbestos cement so that corrosive chemicals could be stored without problems due to fumes or dripping of liquids. Hoods have dampers above sliding doors to control velocity of air across the face of hoods



To aid in minimizing clutter, hallways are lined with storage cabinets which hold reagents, apparatus and supplies. Doors to cabinets open out with the aid of a special thumb-latch designed by the laboratory director. The latch is flipped up exposing a small handle (sketch above). Other hinged flush panels conceal ductwork, piping, etc. Recessed between banks of cabinets are safety bays containing eye sprays, showers and first aid supplies



Walk-in fume hoods have aluminum gratings for easy drainage. There is no curb on this hood so that movement of heavy equipment is not restricted. Floor topping of laboratory outside is epoxy resin for corrosion resistance. A roll-down door can close off hood when necessary. Utility fixtures are color coded



A full wall of interconnected fume hoods in the kilo laboratory provides maximum flexibility for equipment set-ups. As with other fume hoods they have dampers to control air velocity across the face. Dampers can be opened and set with sliding friction brackets

Most of the work benches stand 37 in. high. But where long, tedious work calls for a sitting position, cabinet heights have been reduced to 31 in., and an opening has been provided for an operator.

Where records must be kept in detail, and conditions are such that the table top is covered with equipment—the answer has been slip-in “steno” slides (as in a desk).

Corrosive materials are stored in special laboratory cabinets lined with asbestos cement sheets to avoid damage from fumes or spillage. These acid cabinets are exhausted through the fume hoods so that there is no possibility of troublesome accumulations of gases. Most sinks are stainless steel but some are molded plastic. In our duplication laboratory, the stainless steel sink has a back-slanted top so that photostats and other wet process reproductions can be squeegeed conveniently. Work tops are generally of a composition cast stone. A departure from the usual is our cast-stone pegboards for drying glassware.

Our fume hoods are also tailored to do their jobs. The smallest fume hoods are mounted on top of work benches. In some laboratories, where apparatus is especially tall, the fume hoods run floor to ceiling; they are literally “walk-in” affairs, with provision for drainage in the floors, and floor-to-ceiling slide-up closures, as well as openings at the top for addi-

tional air circulation, as necessary.

The agricultural formulation laboratory has a floor-mounted hood into which pilot-size production equipment can be wheeled. The floor topping of this laboratory is epoxy resin for maximum corrosion resistance, and the floor of the fume hood is an aluminum grating for easy washability and drainage. There is no curb on this hood so that movement of heavy equipment is not obstructed.

Reducing Clutter

We have reduced clutter to a minimum in a variety of ways.

Our hallways have been put to particularly effective use as they are lined with storage cabinets, but the casual visitor would scarcely know it. The only protrusions are the exit signs at stairways. Inside cabinets we store reagents, apparatus and other supplies not in daily use. The doors to the cabinets open out with the aid of a unique thumb-latch designed by the writer.

Other hinged flush panels in the hallways are used to conceal ductwork, piping, waste liners, etc. Recessed between banks of cabinets are safety bays containing eye sprays, emergency showers, fire extinguishers and first aid cabinets.

The laboratories illustrate an unusual approach to the storage problem. Instead of installing permanent shelving, which invites clutter, we

(continued on page 180)

For more information circle selected item numbers on Reader Service Inquiry Card, pages 197-198

PACKAGED HOSPITAL WORK STATIONS SAVE SPACE



Stainless steel specialized hospital work stations reduce operational time and eliminate waste motions. The prefabricated units are pre-plumbed and prewired and include built-in lighting fixtures. In addition they cost less and take less space than the same facilities conventionally separated. All the units can be either built-in or free standing.

A medicine station (*above, left*) to service a nursing unit's pharmaceutical needs has locked space for narcotics, refrigerator and a sink with cold-water faucet. It comes in two sizes.

A nourishment and ice station (*left*) has a sanitary ice-making and dispensing system and a compact kitchenette with work space. It is 72 in. wide, 80 in. high and 26 in. deep. An ice-making and dispensing system alone is available in a 36-in.-wide unit.


All the facilities for storing and preparing janitor's supplies and equipment are provided in a compact unit (*above, right*) requiring only connection to hot and cold water, drain and electrical supply. *Market Forge Co., Everett 49, Mass.*

CIRCLE 300 ON INQUIRY CARD

SKYLIGHTS HAVE BUILT-IN FLUORESCENT FIXTURES

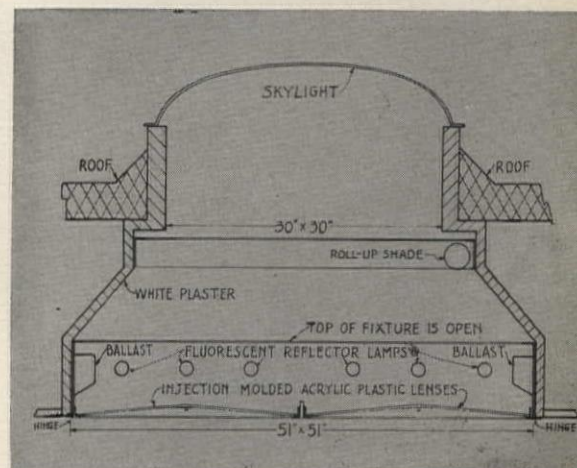
Skylights with built-in lighting fixtures can cut power costs by permitting use of daylight instead of reliance solely on artificial lights. The quality of the lighting is said to be improved by prismatic lenses which confine the light within 120-degree cones to prevent glare.

The acrylic plastic lenses are mounted in frames which are hinged to lighting fixtures and have one longitudinal and two transverse integral stiffening members. When closed the lenses latch together at the center. Window shades under the skylights permit darkening the room during



the day. *Holophane Co., Inc., 342 Madison Ave., New York, N.Y.*

CIRCLE 301 ON INQUIRY CARD
more products on page 186



Office Literature

For more information circle selected item numbers on Reader Service Inquiry Card, pages 197-198

THIN SHELLS



(A.I.A. 4-D) "Forming Thin Shells" is a 28-page illustrated booklet on the use of *Styrofoam* as a form liner or semi-structural and structural form board to create

a shaped surface and to act as support for application of structural roof materials. The *Styrofoam* remains an integral part of the roof as insulation, vapor barrier and base for interior finishes. *The Dow Chemical Co., Midland, Mich.**

CIRCLE 400 ON INQUIRY CARD

DRYWALL PETITIONS

(A.I.A. 23-L, 23-M) Plans and specifications for three non-load bearing interior partitions (semi-hollow gypsum stud drywall, solid gypsum core drywall and gypsum wallboard-steel stud drywall) are given in booklet on *Celo-Rok* drywall partition systems. *The Celotex Corp., 120 S. LaSalle St., Chicago 3, Ill.**

CIRCLE 401 ON INQUIRY CARD

VERTICAL PIVOT WINDOWS

(A.I.A. 16-H) A fold-out data sheet shows five buildings with stainless steel vertical pivot windows. Detailed section drawings, photographs and specifications are included. *U.S. Steel, 525 Wm. Penn Place, Pittsburgh 30, Pa.*

CIRCLE 402 ON INQUIRY CARD

TOILET COMPARTMENTS

(A.I.A. 35-H-6) Toilet compartments, shower stalls and dressing enclosures of baked and porcelain enamel are illustrated in brochure. *Global Steel Products Corp., 80 Smith St., Farmingdale, N.Y.**

CIRCLE 403 ON INQUIRY CARD

COMPONENT WALL SYSTEM

Component wall furniture and storage units for homes, offices and dormitories save space while giving all the necessary items. Brochure gives details. *Hardwood House Inc., 10 St. James St., Rochester 6, N.Y.*

CIRCLE 404 ON INQUIRY CARD

LIGHTING CATALOG

Isometric drawings, cross sections and data sheets on finishes, colors and mounting details for more than 100 incandescent lighting fixtures are given in catalog. *Morris Kurtzon, Inc., 1410 S. Talman Ave., Chicago 8, Ill.*


CIRCLE 405 ON INQUIRY CARD

FACE BRICK

(A.I.A. 3-F) Seven colors and textures of Woodbridge face brick are illustrated in folder. There are both smooth and rough textures, available in a variety of red, pink and tan colors. *Woodbridge Clay Products Co., 450 W. Broad St., Falls Church, Va.*

CIRCLE 406 ON INQUIRY CARD

WOOD ROOF TRUSSES



(A.I.A. 19-B) "Versatility in Wood Roof Trusses" gives design details on a variety of truss types that can be built using the *Teco* connector system.

Working dimensions, stress diagrams and material requirements are included for each design. *Timber Engineering Co., 1619 Mass. Ave., N.W., Washington 6, D.C.*

CIRCLE 407 ON INQUIRY CARD

WET-SURFACE PAINTS

Folder gives details on *Damp-Tex*, a tile-like enamel and coating system which adheres to any dry, damp, moist or completely wet surface. *Steelcote Mfg. Co., St. Louis 3, Mo.*

CIRCLE 408 ON INQUIRY CARD

PNEUMATIC PARTITIONS

(A.I.A. 35-H-6) Portable partitions do not need floor or ceiling tracks. After each panel is set in place, addition of air raises telescoping *Airwall Cap* to the ceiling and holds panel in position. Door and filler panels are interchangeable. Special corner panels join for 90-degree turns. Folder gives details. *Air Wall Inc., 16706 S. Garfield Ave., Paramount, Calif.*

CIRCLE 409 ON INQUIRY CARD

STEEL JOIST LOAD TABLES



(A.I.A. 13-6) Standard specifications and load tables for open web steel joists are given in a 60-page book, which has all information necessary for speci-

fication of joists carrying uniform loads on spans up to 96 ft. *Steel Joist Institute, DuPont Circle Bldg., 1346 Connecticut Ave., N.W., Washington 6, D.C.**

CIRCLE 410 ON INQUIRY CARD

COATINGS CATALOG

(A.I.A. 25-B-39) Protective coatings for design and waterproofing; epoxy systems for surfacing, patching and sealing floors, and concrete and mortar admixtures are described in eight-page catalog. *Preco Chemical Corp., 589 Main St., Westbury, N.Y.**

CIRCLE 411 ON INQUIRY CARD

STRUCTURAL FRAMING

Connection details for *Penmetal* structural framing when used as an integrated framing system and in conjunction with heavy steel beams, wood framing and masonry are illustrated in 28-page manual of architectural details. Included are floor, ceiling and roof systems, load-bearing walls, curtain walls and high-bay walls. *Penn Metal Co., Inc., P.O. Box 1468, Parkersburg, W. Va.**

CIRCLE 412 ON INQUIRY CARD

CHECKING LOCKERS

Custom-built Sentinel lockers are available in a variety of styles for different uses. Colors are from "audacious to pastel." *The Flxible Co., Loudonville, Ohio*

CIRCLE 413 ON INQUIRY CARD


CEMENT FLOORING

(A.I.A. 23-D) Characteristics and advantages of oxychloride cement flooring are given in folder. *FMC Corp., P.O. Box 337, Newark, Calif.*

CIRCLE 414 ON INQUIRY CARD


*Additional product information in *Sweet's Architectural File*

more literature on page 227



THE BUILDING:

Photo Service, a subsidiary of Crown-Bremson Industries, Inc.
ARCHITECT: Robert Stauber, Des Plaines, Illinois
CONSULTING ENGINEER: John T. Carlund, Park Ridge, Illinois
CONTRACTOR: James W. Hardy, Des Plaines, Illinois



DOUBLE-DUTY GAS LIQUID COOLER SAVES \$3,200 YEARLY

The air conditioning system for Photo Service, Inc., is designed around two 50-ton B&G gas engine driven package liquid coolers. These units not only cool a 45,000 square foot building but also warm the water used for processing films.

This dual service results in operating savings estimated to be \$3,200 per year. Between the economies achieved by gas fuel and the reclaiming of waste heat from the engine cooling water, the overall operating cost is reduced to 36¢ per hour. Similar economies can be expected in areas where gas rates are favorable.

B&G gas powered package liquid coolers are equipped with an industrial type, low speed

engine which operates at a maximum of 75% of rated horsepower, an assurance of long life and minimum maintenance. Lubrication is needed only once a cooling season. They are equipped with complete electrical control panels.

An exclusive advantage of B&G Coolers is that they are the only units on the market in which all major components (except the engine) are built and guaranteed by one manufacturer—a single source of responsibility. They are checked, tested and started by a factory serviceman to assure that the equipment is started under optimum conditions.

Send for literature.




BELL & GOSSETT COMPANY

Dept. HK-32, Morton Grove, Illinois

Canadian Licensee: S. A. Armstrong, Ltd., 1400 O'Connor Drive, Toronto 16, Ontario

A COMPLETE LINE OF AIR CONDITIONING COMPONENTS AND PACKAGES



Condensing Units



Compressors



Centrifugal Pumps



Condensers



Evaporators

For more data, circle 57 on Inquiry Card



Light is an element of design with KALWALL

Diffused daylight enhancing the interior by day, glowing radiance by night . . . Kalwall translucent walls present a wide range of possibility for the interplay of light and structure. Whether for functional simplicity in classrooms or, as in this unique church in praise of God, Kalwall's subtle flood of light irradiates your design.

Architectural prerequisites: lightweight, structural strength, durability, weather-proof, thermal and acoustical insulation, easy installation, basic economy . . . no need to sacrifice any of these with translucent Kalwall.

Write for details on this dramatic, proven building material.


KALWALL CORPORATION

Dept. B-122, 43 Union Street, Manchester, N.H.

For more data, circle 58 on Inquiry Card



Saint Louis Priory Church, Creve Coeur, Missouri
Architects — Hellmuth, Obata and Kassabaum
Contractor — McCarthy Bros. Contracting Company
Kalwall Installation — Karl M. Block Company



Ready
**FOR YOU
 NOW . . .**
**NEWMAN
 1963
 CATALOG**

• *featuring*

- NEW aluminum post with wood grain Formica insert
- NEW PANL-RAIL in striking colors

and, of course, a large number of variations in America's Top Seller



Section
 6e/ne

ECONO-RAIL

WRITE TODAY FOR YOUR PERSONAL COPY



685
 West 4th St.
 Cincinnati 3,
 Ohio

For more data, circle 59 on Inquiry Card




FINE FOR APARTMENTS

MUSSON

**SAFETY DESIGNED
 KOROSEAL-VINYL TREADS**

For economy, beauty and safety, the material and design of this tread make it highly desirable for heavy duty service. Covers entire step. Model No. 400



COLORS:

- Black
- Brown
- Green
- Gray

Square or curved nose.

**COST LESS
 LONGER WEARING
 GREASE AND OIL RESISTANT
 SURFACE QUALITY THROUGHOUT
 NON-POROUS—CLEAN EASIER, QUIETER**

Musson Koroseal Treads are heavy duty for the most grueling service. They are 1/4" thick. The safety non-skid ribbed design covers 7" from nose, with 5" smooth corrugated border design across rear. Lengths: 24", 30", 36", 42", 48", 60", 72", 96". Easily installed with Musson No. 400 Stair Tread Cement. Matching Vinyl Covered Stair Risers also available.

MUSSON HEAVY DUTY RUBBER ENTRANCE AND LOBBY MATS Favorites for lobbies and entrances. Solid or perforated with pyramid safety design, for safety and cleaning efficiency. Rubber feet allow air circulation underneath. Colors: Red, brown, gray, green, black. Thickness: 3/8" or 1/2". Available in any size up to 6' x 16' in one piece.

ORDER FROM MUSSON—Heavy Duty Molded Rubber Treads, Link Mats, Fatigue Mats, Desk Chair Mats, Runner Matting

Write for Catalog and Factory Prices

THE R. C. MUSSON RUBBER CO.

1322 East Archwood

Akron 6, Ohio

For more data, circle 60 on Inquiry Card

**A
 NEW LOOK
 FOR
 BUILDING
 EXTERIORS**

with **JOANNA** color-match window shades


Now you can have window shades that match or blend with colors of building exteriors. Joanna Western will color-match contract orders to your exact specifications.

No other window covering offers such unlimited colors.

No other window covering offers such flexibility—outside color uniformity—interior variety. Inside, shades may be white or custom-dyed to go with room decorating plans.

No other window covering can effect so many economies—original cost, installation and maintenance. Plus the fact that Joanna shades have insulating qualities that help keep down fuel and air conditioning costs.

Write or send coupon for more information.



Available in room-darkening and translucent styles.

Mr. W. B. Berry, Contract Sales Dept. AR
 Joanna Western Mills Co.
 22nd and Jefferson Streets
 Chicago 16, Illinois

- Please send complete information on Joanna color-match shades.
- Please have representative call.

Name.....
 Firm.....
 Address.....
 City..... Zone.....
 State.....

Sweets Catalog listing: 18c Jo

JOANNA
 JOANNA WESTERN MILLS COMPANY

For more data, circle 61 on Inquiry Card

Lab Furniture

continued from page 174

have installed vertical channel supports over most laboratory benches and in backs of fume hoods for shelves which can be increased or respaced as needed.

Utility lines for the benches are brought through dividing spacers (with removable access panels) between back-to-back cabinets. All fittings, fixtures and faucets for utilities are color-coded. Utility valves are installed directly outside of fume hoods and in the walk-in hood for easy connection. Glass pipe was used for drains. Hardware at the desks and cabinets is all brushed aluminum.

Lab benches were painted a bright sandy beige; the same beige was used for desks and bookcases. Chairs are upholstered in bright blue. Cast-stone bench and desk tops are charcoal gray.

Part of the problem of design in a laboratory is providing for writing, sitting and thinking space for chemists and technicians. Lab supervisors have their own offices. But the chemists and technicians need desk space not too far from their work benches. We prefer to have such desk space in the same rooms as the work benches, to permit more effective supervision.

We solved this problem with metal desks and overhead bookcase cabinets lined along exterior windows of the labs, in units of two set back-to-back like the lab benches. They are separated from the work benches by glass partitions which also serve as splash shields. Adjacent lab benches (across the aisle) are completely visible. This design saved space over the conventional alternating laboratory-office-laboratory arrangement. Desks themselves have the same cast-stone tops as the lab benches. They consist of a single pedestal with two box drawers and a file drawer, as well as a steno slide and a center drawer. Each desk has a duplex electrical outlet on a lab type fixture mounted above the desktop, for plugging in instruments and business machines. Distraction caused by visits of unauthorized personnel or delivery boys, or by passers-by cuts laboratory efficiency. We have resolved this problem with hallway walls which are almost devoid of windows, the only ones being small ports in doors.

Cutting Maintenance

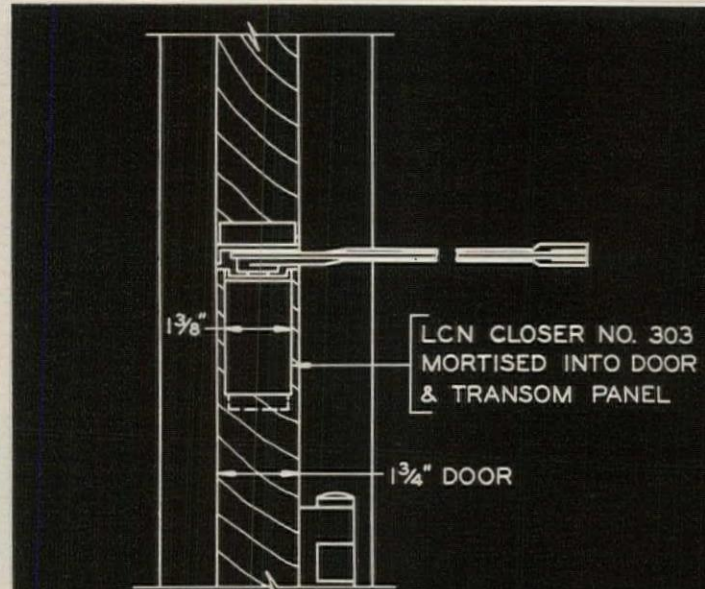
Interiors of all drawers and cabinets have welded and polished joints rather than being screwed or bolted together.

Sliding doors all have ball-bearing rollers operating on stainless steel tracks. Doors also have stainless steel finger grips and rubber bumper pads with a positive stop device to prevent accidental removal. Glazed doors have glass mounted in rubber chan-

nels held in place by glazing strips to permit easy removal.

Bonderized epoxy finish was specified for all steel cabinetry. This was required to withstand concentrated reagents for at least an hour.

All of the labs have been planned for later convenience of expansion and change. Change is accommodated by the base cabinets in that their modular parts are interchangeable on the same base units.



SECTION AT DOOR HEAD

INSTALLATION DETAILS

For LCN Closer Concealed-in-Door Shown on Opposite Page

The LCN Series 302-303 Closer's Main Points:

1. An ideal closer for many interior doors
2. Mechanism concealed within door; flat arm not prominent, and provides high closing power
3. Door is hung on regular butts
4. Closer is simple to install and to adjust
5. Hydraulic back-check protects walls, etc., on opening
6. Available with regular arm, H-90 arm or H-180 arm
7. Practically concealed control at little more than exposed closer cost

*Complete Catalog on Request—No Obligation
or See Sweet's 1963, Sec. 19e/Lc*

LCN CLOSERS, PRINCETON, ILLINOIS

A Division of Schlage Lock Company

Canada: LCN Closers of Canada, Ltd., P. O. Box 100, Port Credit, Ontario

For more data, circle 62 on Inquiry Card

Modern Door Control by *LCN* Closer Concealed-in-Door

PLANT OF ESCO CORPORATION, PORTLAND, OREGON

Wolff & Zimmer, Architects

LCN CLOSERS, PRINCETON, ILLINOIS

Installation Details on Opposite Page



NEVAMAR® SURFACES SCORE IN LOOKS AND LOW UPKEEP AT JOHNNY UNITAS' COLT LANES!

For high-traffic areas such as its registration desk and restaurant, Johnny Unitas' Colt Lanes needed

materials with plenty of staying power. That's why you'll find NEVAMAR laminates on counters, table tops, desk and some vertical surfaces. Spills and bumps don't hurt them a bit, and those handsome wood grain patterns add a note of real elegance. Trouble-free NEVAMAR surfaces withstand boiling water, burning cigarettes, alcohol and fruit acids; never need refinishing; won't crack, chip or peel in normal use. An occasional wipe with a damp cloth is the only upkeep required. NEVAMAR laminates are adding carefree convenience to homes, offices and all kinds of business establishments—on cabinets, countertops, doors, furniture and wall paneling. Write for full details.

NATIONAL PLASTIC PRODUCTS COMPANY, INC., ODENTON, MARYLAND

NEVAMAR



For more data, circle 63 on Inquiry Card



In Texas they lay down Acrilan® by the acre.

The picture above shows a modest, little living room, home on the range in Diamondhead Circle.

Diamondhead Circle is an elegant new apartment house in a good residential section of Dallas. Rents start at \$250.00 and go on up to \$500.00.

Apartments in Diamondhead Circle are ten-gallon size and carpeted wall-to-wall with Acrilan. Acrilan acrylic fiber in the pile gives carpets a luxurious look yet makes them very tough and very easy to clean.

Why did builder Hal Anderson and architects Smith and

Ekblad choose carpeting made with Acrilan? Because of this unique combination of toughness and beauty. The deep pile. The velvety hand. The clear color. The resiliency.

The carpeting is by Cabin Crafts with an 80% Acrilan acrylic, 20% modacrylic pile. Hal Anderson laid down acres of it in Diamondhead Circle.

Do you too belong to the new school of builders and architects who believe in pre-carpeting for their tenants? Then trust the big red "A."

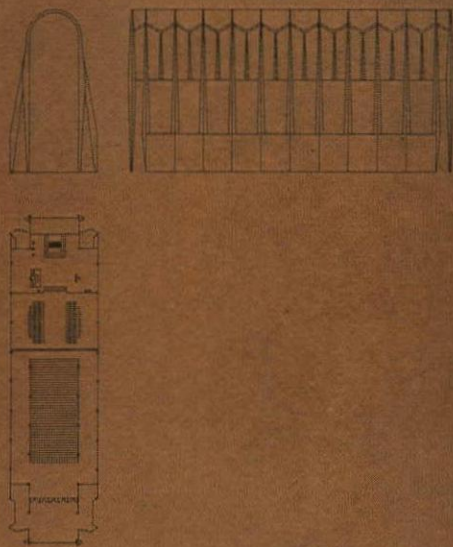


CHEMSTRAND, A DIVISION OF MONSANTO CHEMICAL COMPANY • GENERAL OFFICE: 350 FIFTH AVENUE, NEW YORK 1 • DISTRICT SALES OFFICES: NEW YORK 1; AKRON, OHIO; CHARLOTTE, NORTH CAROLINA
CANADA: CHEMSTRAND OVERSEAS, S.A., TORONTO • CHEMSTRAND, MAKERS OF FIBERS FOR THE WAY WE LIVE TODAY, MAKES ACRILAN® ACRYLIC FIBER AND CUMULOPT® NYLON FOR AMERICA'S FINEST MILLS
THESE ARE AMONG THE MILLS NOW LICENSED BY CHEMSTRAND FOR ACRILAN: BARWICK, CABIN CRAFTS, CORONET, DOWNS, JAMES LEES, MAGEE, MONARCH, ROXBURY. IN CANADA: HARDING CARPETS

For more data, circle 64 on Inquiry Card



*St. Anselm's Abbey Church, Washington, D. C.
Architect: Philip C. Johnson, New York, New York*



■ In a design reminiscent of the Gothic and the Roman, the new St. Anselm's Abbey Church will make full use of the exclusive creative advantages of monolithic reinforced concrete.

Especially unusual in modern architecture is the alternation of buttresses and columns. In the interior they emphasize a processional rhythm down the nave and give a unique shape to the side aisles. The architect adds, that this patterning of the supporting members acts as a very practical wind brace.

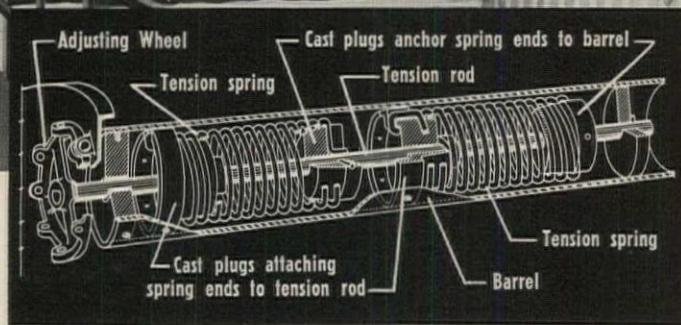

Today, for every type of architecture, monolithic reinforced concrete is enabling architects to design with greater freedom of expression. On YOUR next project, be sure to investigate the many advantages of this superior construction medium. Also, write for the new booklet entitled "The Economic Advantages of Reinforced Concrete Building Construction."



12th century architecture rediscovered in contemporary monolithic reinforced concrete design

CONCRETE REINFORCING STEEL INSTITUTE
38 SOUTH DEARBORN STREET • CHICAGO 3, ILLINOIS

12-62



There's a "Barrel of Difference" in Kinnear Rolling Door Quality!

"Longer door life at lower cost" — so often noted by users of Kinnear Rolling Doors — is due to extra strength and quality built into every feature, including the unique counterbalance system "hidden" beneath the door's hood!

As illustrated above, special cast plug devices anchor one end of each spring to the barrel, and to the other end to the tension rod, which extends through the door bracket into the adjusting wheel.

No disassembly required to adjust total curtain tension

The adjustment wheel turns all springs an equal amount, in the same direction. The ideal counterbalance action is quickly and easily arrived at, without any disassembling, and tension is always equal on each spring, at all points of curtain travel. This assures maximum service life for the door and its complete counterbalance mechanism.

Every Kinnear Rolling Door is REGISTERED for your protection

Here's "life extension" that protects your Kinnear door investment far into the future: Full details of every door are kept in fireproof vaults. In case of accident or mishap, new parts are always quickly available for any Kinnear Door — no matter how long it has been in use!

Add these advantages to the fact that no other type of door saves so much usable floor, wall and ceiling space—nor combines so much all-metal protection with quick, complete, jamb-to-jamb doorway clearance—than Kinnear Rolling Doors. The result explains why Kinnear Doors are so widely preferred in industrial, commercial and institutional buildings of every type. Write for complete information on Kinnear Rolling Doors!

KINNEAR[®]
ROLLING DOORS
Saving Ways in Doorways

The KINNEAR Mfg. Co.

FACTORIES:

1860-80 Fields Ave., Columbus 16, Ohio
1742 Yosemite Ave., San Francisco 24, Calif.
Representatives in All Principal Cities


For more data, circle 65 on Inquiry Card

Product Reports

continued from page 175

HEXAGONAL GLASS TILE

A modified hexagonal shape inside a 12- by 6-in. glass tile has been added to the *Thinlite* curtain wall




system. Another tile has a longitudinal rib down the center. Both patterns are recessed to give a constantly changing shadow pattern. *Owens-Illinois, Toledo, Ohio*

CIRCLE 302 ON INQUIRY CARD


COPPER PROTECTANT

A protective coating system for copper and copper alloys which promises to last indefinitely in indoor applications consists of a silicone primer and acrylic topcoat. Two methods of applying are possible; thermosetting for shop-finishing, and air-drying for metal already installed. Double layers of each material may be used for objects that receive heavy use, and



two silicone solutions by Union Carbide Corp. are available for different needs. The picture, taken after three years exposure, shows the difference between the new system and a nitrocellulose lacquer. *International Copper Research Assoc., Inc., 1271 Ave. of the Americas, New York 20, N. Y.*


CIRCLE 303 ON INQUIRY CARD
more products on page 194



Haley Funeral Home, Highland Park, Michigan. Architect: Birkerts and Straub, Birmingham, Michigan. Contractor: J. Fred Steyer Roofing Co., Detroit, Michigan.



Alexander Memorial Arena Building, Georgia Tech. Architect: Aeck Associates, Atlanta, Ga. Contractor: R. F. Knox Company, Inc., Atlanta, Ga.



Arena Stage, Washington, D.C. Architect: Harry Weese, Chicago, Ill. Contractor: The Mathy Company, Washington, D.C.

"...THE VERY OLD BECOMES THE VERY NEW." Thus the late Frank Lloyd Wright described Follansbee Terne Roofing. It does seem a singularly apt characterization, for the material's functional integrity is matched by an almost unique affinity to the contemporary idiom. Terne's finest testimonial is the roster of distinguished American architects who have recently specified it for major projects. May we send you further information?


Follansbee is the world's pioneer producer of seamless terne roofing




FOLLANSBEE STEEL CORPORATION

Follansbee, West Virginia


For more data, circle 66 on Inquiry Card





OUTSTANDING NEW HIGH SCHOOL INCORPORATES
 ALL MODERN FEATURES—INCLUDING
Streamline[®] COPPER TUBE AND FITTINGS—
 FOR BOTH SUPPLY AND DRAINAGE PLUMBING

Architect: Frederick E. Wigen Architect & Associates, Inc., Saginaw, Michigan
Mechanical Engineering Consultants: Hyde & Bobbio, Inc., Detroit, Michigan
General Contractor: Consolidated Construction Company—Bay City, Michigan
Mechanical Contractor: Budd-Eurich Plumbing & Heating—Saginaw, Michigan




This striking new \$2.5 million dollar Community High School in Bridgeport, Michigan, is completely modern . . . inside and out. Built to accommodate 1500 students, the school employs all modern educational aids . . . closed circuit television . . . language laboratories . . . and adjustable classroom areas. This new school has been classed as one of the most outstanding in the nation to be constructed in recent years. The plumbing is as modern as the teaching methods because both the supply and drainage systems were fabricated from Streamline copper tube and solder type fittings. Copper costs no more than rustable materials and the school will enjoy a lifetime of dependable service. All windows, curtainwalls, and entrances were supplied by Valley Metal Products Company, a subsidiary of the Mueller Brass Co.



MUELLER BRASS CO.
 PORT HURON 8, MICHIGAN

For more data, circle 67 on Inquiry Card

Natco black Glazed Velour Brick was used in the exterior design of the Split Ballbearing plant (Division of Miniature Precision Bearings, Inc.) in Lebanon, N.H. The architect was Carl Koelb & Associates, Weston, Mass.; General Contractor—R. E. Bean Construction Co., Keene, N.H.



Your building
will look new
forever

if it's constructed of NATCO Ceramic Glazed Face Brick

The Split Ballbearing plant in Lebanon, New Hampshire, was built in 1958. In 1959, it was awarded one of *Factory Magazine's* coveted "Top Ten" industrial plant awards.


Today, almost five years later, the exterior brick walls look just as good as the day they were completed. The reason? These walls are constructed of Natco Ceramic Glazed Face Brick.

Dirt and grime cannot cling to mar the building's beauty because Natco glazed brick has a hard, ceramic glazed finish. Colors cannot fade because they are permanently "fired in," and the clean, sparkling finish will last for the life of the building.

Why not insure lasting beauty and utility in your new building . . . with durable Natco Ceramic Glazed Face Brick?

natco
corporation

GENERAL OFFICES: 327 Fifth Avenue, Pittsburgh 22, Pa. BRANCH SALES OFFICES: Boston
Chicago • Detroit • Houston • New York • Philadelphia • Pittsburgh • Syracuse • Birmingham,
Alabama • Brazil, Indiana • IN CANADA: Natco Clay Products Limited, Toronto, Ontario



Natco Ceramic Glazed Velour Face Brick is furnished in Standard Size, in a variety of pleasing colors, plus black and white.

Available in Standard ($2\frac{1}{4}'' \times 3\frac{3}{4}'' \times 8''$), Norman ($2\frac{1}{4}'' \times 3\frac{5}{8}'' \times 11\frac{5}{8}''$) and Jumbo ($2\frac{3}{4}'' \times 3\frac{3}{4}'' \times 8''$) sizes. For more complete information about the many attractive colors that are available in smooth, velour and speckled finishes, write for catalog CGB-50.

For more data, circle 68 on Inquiry Card



ST. FRANCIS GENERAL HOSPITAL
and REHABILITATION INSTITUTE
PITTSBURGH

Architects:
SCHMIDT, GARDEN & ERIKSON
Chicago

Linen Supplier:
EAGLE LINEN SERVICE, INC.
Pittsburgh



Linen Supply Service solved a \$300,000 problem for St. Francis General Hospital

Spend \$300,000 for a new laundry, when the *real need* was expanded and improved facilities for patient care? This was the problem facing Pittsburgh's St. Francis Hospital in enlarging its capacity to 740 beds. The solution was found in linen supply service. Thus, the funds otherwise required for a new laundry were utilized to expand and improve direct patient care.

Now, St. Francis Hospital leases some 80 different linens, garments and other cotton goods. These items

range from bedsheets to surgeons' masks. In a typical month, St. Francis General uses some 300,000 of these articles—all on a rental basis.

Check your local linen supplier to find out how much better hospitals and other institutions you design can operate with linen supply, and how much more planning freedom such service gives *you*. You'll find the name of your linen supplier listed in the Yellow Pages under "Linen Supply" or "Towel Supply."

ARCHITECTS

FREE BOOKLET. Case histories and suggestions for designing the most efficient linen supply services into schools, hospitals, restaurants and motels are available. Mention booklet(s) wanted.



Linen Supply



Association of America

and National Cotton Council • P.O. Box 2427, 975 Arthur Godfrey Road, Miami Beach 40, Florida



For more data, circle 69 on Inquiry Card

NEW SHAPES IN



DAYLIGHTING!

NOW ... UNLIMITED DESIGN IDEAS WITH STANDARD SKYDOME® SKYLIGHTS

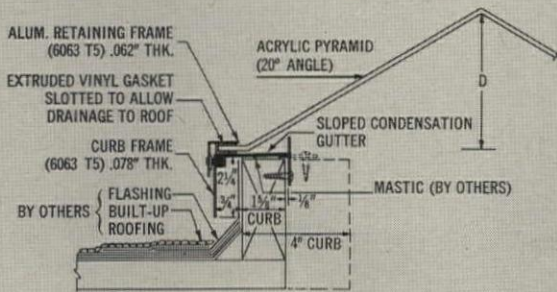
Cyanamid offers a versatility in daylighting never before available with standard skylights. Now, you can create a star of daylight over a lobby, a ring of sunshine over a cafeteria, a brilliant diamond over an auditorium.

You can custom design distinctive new motifs in daylighting by combining these new units with standard square, rectangular or circular Skydome skylights. And you can achieve dramatic, yet efficient interior lighting effects at a cost much less than that of specially designed skylights. Like all Skydome units, these new models provide brighter work areas, permit fuller use of floor and wall space and trim electric lighting costs.

Design combinations of standard Skydome units are limitless. Ceilings become more exciting, roofs can do more than just keep rooms warm and dry. Whatever the situation, daylighting can be an integral, contributing design element in any building. Here are a few ideas:

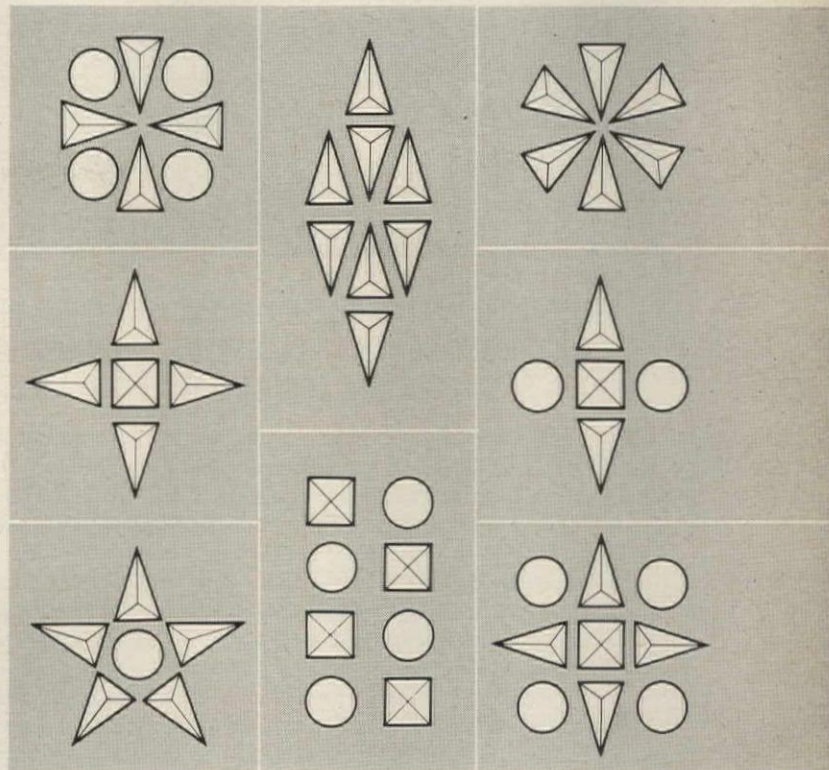
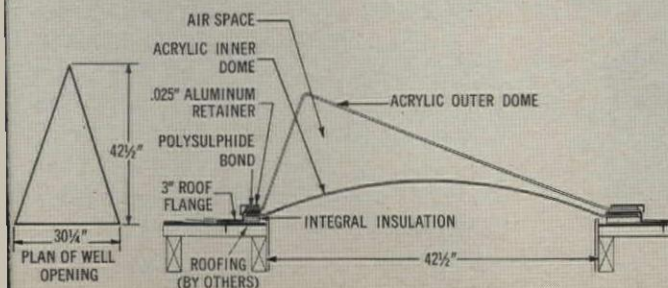
NEW PYRAMID DOME

Add a bright new design element with this Skydome pyramid unit. This skylight was originally produced as a custom unit. However, as a result of a survey among architects, it has been modified to include additional advanced design features and is now available as a standard item in the Skydome line. Installs on 1½" or 4" curb. 9 sizes. Available in clear, white, or dense white acrylic in durable aluminum frame.




NEW SELF-FLASHING DORMER DOME

This new Skydome unit provides an attractive, efficient method of bringing daylight through both flat and sharply pitched roofs. Double dome design. Features permanent watertight bonding at all critical points and a 3" aluminum nailing flange for fast, easy installation. The dead air space between the domes provides thermal insulation and eliminates condensation. 30¼ x 42½ size. Both inner dome and outer dome available clear or white.



For complete specifications, see Sweet's Architectural File 20a/Am or Sweet's Industrial Construction File 15c/Am, or write Cyanamid.



SKYDOME®

ACRYLIC SKYLIGHTS

BUILDING PRODUCTS DIVISION • AMERICAN CYANAMID COMPANY

CYANAMID 5 Bay State Rd., Cambridge 38, Mass.


For more data, circle 9 on Inquiry Card

Product Reports

continued from page 186

ENAMEL MURALS

Murals executed in porcelain and/or vitreous enamel on metal can be used for interior and exterior walls, eleva-




tor doors, wall panels and table tops. A contract series has 20 basic designs which can be interchanged and varied in color and size. Designs can also be made to special order. *Jedwabnik, Kinigstein and Padwee, 130 W. 57th St., New York 19, N.Y.*

CIRCLE 304 ON INQUIRY CARD

CLASSROOM FURNACES HAVE AIR CONDITIONING PLENUM

Individual classroom furnaces installed in closets between rooms are equipped with plenums which would make conversion to year-around air conditioning simple and relatively inexpensive. The plenums are extensions of the furnace casing and in



winter serve as warm air supply plenums. In converting the furnace, an evaporator coil and coil base would simply slide into the plenum. *American Furnace Co., St. Louis 10, Mo.*

CIRCLE 305 ON INQUIRY CARD
more products on page 202

**REZNOR'S
GREATEST
FIRST... IN
HEATING**

THERMOCORE

THERMOCORE SERVES ALL HEATING APPLICATIONS, DUCTED, NON-DUCTED AND COMBINATION SYSTEMS. SIMPLIFIES DESIGNING, SPECIFYING, ORDERING AND INSTALLING.

Yes, it's another revolutionary authentic Reznor first. It's THERMOCORE! Everything starts with THERMOCORE—the heart of the heat! Arrangements of THERMOCORE with standard components (pre-engineered packages) fill any need for in-the-space unit heating or remote installation for ducted systems. In fact, THERMOCORE is the master heating core of all Reznor gas heating systems. Capacities to 400,000 Btuh . . . larger sizes by combination. THERMOCORE'S heat exchanger design provides the optimum of hot gas flow-control and heat transfer to the system . . . an all-welded integral unit. THERMOCORE is completely moist-resistant throughout to insure long life. THERMOCORE is equipped with a pull-out burner drawer for easy servicing. THERMOCORE leads the way in heating progress. Competitively priced. First in quality!

Look for REZNOR in the Yellow Pages and write for our new THERMOCORE Catalog No. 63 today.

REZNOR MANUFACTURING CO.
DEPT. AR-1, MERCER, PENNSYLVANIA
A Subsidiary of BELL & GOSSETT CO.




For more data, circle 71 on Inquiry Card



air condition an entire
multi-room unit with one

APARTMENT Seasonmaker®

Oak Hall Apartments, Kansas City, Mo. Owner: John A. Moore Realty Co. Architect: Ira Sutton & Associates. Consultant Architect: Alonzo H. Gentry. General Contractor: Winn-Senter Construction Co. Mechanical Contractor: A. D. Jacobson Plumbing & Heating Co. Consulting Engineer: Massaglia-Neustrom-Middleton.



Gracious living means air conditioning, and for the residents of the beautifully appointed, 164-unit Oak Hall Apartments in Kansas City, Missouri, the ultimate in living comfort is provided by McQuay Apartment Seasonmakers. Offered in answer to a challenge, the Apartment Seasonmaker combines the simplicity of a fan coil unit with the advantages of a central station system—a design in contrast. Ultra-quiet but delivering full rated capacity, compact but flexible, durable with true economy, the McQuay Apartment Seasonmaker was designed in four sizes—800, 1200, 1600, and 2000 cfm—to completely air condition the entire multi-room unit . . . and with individual control. At Oak Hall, or in any apartment building where only the best is good enough, the premium quality and performance of McQuay Apartment Seasonmakers are perfectly matched to the high standards of good building for good living. See your McQuay representative, or write McQuay, Inc., 1605 Broadway N.E., Minneapolis 13, Minnesota.



The Apartment Seasonmaker is installed out of the way but in an easily accessible space of its own, as shown above.

McQuay INC.
MEANS QUALITY




AIR CONDITIONING • HEATING • REFRIGERATION

MANUFACTURING PLANTS AT FARIBAULT, MINNESOTA • GRENADA, MISSISSIPPI • VISALIA, CALIFORNIA

For more data, circle 73 on Inquiry Card

A CHALLENGE AND NEW YORK'S EAST RIVER



The East River Urban Renewal Area is bounded by East 106th Street, the Franklin Delano Roosevelt Drive, East 111th Street and First Avenue. It contains 22.2 acres. The solution will be based on creative provision for middle income housing, integrated with necessary schools, retail shopping, including development of river front and other facilities for recreation.

OPPORTUNITY TO DESIGN URBAN RENEWAL PROJECT

in the 5th ANNUAL \$25,000 RUBEROID DESIGN COMPETITION

The winning concept will receive primary consideration by the City of New York Housing and Redevelopment Board and Project Sponsor for use in construction.

The subject of the 5th Annual Ruberoid Competition will be the design of the East River Urban Renewal area, a project of the Housing and Redevelopment Board of New York City now ready for planning. The Competition will offer a total of sixteen prizes, nine open to all entrants with a grand prize of \$10,000 and seven for students only, with a first prize of \$2,000.

Adding an exciting new dimension to the Competition is the fact that the Housing and Redevelopment Board will consider the winning concept for adoption and selection of the winning architect in the execution of the project.

A prospectus containing the complete program eligibility rules, etc. is available on request. It has

been approved by the A.I.A. Committee on Awards and Competitions.

The Competition will be judged by a jury of distinguished architects and city planners with Mr. B. Sumner Gruzen, F.A.I.A., Kelly & Gruzen, New York as Professional Advisor.

For a prospectus containing full details, send the coupon.

The RUBEROID Co.
P.O. Box 129, New York 46, N. Y.

Dept. 203

I intend to enter the Fifth Annual Design Competition.
Please send me a copy of the program.

Name _____

Firm or School _____

Address _____

City _____ Zone _____ State _____

Entrants are requested to register prior to May 15, 1963
Competition closes June 29, 1963

RUBEROID®

The RUBEROID Co., 733 Third Ave., New York 17, N. Y.
Manufacturers of Ruberoid Floor Tile and Ruberoid Building Products.


For more data, circle 74 on Inquiry Card

Product Reports

continued from page 194

UPHOLSTERY FABRICS

Stripes and the handwoven-look are important in new upholstery fabrics of wool, nylon and linen. Shown is the *Bangkok Stripe* of intense colors designed to co-ordinate with the solid and two-tone fabrics introduced last year. Neutral and muted shades are available in other fabrics. All have an acrylic backing and *Scotchgard* stain




repeller finish. *Knoll Assoc., Inc., 320 Park Ave., New York 22, N.Y.*

CIRCLE 306 ON INQUIRY CARD

PREFAB CABINET DOORS

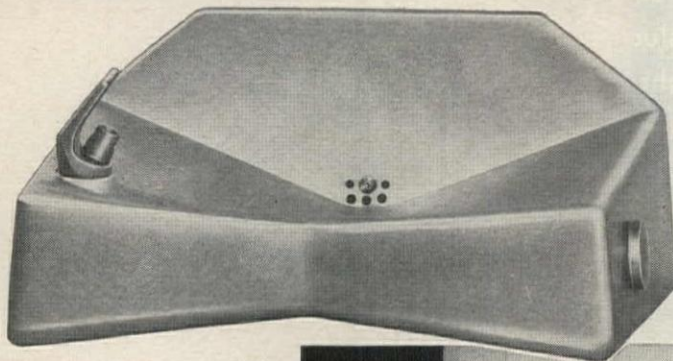
Unifront cabinet system consists of factory-made door fronts and drawer units which are attached to cabinet boxes made and installed on site. Dowel holes in each door frame as-



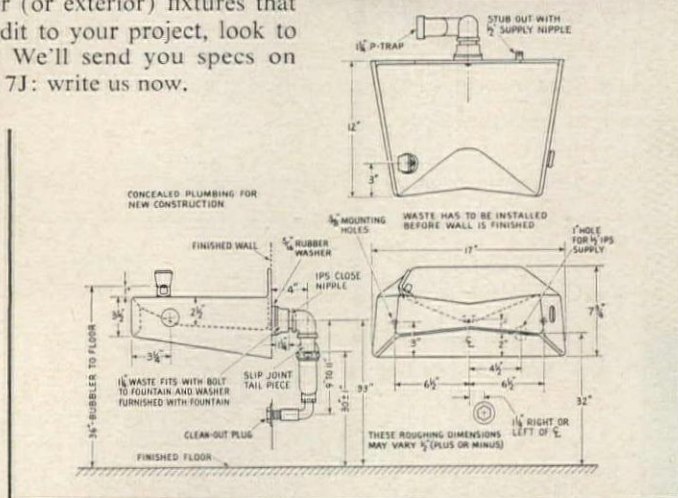
sure proper alignment, strength and rigidity. The door and drawer assemblies come in a variety of heights and widths, suitable for use in many rooms of a house. *Belwood Industries, Ackerman, Miss.*

CIRCLE 307 ON INQUIRY CARD

something different in Anodized Aluminum



From every angle this Haws drinking fountain breathes distinction that matches your own distinctive ideas. It's cast aluminum, hard anodized to a permanent, abrasion-resistant, muted bronze color—with new push-button valve and sanitary angle stream bubbler. If you desire interior (or exterior) fixtures that do credit to your project, look to Haws! We'll send you specs on Model 7J: write us now.



Since 1909

HAWS

DRINKING FOUNTAINS

products of

HAWS DRINKING FAUCET COMPANY

General Offices: 1441 Fourth Street • Berkeley 10, California
Export Dept.: 19 Columbus Ave., San Francisco 11, Calif., U.S.A.

For more data, circle 75 on Inquiry Card

TAPED-ON HARDWARE

An instantly adhering, long lasting adhesive tape called *Quik-Mount* allows flat door trim to be applied to all metal, wood, plastic and glass doors. *Brookline Industries, Inc., 8600 S. Chicago Ave., Chicago 37, Ill.*

CIRCLE 308 ON INQUIRY CARD

ZINC AND EPOXY PREVENTS RUST

Devcon Z, a combination of 95 per cent zinc and 5 per cent epoxy binders, protects iron and steel surfaces by both sealing out moisture and pre-



venting corrosion by galvanic action if the metal becomes exposed. The coating comes in a single container and can be applied by brush, spray, roller or dip. It is reported to be as effective as hot dip galvanizing. *Devcon Corp., Danvers, Mass.*

CIRCLE 309 ON INQUIRY CARD


more products on page 214

For more data, circle 76 on Inquiry Card

NEW!


Exclusive 55° Angle Lighting Louver Diffuser

Developed to meet today's and tomorrow's higher lighting levels—For use in Individual fixtures, Modular or Large Area illumination with unexcelled diffusion—Developed to meet and exceeds IES-NEMA SPI joint specifications for stabilized styrene—True translucent white and a wide range of colors—Light weight for easy handling, installation and maintenance—Dimensionally stable—Low cost—Available in 45° and 42° shielding also.



CELL OPENING:
13/32" x 13/32" x 1/2" HIGH

55°



Light shielding louvers is our one and only most important product, developed, designed and manufactured by American Louver, consultants to the lighting industry since 1939, assuring you the finest in Plastic Louvers.

For pertinent facts on American louvers, write for bulletin 33am and new 3 color catalog—Just off the press.

*When Specifying!!!
you can depend on
American Louvers...*

american louver company

4240 N. SAYRE AVENUE • CHICAGO 34, ILLINOIS

\$300

PER SQ. FT.

COST OF NEW HOSPITAL WALL SYSTEM

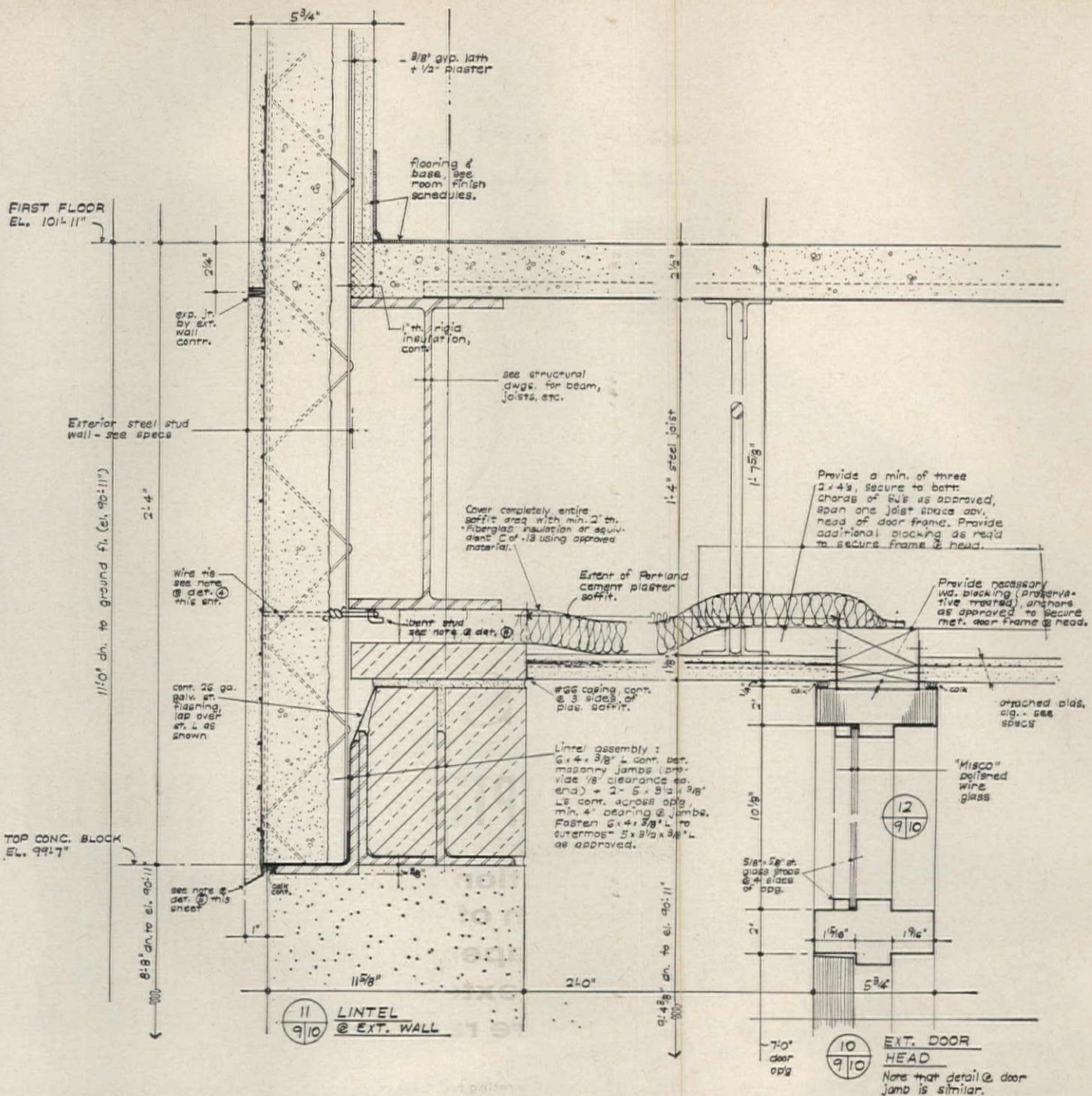
new construction method utilizes simple system of metal studs, KEYMESH® Paperbacked Lath and spray-on exterior wall; gets 2-hour fire rating.*

*This wall meets the 2-hour fire rating for hospitals.

Architectural and engineering ingenuity create an exciting new development in low-cost wall construction for buildings where fire safety is a prime factor. Schools, hospitals, offices and valuable industrial buildings can all use this method of construction—utilizing Keymesh Paperbacked Lath—profitably. Wall surface is flexible to meet any design requirement: Texture, color and finish. For complete information about applying this simple system to your next job, call your Keystone representative, or write

KEYSTONE STEEL & WIRE COMPANY • Peoria, Illinois

MAKERS OF KEYCORNER • KEYSTRIP • KEYWALL • KEYMESH® AND
KEYMESH PAPERBACKED LATH • WELDED WIRE FABRIC • NAILS



Eureka Hospital addition,
Eureka, Illinois

Architect: Evan A. Thompson, A.I.A., of
Foley / Hackler / Thompson / Lee, Peoria, Ill.

Plaster Development: L. H. Hobson,
Plaster Development Center, Chicago, Ill.

Mechanical Engineer: S. Alan Baird, Peoria, Ill.

Structural Engineer: Edwin A. Lampitt, Peoria, Ill.

General Contractor:

O. Frank Heinz Construction Co., Inc., Peoria, Illinois

Plastering Contractor:

J. J. Kinsella & Son, Peoria, Ill.

(Note: Construction costs in Eureka, Ill., are approximately
the same as those in Chicago, a high-cost construction area.)



For more data, circle 77 on Inquiry Card



SUPER-STRENGTH MOISTURE BARRIER

Punch it, poke it, crunch it . . . Moistop resists rips or tears under all kinds of job-site beating, assures an impenetrable barrier (perm rating 0.15) against moisture migration through floors — forever! Combines the inertness of polyethylene film with the toughness of reinforced, waterproof Sisalkraft. Comes in 1,200 sq. ft. rolls 72", 84", and 96" wide, lays down fast over areas prepared for concrete slabs on grade or basement floors and crawl spaces in homes. Exceeds FHA Minimum Property Requirements. Check complete specifications in SWEET'S Architectural File, 8h/AM. For sample, write: American Sisalkraft Company, Attleboro, Mass.

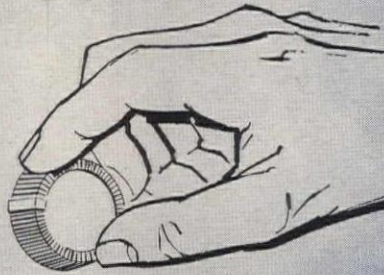
MOISTOP REINFORCED PAPER
+ POLYETHYLENE

A DEVELOPMENT OF AMERICAN SISALKRAFT COMPANY/DIVISION OF ST. REGIS PAPER COMPANY

For more data, circle 78 on Inquiry Card

DIAL ANY ILLUMINATION LEVEL

WITH THE NEW
ADVANCE
FLUORESCENT
DIMMING
SYSTEM



95% RATED LAMP OUTPUT!

Now control lighting levels from full brightness to soft glowing interiors as the situation demands. This new ADVANCE Fluorescent Dimming System gives fluorescent lighting unlimited applications in stores, restaurants, offices, auditoriums, schools, conference rooms and churches . . . by providing a new range of dimming control (500 to 1) with 95% of rated lamp output.


The ADVANCE Fluorescent Dimming System incorporates two solid state semi-conductors in its auxiliary and permits 12, 40-watt Rapid Start lamps to be operated at full brightness from one dimming auxiliary.

Contact your ADVANCE Ballast Representative or write for Bulletin No. 1227.



For more data, circle 79 on Inquiry Card

Because Architects asked for it—
we designed this



FRAME SHOWN HERE
DESIGNED TO TAKE
METAL INTERIOR CASINGS
CONVENTIONAL FRAMES
AVAILABLE



World's Largest Apartment House (1321 units)
Ebbets Field Apartments, Brooklyn, N. Y.
Architects: Brown & Guenther
Contractor: H. R. H. Construction Corp.



World's Tallest Hotel (50 stories)
Americana Hotel, New York, N. Y.
Architects: Morris Lapidus, Harle & Liebman
Contractor: Diesel Construction Co.



785 Fifth Avenue Apartments, New York, N. Y.
Architects: Emery Roth & Sons
Contractor: Fisher Bros.



DEPENDABLE

QUALIFIES UNDER DH-A2 SPECIFICATION
Approved for Mitchell-Lama Housing under New York
State Division of Housing and Community Renewal

Better-operating, stronger ; sturdier aluminum window

for Apartments, Hotels, Motels and College Dormitories

Cupples SERIES 300

**DOUBLE-HUNG ALUMINUM WINDOW
COSTS A FEW DOLLARS MORE BUT ITS
HEAVIER SECTIONS AND EXTRA STRENGTH
PAY DIVIDENDS IN EXTRA YEARS OF
TROUBLE-FREE SERVICE**

You told us you wanted an aluminum window that would be strong enough, tough enough to stand up and perform better under the rough, hard treatment of apartment house, hotel, motel or college dormitory use.

Well here it is—your window—Cupples new "Series 300" double-hung aluminum window. Ready for your toughest or most exacting residential window jobs.

The Cupples, "Series 300" double-hung window wasn't designed down to a price, or to fool bargain hunters. Instead, it was designed to do a job—a big job—to satisfy a long felt need. However, even with its heavier tubular sections, better weather-tightness and foolproof operating qualities, you'll find it economically priced — only a few dollars more (*approximately \$3 to \$4*) than the cheapest residential windows. It's a worthwhile investment that will continue to pay dividends for many years to come.

Before you specify or order windows for your next job be sure to investigate the Cupples "Series 300" double-hung window. Remember, too, that when you deal with Cupples you get **DEPENDABILITY** of product, quality, service, delivery and the Company behind the product (Cupples is a division of ALCOA). Our representative will be glad to consult with you at your convenience. Write for full size details. Address Dept. AR-31.

CUPPLES PRODUCTS CORPORATION

A Division of Aluminum Company of America
2650 SO. HANLEY ROAD, ST. LOUIS, MO.
815 W. SIXTH STREET, CORONA, CALIF.



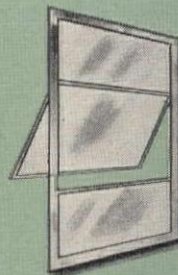

ALCOA

CUPPLES PRODUCTS DIVISION
ST. LOUIS, MO.

OTHER *Cupples* BUILDING PRODUCTS FOR
USE IN APARTMENTS, HOTELS, DORMITORIES

CUPPLES SERIES 1100 SLIDING GLASS DOORS

For rooms leading to balcony or terrace. Beautiful Alumilite finish. Extra strong, sturdy construction with tubular vertical rails. Adjustable ball bearing rollers. Interlocking meeting rails plus double wool pile and vinyl weatherstripping. In 2, 3 and 4 door units from 6 ft. to 20 ft. widths. Sliding screens available.

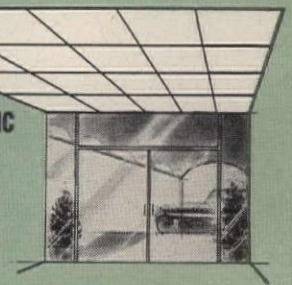


CUPPLES SERIES 600 PROJECTED WINDOWS

These strong, sturdy projected windows will take hard usage for many years. All horizontal rails in frame and sash are tubular for extra rigidity and strength. Adjustable, patented 4-bar operator mechanism. White bronze hardware. $\frac{3}{8}$ " glass rabbit. Interior or exterior metal snap-in bead glazing optional.


CUPPLES ALUMI-COUSTIC CEILING GRID

For luminous or acoustical ceilings in the lobby, in kitchens and bathrooms. Inexpensive. Easy to hang aluminum grid. Holds 2' x 2' or 2' x 4' panels.



CUPPLES ENTRANCE DOORS

New "40 line" of stock units combine beauty with flexibility of design and simplified installation. Choice of hardware locks and door closers.



Why were Flexalum Twi-Nighter® venetians chosen for the 8,200 windows of the new Equitable Life Assurance Society Building?

It wasn't just because they submitted the lowest bid

It was because Flexalum offered two unique skyscraper modifications that complement the lines of curtain-wall buildings. How? By not having any tapes visible from the outside (we hide them behind the mullions) ... and by limiting the tilt cycle, only the special grey exterior tone is visible from the outside. A special off-white was chosen for the inward side of the slats. (The tapes are also 2-tone.) Flexalum's skyscraper modifications fully integrate the venetians with the design of the building.



Flexalum Twi-Nighters seldom, if ever, need repairs, look new longer and don't have to be pampered. They're backed by a 5-year Bonded Guarantee. All things considered, maybe the Flexalum Dealer did submit the lowest bid ... by far.

For information on skyscraper modifications, write to Bridgeport Brass Co., Hunter Douglas Division, 30 Grand Street, Bridgeport, Conn.

Flexalum® Twi-Nighter Special-Purpose Venetians

For more data, circle 81 on Inquiry Card

**Not a boast...
but an acknowledgement of
the obligation of leadership**



SQUARE D SELLS MORE PANELBOARDS THAN ANY OTHER MANUFACTURER

• There are three reasons for Square D's predominance in the panelboard field...

First, the line is complete. Whether the requirement calls for AC or DC or both; lighting or power distribution or both; fusible or circuit breaker; plug-in or bolted construction; Square D has the right panelboard for practically any given job.

Even more important is the quality which

is built into every Square D panelboard—difficult to define but a very important combination of many details.

Availability is always an important factor—and here Square D rates especially high. Regional manufacturing and assembly facilities for "specials," combined with a national network of stocking distributors for standard panels, provide exceptional delivery and service.


**write for Bulletin SD-126. It tells the quality story in detail
Square D Company, Mercer Road, Lexington, Kentucky**



SQUARE D COMPANY

wherever electricity is distributed and controlled

For more data, circle 82 on Inquiry Card



FIRE ON EIGHT!

(and why it didn't spread)

This is a true story, as can be attested to by fire department records, and by two firemen who were nearly killed. Almost assuredly, many would have died if it had not been for the fire protection. This case history shows you how the fire protection you specify actually does work when a fire breaks out.

On August 20, a fire broke out on the eighth floor of an unfinished high rise building in a booming port city. (We are omitting the building name and location at the request of interested parties.)

Over 60 firemen raced to the scene. Because standby pipes hadn't been connected, firemen had to climb more than 100 feet up swaying ladders with heavy hoses that writhed like snakes as water under tremendous pressure coursed through them.

Once on the eighth floor, the firemen trained their hoses on flames roaring through wood partitions that divided a temporary office. After 42 minutes, and after two men had been overcome by heat and smoke, the fire in a temporary office was under control. Under control because the fire stayed put, burning *only* on the eighth floor!

Inspection the following day revealed a number of curious things. The heat was so intense that "incombustible" tiles stored on the floor and in place on the ceiling were burnt to ashes. Typewriters were melted down into metal lumps. Steel stud partitions were warped beyond salvage. Steel channels for the suspended ceiling were completely collapsed.

Yet on the floor of the ninth floor—*inches* above this holocaust—the paint on electrical junction boxes wasn't even scorched.

The reason: $\frac{7}{8}$ " of Zonolite spray-on, direct-to-steel Mono-Kote on the deck and $1\frac{1}{8}$ " Zonolite Plaster Aggregate and gypsum on metal lath on the beams.

On the eighth floor, less than 1% of the Mono-Kote had come off. This small loss was caused by warping of steel braces which had been sealed to the deck. As the fire warped the braces out of shape they fell and pulled the Mono-Kote that had covered them away. If the braces had been more securely fastened, every bit of Mono-Kote would have stayed in place.

The key to the successful containment of the fire was this: the fire protection was on the steel, where it is needed. A fire-resistant suspended ceiling would have been no good, because much of the fire was between the suspended ceiling and the real ceiling. Even if the ceiling had been completed—of fire-rated ceiling tile—it still would offer no protection from fire breaking out between the suspended ceiling and the real ceiling, because the metal that suspends the ceiling is vulnerable. (Remember the collapsed steel channels? They would have dumped fire-rated tiles right on the floor, and the fire would have consumed the whole building.)

Be sure your fire protection is where it belongs: directly on the steel. It can mean the difference between a contained fire and a deadly inferno.

Our technical bulletin PA-53 gives you detailed information about the spray-on, direct-to-steel fireproofing, Mono-Kote. Write:

ZONOLITE COMPANY
135 SO. LA SALLE STREET □ CHICAGO 3, ILLINOIS


For more data, circle 83 on Inquiry Card

Product Reports

continued from page 202

WOOD VENEER PANELS

Designed especially to meet Class 1 fire codes, *Fyretch 100* hardwood wall panel has an incombustible core made of inorganic fibers. The lightweight, waterproof panel is available in any veneer in sizes up to 5 by 12 ft. *Technoply Div., Industrial Plywood Co., Inc., 182-190 Liberty Ave., Jamaica 33, N.Y.*




CIRCLE 310 ON INQUIRY CARD

ACOUSTICAL CEILING SUSPENSION SYSTEM

Instand Grid acoustical ceiling suspension system has only three components; 12-ft-long main beams, 8-ft-long cross tees and 8-ft-long intermediate cross tees. The interlocking beams need no lock joints, hooks, clips or tabs. Using main beams and cross tees, 2- by 4-ft and 4- by 4-ft modules can be formed. By adding intermediate cross tees, a 2- by 2-ft module can be formed. *Flangeklamp Corp., 1971 Abbott Road, Buffalo 18, N.Y.*

CIRCLE 311 ON INQUIRY CARD



82 Years of Reliability . .

*When you see this symbol
it is your assurance of
service, quality and stability*

ALUMINUM and STEEL

WINDOWS, Curtain-Wall Systems and Associated Products

The **WILLIAM BAYLEY** Company

Springfield, Ohio

Representatives in All Principal Cities

SPRINGFIELD, OHIO
1200 WARDER ST.
Area Code — 513
FAirfax 5-7301

NEW YORK 16, N.Y.
280 MADISON AVE.
Area Code — 212
MUrray Hill 5-6180

District Sales Offices:

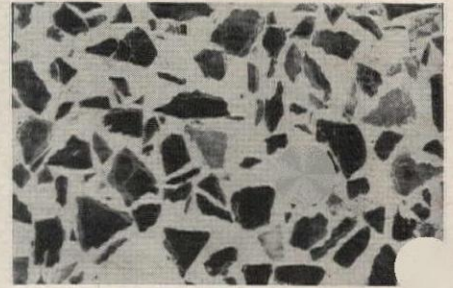
CHICAGO 2, ILL.
105 W. MADISON ST.
Area Code — 312
RAnolph 6-5996

WASHINGTON 5, D.C.
1426 "G" ST., N.W.
Area Code — 202
STerling 3-3175

For more data, circle 84 on Inquiry Card

THIN-SETTING TERRAZZO

Novalite, thin-setting terrazzo, is a mixture of powders, marble chips and resin that gives a true white and pas-



tel colors previously unattainable in the product. It can be installed as thin as $\frac{3}{8}$ in. over almost any subfloor. *Selby, Battersby & Co., Inc., 5220 Whitby Ave., Philadelphia 43, Pa.*

CIRCLE 312 ON INQUIRY CARD

NEOPRENE-LEAD SHEET


Pliable neoprene-lead sheeting has one-third the radioactive absorption capacity of pure lead sheet of the same thickness and little more than one-third the weight of the pure lead. The flexibility makes it readily adaptable for protective wrapping. Pads made of the material, called *RL-1736*, can be used for vibration and sound transmission control. It is available in four thicknesses. *Raybestos-Manhattan, Inc., Packing Div., Passaic, N.J.*

CIRCLE 313 ON INQUIRY CARD

GLASS RADIANT HEATER

A metallic oxide coating on the surface of a glass panel armored with glass fibers produces radiant heat in a residential ceiling heater. A single panel will heat an area about 50-ft square and costs about \$30. *Corning Glass Works, Corning, N.Y.*

CIRCLE 314 ON INQUIRY CARD
more products on page 218



HUNTINGTON

... where research leads to better products

HUNTINGTON LABORATORIES

Huntington, Indiana

Philadelphia 35, Pennsylvania • In Canada: Toronto 2, Ontario

YOU SPECIFY THE FLOORING!

Let him

SOLVE THE MAINTENANCE PROBLEMS

Shoes are murder.

Stiletto-like high heeled slippers. Dress shoes. Work shoes. Day in and day out, they'll pound any flooring you specify . . . grinding in abrasive dust, dirt, even gravel . . . robbing it of its appearance and condition . . . leaving behind the scars of time and traffic.

How do you protect your building *and* your reputation against these floor-killers? Simple. Just hand over your floor maintenance worries and headaches to the gentleman behind the drum. He'll love it. Solving floor maintenance problems has been his way of life for an average of 19 years.

Your Man Behind the Huntington Drum has the ability and experience to create an *overall* maintenance program: for every area of your building . . . for every flooring material you specify. In his zeal, he'll even supervise the maintenance crews to make sure application is proper.

So why not call in our floor-oriented friend? Discuss with him the flooring you're about to specify, and dump the problem of its care into his lap. You'll lose a headache . . . and gain an ally.

--- FILL OUT AND MAIL THIS COUPON ---



Huntington Laboratories, Inc.
Huntington, Indiana

Gentlemen: I would like a Man Behind the Huntington Drum to call on me to discuss floor maintenance.

Ask him to leave his drum outside.)

NAME _____ TITLE _____

FIRM _____

ADDRESS _____

CITY _____ ZONE _____ STATE _____

For more data, circle 85 on Inquiry Card

Oak Hall. In this 165-unit, 12-story building each apartment has its own central air handling unit with ducted air distribution. The same gas-fired boilers that supply hot water to these units for heating also supply steam to operate a 400-ton capacity Carrier Absorption unit which delivers chilled water for cooling. **Architect:** Alonzo H. Gentry; **Consulting Engineer:** Massaglia & Associates.



**How to make apartment
air conditioning a more
attractive investment**

Regency House. Individual, thermostatically controlled, fan-coil room units provide year-round air conditioning in this 134-unit, 20-story luxury apartment. Each unit is supplied with hot or chilled water from a central plant where gas-fired boilers that supply heat, also provide steam to operate the 300-ton capacity Carrier Absorption unit for cooling. **Architects:** Tanner-Linscott & Associates; **Consulting Engineer:** James Dukelow.

Parkway Towers. Each apartment in this 160-unit, 12-story building has its own central air conditioning unit with ducted air distribution. Chilled or hot water is delivered to each unit from a central plant where a 350-ton capacity Carrier Absorption unit provides cooling with steam from the same gas-fired boilers used for heating. **Architects** (and mechanical designers): Herbert E. Duncan Associates.




Plan your next building with Gas-powered Carrier Absorption Refrigeration. Cases in point: 3 new Kansas City, Missouri apartments. 3 different owners, architects, engineers. Same problem: How to include year-round air conditioning offering better returns on investment. Solution: Compared cooling systems. Found Gas-powered Carrier systems out front for estimated owning and operating costs. Reason: Carrier Gas units are steam-powered by the same gas-fired boilers that supply heat. And gas has no equal for low-cost, trouble-free air conditioning. Before you plan your next building, get all the facts. Call your Gas Company. Or write Carrier Air Conditioning Company, Syracuse 1, New York

For heating and cooling... Gas is good business

AMERICAN GAS ASSOCIATION



For more data, circle 86 on Inquiry Card



New booklet tells how you can save on industrial and commercial construction

Here's *must* reading for every owner and architect faced with a choice between "fire-resistive" and "non-combustible" construction.

This authoritative study examines all cost factors: (1) Capital outlay for the structure, (2) Interest savings, (3) Tax benefits, (4) Insurance savings . . . tells how to achieve better fire and business protection with a lower capital investment.

Charts and tables show typical costs and savings which can be realized in an "average" factory, warehouse, shopping center and school with sprinklered, noncombustible steel deck construction.

Get your free copy, now, from: Metal Roof Deck Technical Institute, 53 W. Jackson Blvd., Chicago 4, Illinois.



METAL ROOF DECK TECHNICAL INSTITUTE

Airtherm Manufacturing Co. • Bowman Steel Corporation • Ceko Steel Products Corporation • Fenestra Incorporated • Granco Steel Products Company • Inland Steel Products Company • Macomber Incorporated • The R. C. Mahon Company • Plasteel Products Corporation • Republic Steel Corporation, Truscon Division • H. H. Robertson Company • Sheffield Division, Armco Steel Corporation • Wheeling Corrugating Company.

Metal Roof Deck Technical Institute • 53 W. Jackson Blvd., Chicago 4, Ill.

Please send me your new booklet, "The True Costs of Full Fire-Resistive Construction."

Name.....
 Title.....
 Company.....
 Address.....
 City..... Zone..... State.....

For more data, circle 87 on Inquiry Card

Product Reports

continued from page 214

PREFAB FOLDING DOORS

Factory assembled wood folding door units, complete with pre-mounted hardware, are available in a va-



riety of popular wood finishes, styles and price ranges. Also available are prefabricated by-pass door packs that cut installation time and reduce chance of error. Kennatrack Corp., Elkhart, Ind.

CIRCLE 315 ON INQUIRY CARD

PRODUCT BRIEFS

Flat cable system with adhesive back will stick to virtually any clean surface and can be used for signal, communications and control wiring. Minnesota Mining and Manufacturing Co., 2501 Hudson Rd., St. Paul 19, Minn.

CIRCLE 316 ON INQUIRY CARD

Library shelving has only three elements: the supports, shelf brackets and the shelves to give economical functional design. Reska, Inc., 983 Jefferson Ave., Buffalo, N.Y.

CIRCLE 317 ON INQUIRY CARD

Light curtain wall section allows a variety of designs using the *Slid-rol* window and any type of material to fit the dead-light areas. IDA Products, 16538 Woodward, Highland Park 3, Mich.


CIRCLE 318 ON INQUIRY CARD

Patient room wardrobes of sound-insulated steel with baked-on finish can be wall-recessed or free standing. Maysteel Products, Inc., 800 Horicon St., Mayville, Wis.

CIRCLE 319 ON INQUIRY CARD

Portable proscenium (housing curtains and lights) is made of tubular steel framework for assemblage over a portable stage. Sico Inc., 5215 Eden Ave. South, Minneapolis 24, Minn.

CIRCLE 320 ON INQUIRY CARD



Warren Central High School • Architect: Everett I. Brown Co., Indianapolis

FOLDOOR OFFERS SUPERIOR FOLDING PARTITIONS

Two pairs of Holcomb & Hoke FolDoors quickly transform this gymnasium into three separate activity areas. Along with the folding bleachers, these FolDoors provide complete gymnasium flexibility for physical training and sports activity at Warren Central High School near Indianapolis.

Each pair of these sound-insulated FolDoor partitions is 127' long and 20' high. Its attractive 27 oz. vinyl fabric was selected for its durable resistance to normal gym activity. Each complete partition weighs over 4½


tons; yet this tremendous weight is carried entirely on overhead nylon rollers, operating in FolDoor's standard 16 gauge #30 cold-formed track (see inset). It has functioned smoothly and perfectly since installed in February, 1961. It's engineered for a lifetime.

The curved track and exclusive-design ½ HP electrical operators quickly position these FolDoor halves against the end walls . . . completely removed from every spectator's line of vision. There are no glide switches, pivot

switches or manual operations. The complete cycle is quick, fool-proof, easy to control.

To the best of our knowledge, our FolDoor engineering staff is the only one to successfully design and install a folding partition of this type and magnitude. We can do the same for you . . . and stand behind it. Ask your FolDoor Distributor about his "Warranty Plus" program.

See SWEET'S ARCHITECTURAL FILE 16f/Ho for complete details and specifications on the entire FolDoor line.



Standard No. 30 contoured track and ball bearing nylon rollers provide long life and easy operation. Track is warranted for life of original installation.

HOLCOMB & HOKE MFG. CO., INC.

1545 Calhoun Street • Dept. D31 • Indianapolis 7, Indiana

Please send information on Complete FolDoor Line

Have job in planning, please call

Name _____

Firm _____

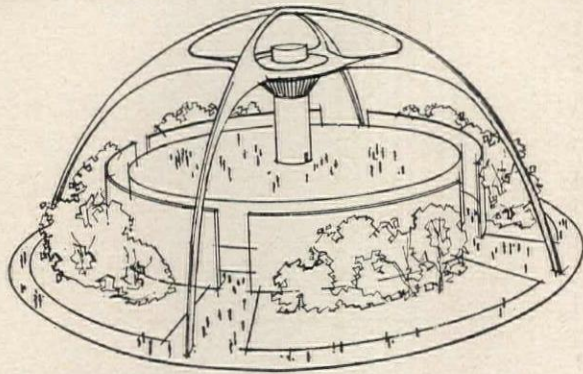
Address _____

City _____ Zone _____ State _____



For more data, circle 88 on Inquiry Card

"Theme" Building—highly distinctive focal point of the new air terminal at Los Angeles International Airport.

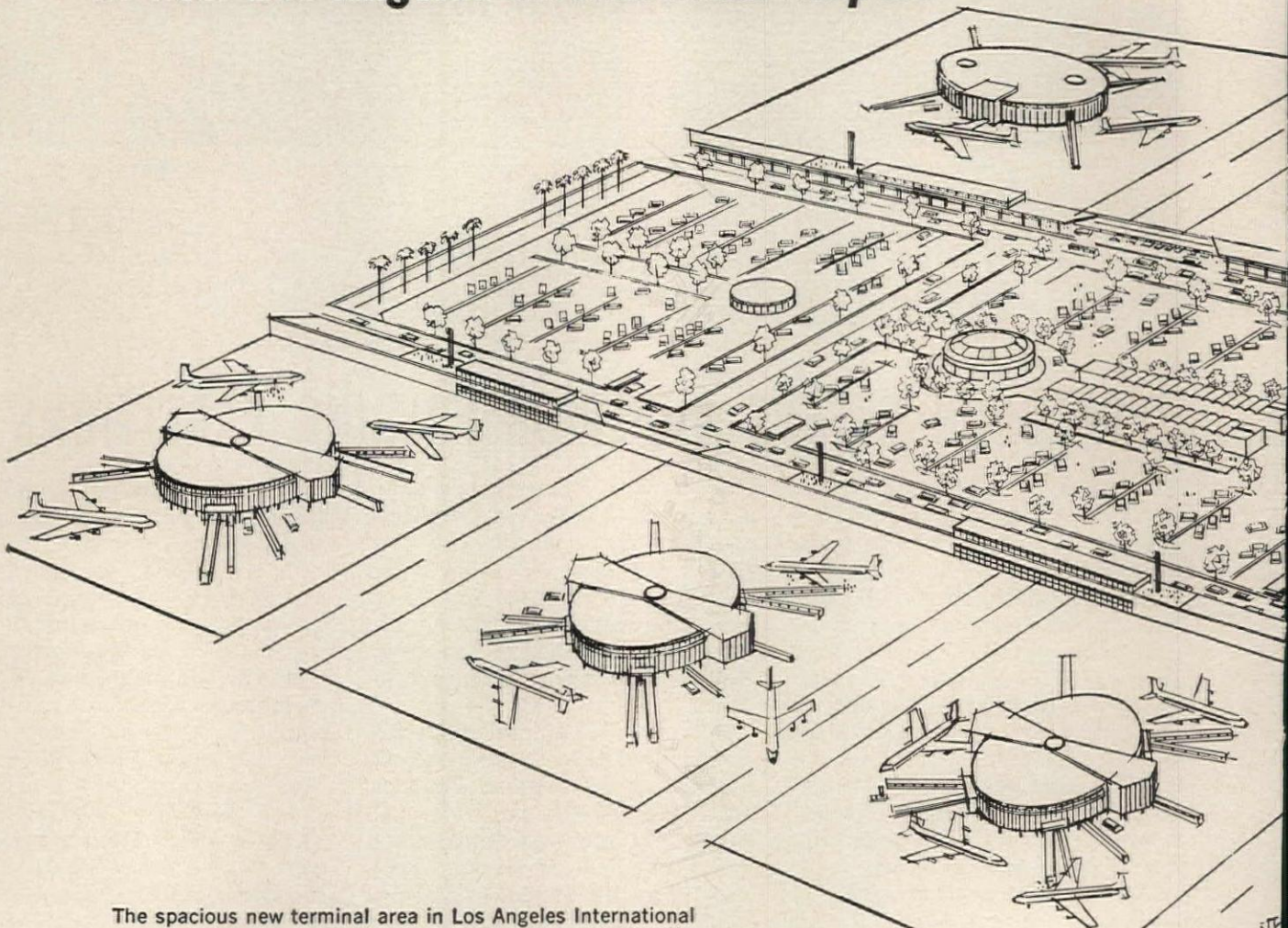


Executone sound chosen by all 17 Airlines at new Los Angeles International Airport

Every square foot of public area in terminal buildings at huge Los Angeles International Airport is within reach of clear crisp sound by Executone.

Although known as the world's first totally designed airport, the choice of sound systems was left to the individual airline tenants. And all 17 tenants chose Executone for installations designed to their own requirements!

Providing sound facilities for such a vast and



The spacious new terminal area in Los Angeles International Airport covers 265 acres, which include 5,000-car parking and over 1 million sq. ft. of building construction. 1) World's tallest control tower (172 ft.) also serves as airport administration building; 2) "Theme" building features restaurant-in-the-sky, observation decks, and shops; 3) Satellite buildings, where passengers board planes, are connected by underground passageways to the ticketing buildings; 4) Ticketing buildings have, in addition to streamlined ticket and baggage handling facilities, fine restaurants, shops, and a host of other comforts and services.

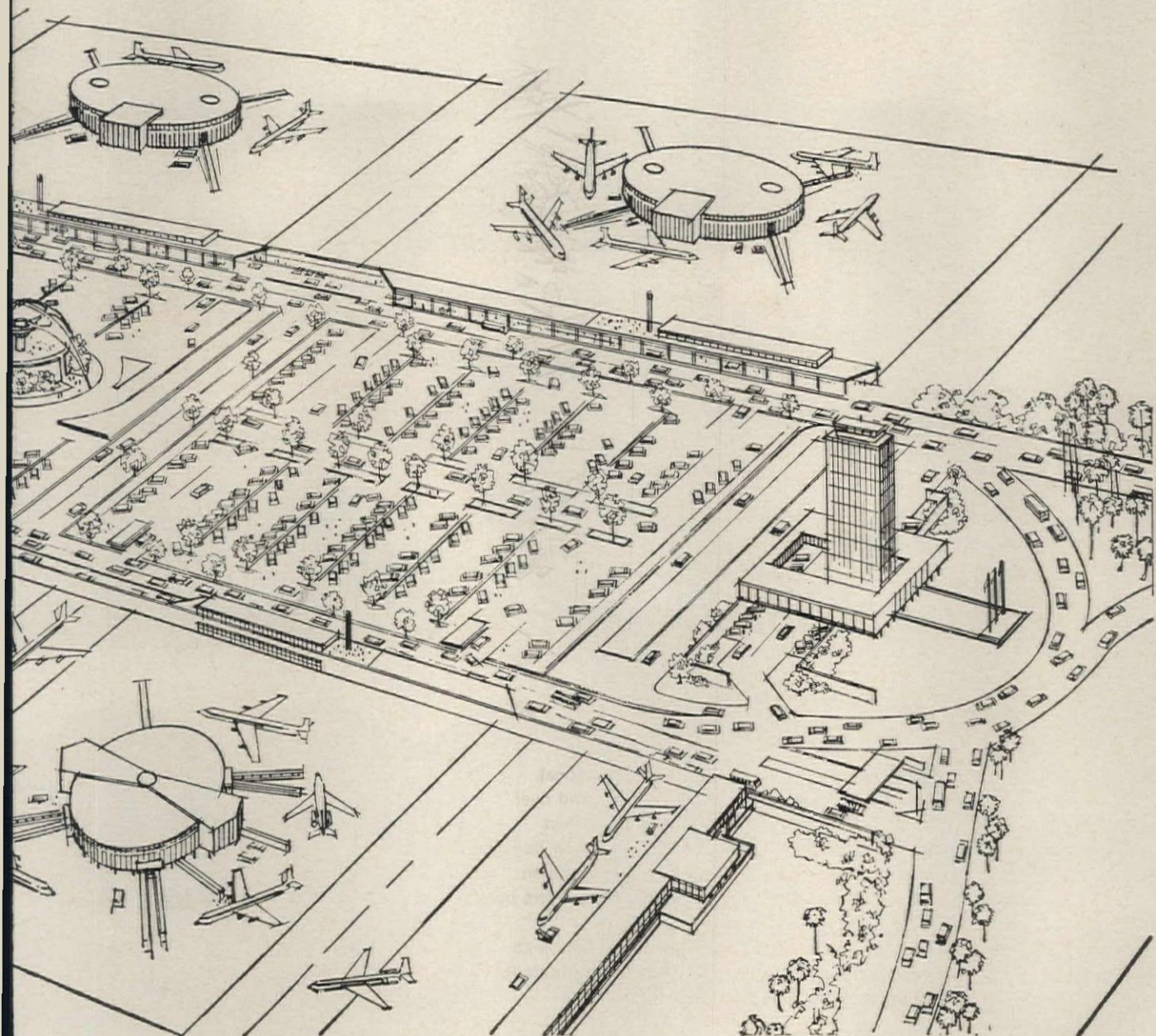
intricate complex of buildings, ramps and passageways was a mammoth undertaking. Outstanding features include: automatic pre-recorded flight announcements, complete with central and local control selectors; local paging systems that operate independently of the airport public address system; background music systems; outdoor speaker trumpets for selective paging; intercom systems; automatic foreign language translations that follow English announcements of overseas flights.

Sound systems of a magnitude similar to Los Angeles International Airport are not unique for Executone. Dulles International, Moisant, O'Hare and Honolulu International are other installations where Executone's high standards in de-


sign and layout, in quality and performance of the equipment, in exceptional local service organizations are delivering great value to owners.

When your projects call for sound or intercom, why not avail yourself of Executone's wide experience? Our architectural files on institutions, industrials, shopping centers, churches and other places of assembly are available without obligation. Write to Executone, Dept. Y-2, Austell Place, Long Island City 1, New York. In Canada, 331 Bartlett Ave., Toronto.


Executone



For more data, circle 89 on Inquiry Card

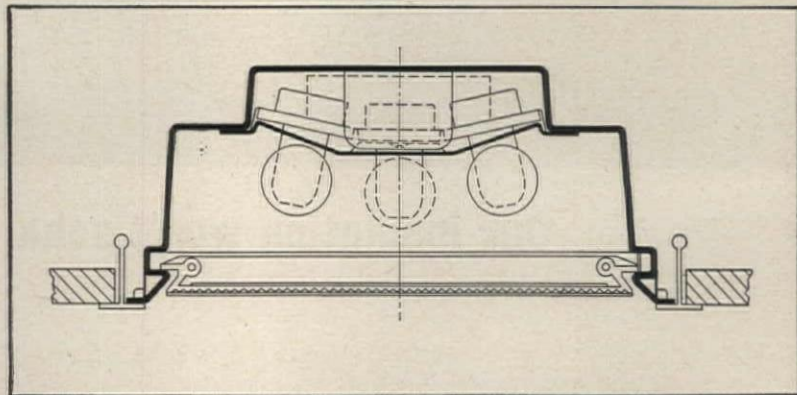


No visible means of support!



No hardware, no gaps, no "frame-within-a-frame." All that meets the eye is a clean, precise rectangle of light. The diagram on the left reveals the secret: ingenious self-supporting shieldings. These were devised by Lightolier engineers to eliminate the mechanical look of so many of today's recessed fixtures.

Lightolier's advanced recessed designs are also available with decorative walnut frames, so that important areas can be accented while over-all design continuity is maintained. Built to Lightolier's high standards of construction and efficiency, these fluorescents are available in 1' x 4', 2' x 4', and 2' x 2' sizes and in a range of wattages—with prismatic or diffuse shieldings—to meet virtually any performance, budget or ceiling requirement. For further information, write for Brochure 39, Lightolier, Jersey City 5, N. J., Dept. AR-1.



LIGHTOLIER®

New York, Chicago, Dallas, Los Angeles

See the Yellow Pages for the name of your nearest Distributor.

For more data, circle 90 on Inquiry Card



Our insulation won't soak up a drop from inside.



Or out.

Roofmate FR stays dry permanently!

Not a drop of moisture can work up through Roofmate® FR roof insulation. Nor can outside water soak in and destroy the insulating efficiency of Roofmate FR. So it makes a premium-quality roof that costs your client no more to begin with, much less in the long run.

Each Roofmate FR polystyrene foam board is millions of non-interconnecting air cells. These give it a low "k" factor (0.261), prevent moisture migration and water absorption.

No more wet, soggy insulation that fails its job. No more roof blistering and cracking caused by waterlogged insulation—not with permanently dry Roofmate FR.

Roofmate FR is easy and economical for any roofing contractor to install. It comes in thicknesses conforming to standard "C" factor requirements. Want more data and specifications? Just write us: The Dow Chemical Company, Plastics Sales Dept. 1000N1, Midland, Michigan.



For more data, circle 91 on Inquiry Card



accent

on

Leisure



There's more time for pure enjoyment when you design for modern living with RIMCO. Besides the inherent advantages of wood, homeowners appreciate the built-in convenience features such as self-storing storms and screens, custom-engineered operators and weathertight sash locks. There's a wide range of handsome styles and sizes to complement any architecture. Compare some of our ideas with your own. Send for RIMCO A.I.A. File No. 16L or the colorful, 20-page booklet, "Accent on Windows" by RIMCO.

RIMCO

Wood Window Units

Rock Island Millwork Company, Manufacturing Division, Dept. 3AR1, Rock Island, Illinois

For more data, circle 92 on Inquiry Card

FREE

ARCHITECT FILES

Here are special charts, graphs to aid in planning auditorium seating . . . row spacing charts and seating charts . . . plus many new ideas in seating layouts. These aids will save you *valuable time* in planning. Additional material in these Architect's Files will provide ideas and serve as handy reference.

Request your File series now on coupon below. No obligation.



IRWIN

SEATING COMPANY

1480 BUCHANAN, GRAND RAPIDS, MICH.

School Furniture Catalog showing complete school furniture line (in full color) free.

MAIL COUPON NOW

Irwin Seating Co.
1480 Buchanan S.W.
Grand Rapids, Mich.

Please send me:

- Free Architect's Files
 Irwin General Catalog

Name _____

Address _____

Firm _____

City _____ State _____

Office Literature

continued from page 176

DECORATIVE VINYL PANELS



(A.I.A. 26-A-9) Decorative vinyl panels using fabrics, cane, metallic and natural fibers and real leaves are illustrated in folder. Applications include space dividers, screens and illuminated ceilings. *Polyplastex United Inc., 870 Springfield Road, Union, N.J.*

CIRCLE 415 ON INQUIRY CARD

SNOW MELTING SYSTEMS

"Steel Pipe Snow Melting and Ice Removal Systems" has 32 pages of technical data on such systems for residential, commercial and public uses. *Committee of Steel Pipe Producers, American Iron and Steel Institute, 633 Third Ave., New York 17, N.Y.*

CIRCLE 416 ON INQUIRY CARD

PRECAST ROOF MEMBERS

Precast, prestressed concrete "Y" members for folded plate roofs in units up to 10 ft wide and 120 ft long, and a variety of flange angles are described in brochure. *Lin Tee Affiliates, 14656 Oxnard St., Van Nuys, Calif.**

CIRCLE 417 ON INQUIRY CARD

INDUSTRIAL PAINTS

Industrial paint catalog suggests colors to use for color coding industrial surfaces and is a guide to more than 30 different finishes available for interior and exterior painting and enameling. *Barreled Sunlight Paint Co., 123 Georgia Ave., Providence 5, R.I.**

CIRCLE 418 ON INQUIRY CARD

TRANSLUCENT PARTITIONS

(A.I.A. 17-A) New *Colorscreen* translucent butyrate plastic panels for partitions and screens are described in brochure. Included are details on *Sanpan* translucent acrylic modified polyester fiber glass panels for window walls. *Panel Structures, Inc., 45 Greenwood Ave., East Orange, N.J.**

CIRCLE 419 ON INQUIRY CARD

*Additional product information in *Sweet's Architectural File*

more literature on page 238




HOSPITAL ARM PULL

DESIGNED BY
BROOKLINE



#792

Newly styled Brookline Door Pull assures maximum good looks, hard usage and convenience. Half-round material in stainless steel, brass, bronze, chrome or aluminum. 2 5/8" clearance. Mounted with 2 through bolts if used singly or mounted back to back with concealed fasteners. O. A. length 8". Positively guaranteed for the life of the building against breakage. Low price.



#793



Same as #792 with addition of 3" x 2" back plate for convenient surface mounting with wood or machine screws.

BROOKLINE

INDUSTRIES, INC.

6800 South Chicago Avenue • Chicago 37, Illinois

For more data, circle 93 on Inquiry Card



"You can easily 'dial' lights ON ahead of you or OFF behind you," says Mr. Johnson (above), "with

these master selector switches used in our Remote-Control Wiring System. A floor p

"G-E Remote-Control Wiring centralizes lighting control in Raytheon building"



New Raytheon Executive Offices, completed in 1961. Architects: Anderson, Beckwith, and Haible; General Contractor: George A. Fuller Company; Consulting Electrical Engineer: Edwin Mahard; Electrical Contractor: M. B. Foster Company. (All of Boston.)

... Mr. Robert E. Johnson, Building

"We wanted centralized lighting control in our new Executive Offices," says Mr. Johnson "— watchmen and maintenance personnel.

"Yet, we didn't want to deprive other employees of an easy way to turn their own lights ON and OFF.

"The problem was solved easily, with a General Electric Remote-Control Wiring System.

"Lights for each zone (group of offices) are controlled with 12-position G-E Master Selector Switches. Wall boxes containing these switches are conveniently located at 15 stations in main corridors. Watchmen and janitors can 'twist' dozens of lights ON or OFF in a hurry, with these switches. Executives and other employees 'dial' their



Receptionist has fingertip control of regular and emergency lights with G-E Selector Switches built into desk.



G-E system makes it easy to match lighting to needs of the hour, in attractive lobby area at Raytheon.

taped inside each box — shows which switch and number to dial for each office or area.”

switching in this new is easily operated by each employee”

Engineer, Raytheon Company Executive Offices, Lexington, Mass.

lights selectively, following numbers on the floor plan attached to the inside cover of each wall box.

“Our 500 employees like this convenient system, and it gives us two other advantages, too.

“First, it provides great flexibility of control at minimum expense. With G-E Remote Control, lighting circuits are controlled by low-voltage relays. The lightweight, 24-volt wiring used for

all switches, saves money on installation.

“Second, the G-E low-voltage circuits make it a simple, safe matter to install switches in our movable partitions.”

You can save steps and reduce confusion in any building, with G-E Remote-Control Wiring. Write for details to: General Electric Company, Wiring Device Department, Providence 7, Rhode Island.

Progress Is Our Most Important Product

GENERAL  ELECTRIC



For more data, circle 94 on Inquiry Card



Beautyrail surrounds the balconies; Modernmesh Rail protects the grounds.

NEW BALCONY RAIL

Anchor's new all-aluminum railings rise to any height for lasting beauty . . .

in apartment buildings, motels, terminals . . . anywhere safety or appearance is a factor. Colorweld-paneled Beautyrail, bright and light Modernmesh Rail, and smartly-spaced Picket Rail . . . each complements many designs, all provide unusual flexibility in metal railing. And every one is made of rust-proof Reynolds Aluminum, constructed by Anchor Post Products for positive protection, no maintenance, and valuable popular appeal. Anchor's national network of skilled erectors provides quick and efficient installation, too.

For detailed information, call your local Anchor office or write: ANCHOR POST PRODUCTS, INC., 6680 Eastern Ave., Baltimore 24, Md.

ANCHOR POST PRODUCTS, Inc.

Plants in Baltimore, Md.; Houston, Texas; Los Angeles, Calif.

For more data, circle 95 on Inquiry Card

The next building you design will be a better building if you specify a built-in ADT protection system

Better because functionally *complete*, from your client's point of view. Better because protective devices and wiring can be installed more economically, and with minimum exposure to view. Better because security hazards will be minimized from the day your client moves in.

Whether urban, suburban or rural, your project can be protected through one of many versatile, flexible, reliable ADT systems. Three basic types—connected to ADT central station, direct-connected to fire and police headquarters, or to client's proprietary center—adaptable to *any* plant security requirement. See Sweet's File, Section 34-a. Or call nearest ADT office (Yellow Pages) for free consultation, survey or specification data.

ADT[®]

FIRE • BURGLARY • HOLDUP

Executive Office: 155 Sixth Avenue, New York 13, N. Y. • Nationwide

For more data, circle 96 on Inquiry Card



Will you win this award?

Have you or anyone in your company done something to advance the use, application or metallurgy of the copper metals? If so, enter the 1963 Copper & Brass Achievement Award Competition. Awards are given in two categories—Industrial and Architectural. 1st prize in each category is \$500 plus the bronze trophy. To receive an entry form and information, mail the coupon to Copper & Brass Research Association.

to: Copper & Brass
Research Association
420 Lexington Ave.
New York 17, N.Y.

Please send _____ entry blank(s) for
1963 Copper & Brass Award competition.

Name _____

Firm _____


Address _____

City _____ State _____


Deadline for entries
is March 31, 1963.

AR

For more data, circle 97 on Inquiry Card



PRECAST "MEDUSA WHITE" CONCRETE,
The Miracle Material for Modern Design



Today on the building horizon we see many magnificent buildings of modern design erected with custom precast concrete units of White Portland Cement. These units are truly *miracle materials* for attaining freedom of expression in newer architectural concepts, at the same time saving on construction and maintenance. They include plain and sculptured curtain wall panels, in unusual shapes, with white and tinted backgrounds and colorful aggregates, often spanning 2 and 3 stories . . . decorative block in a myriad of designs . . . and beautiful white or tinted split block.

Using Medusa, "the original" White Portland Cement and new techniques, concrete products manufacturers are pre-casting these architecturally designed units to most exact creative requirements in shape, size, color and texture. When designing with precast concrete units, specify Medusa White for its true white color and dependability. Send the coupon for detailed precast concrete unit information.



"Ask Your Products Manufacturer"
medusa portland cement company
 P. O. Box 5668 • Cleveland 1, Ohio

CENTRAL NATIONAL INSURANCE GROUP, OMAHA, NEBRASKA
 Architect — Leo A. Daly, Omaha, Nebraska
 General Contractor — Hawkins Construction Co., Omaha, Neb.
 Panels by — Midwest Concrete Industries, West Des Moines, Iowa

OBERLIN CONSERVATORY OF MUSIC, OBERLIN, OHIO
 Architect — Minoru Yamasaki — Smith, Hinchman & Grylls
 Associated Architects and Engineers, Detroit, Michigan
 Contractor — Jenning & Churella Const. Co., New London, Ohio
 Panels by — Marietta Concrete Division
 Martin Marietta Corp., Marietta, Ohio

Gentlemen:
 We are interested in detailed information on
 Medusa White Portland Cement for precast
 units.

Name _____


Address _____

City _____ State _____

For more data, circle 98 on Inquiry Card


NEW HOURS

G-E mercury floodlights
at the Alma Golf Course, San Jose, Calif.





NEW SAFETY

PMA-115 mercury units
at Bryant Park, New York City




NEW BEAUTY

P-1000 Powerflood* mercury
units at the South Carolina capitol




NEW CHARM

PMC-116 colonial mercury units
at the Hendersonville, N.C., Country Club




NEW BUSINESS

A-4000 Powerglow† mercury units
at Lazarus West, Columbus, Ohio



NEW ATTRACTION

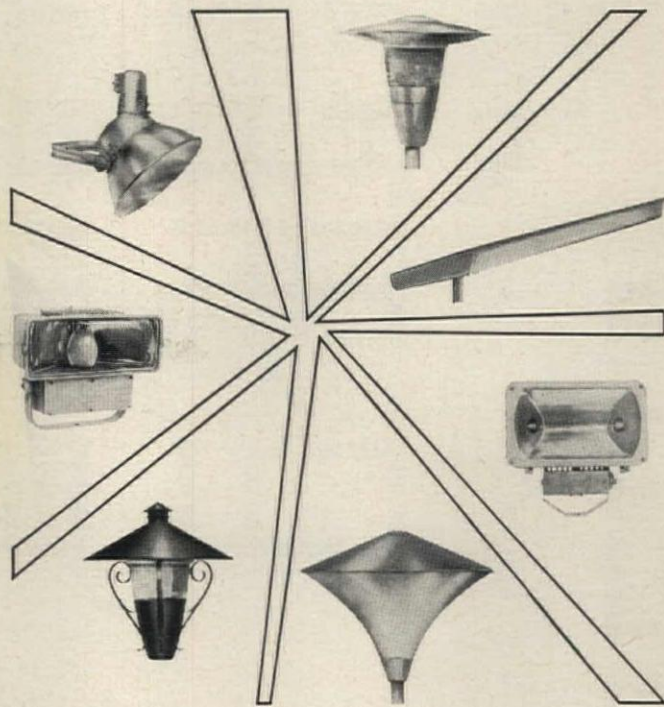
PMF-104A fluorescent units
at the Seattle World's Fair




NEW THRILLS

QF-1500 Quartz-flood* units
at Scarborough Downs Track,
Portland, Me.

7 ways to add new value with light



 **ACCENT** The General Electric luminaires that added the values
ON VALUE

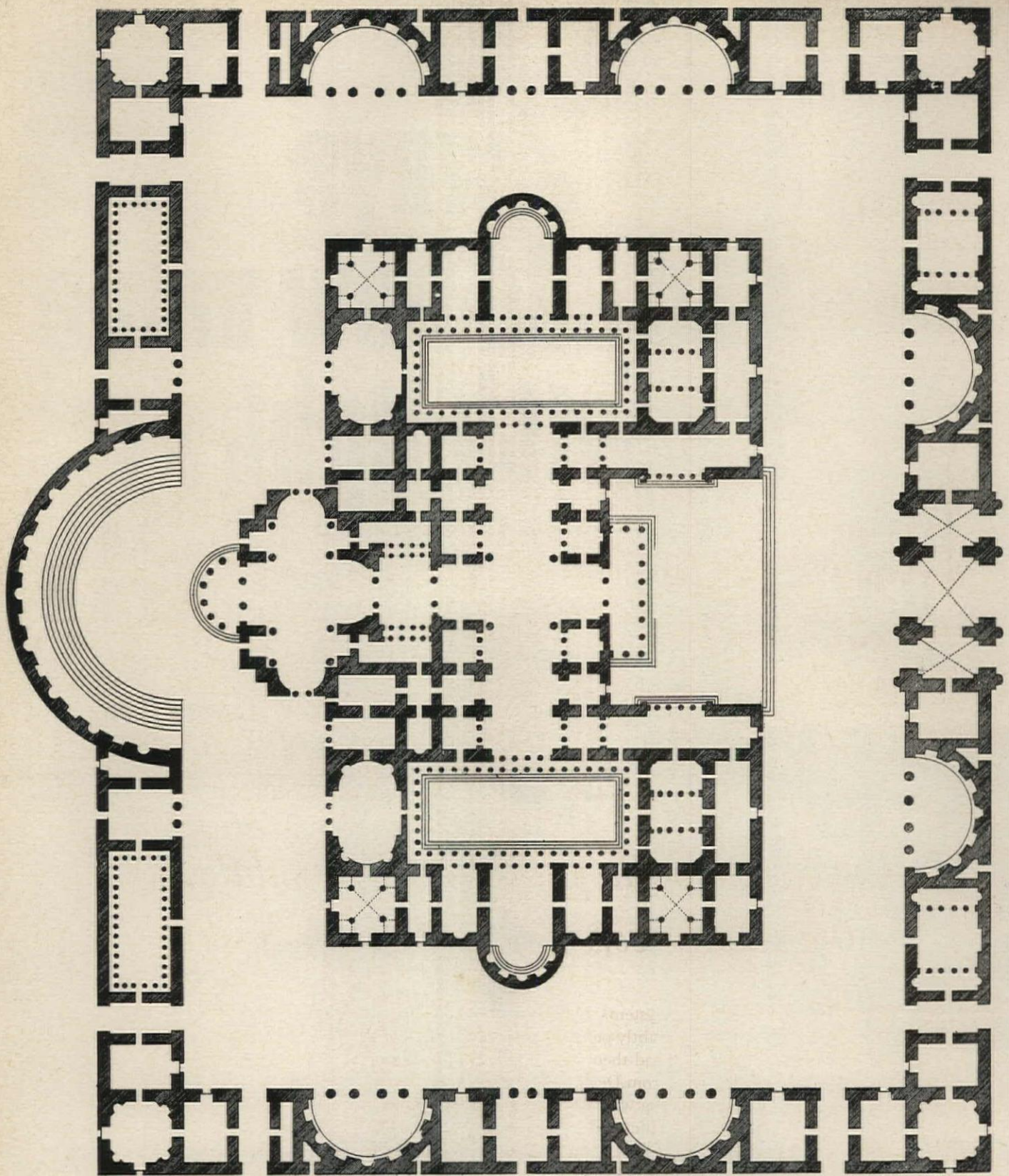
Seven examples of how imaginative planners are using good-looking General Electric luminaires to add value to their projects. For more information on the industry's most complete line of luminaires and poles, see your G-E Area Lighting Agent or write for our new designer's and buyer's guide to Sect. 460-19, General Electric Co., Schenectady, N.Y. *Outdoor Lighting Department, Hendersonville, North Carolina*

*Trade-mark of General Electric Co. †Brand name of General Electric Co.

Progress Is Our Most Important Product

GENERAL  ELECTRIC

For more data, circle 99 on Inquiry Card





Plan of the public baths based on a reconstruction of the baths of Diocletian

DRAW ON AMERICAN'S PLANNING EXPERIENCE TO DESIGN THE PERFECT LAUNDRY AREA, ANYWHERE

Helping architects plan laundries has long been a specialized activity at American. We provide you with a complete service that includes survey engineering, detailed plans and specifications, supervision of equipment installation, plus nationwide parts and service facilities to guarantee your clients continuous fine performance of all laundry equipment. So, when your building project includes a laundry department . . . draw on American's experience and service. Call one of our nearby offices or representatives (see the Yellow Pages), or write for complete information. Incidentally, if you would like to have a reproduction of the above illustration, suitable for framing, just request it on your letterhead. See our Catalog in Sweet's

You get more from 
American
 American Laundry Machinery Industries • Cincinnati 12, Ohio



Great Valley Senior High School, planned for maximum flexibility to anticipate changing school needs into the twenty-first century. Architect: Harbeson Hough Livingston & Larson, Philadelphia, Pa.; General Contractor: The Fleming Co., Wynnewood, Pa.; Painting Contractor: M. Schnoll & Sons, Inc., Philadelphia, Pa.

*Conceived with paint tones so subtle...
the colors weren't even in the book!*



Donald J. Monk, Devoe Architectural Representative "on call" to architects in the Philadelphia, Pa., area.

This is the new, strikingly beautiful . . . and beautifully planned . . . Great Valley Senior High School of the Paoli Area High School System, Pennsylvania.

One of the outstanding keynotes of its design is the architect's highly creative use of 19 different colors.

When the Man from Devoe was consulted on technical assistance in color planning, he filled many of the requirements with no trouble . . . from the vast Devoe Library of Colors®

System. However, others were so subtly perceived that not even Devoe had them in the book! But the Man from Devoe knew what to do. Working with Devoe technicians in Louisville and Philadelphia he helped assure an exact match . . . including an off-olive, a black-brown and an unusual bronze!

Here is another typical example of how a call to the Man from Devoe can help you tap technical knowledge, service and facilities to meet any problem in interior or exterior paints, including specialized industrial coatings. Ask for whatever you need: supporting data on paint performance and costs, for assistance in color matching, for help in coordin-

ating deliveries, or other follow-up at the building site. Your Man from Devoe will respond completely and willingly. For serving architects is his full-time job. Naturally, there is no obligation. To contact the Man from Devoe, write or phone the Color Consultation Service at your nearest Devoe office.



DEVOE

DEVOE & RAYNOLDS COMPANY, INC.

A Subsidiary of Merritt-Chapman & Scott Corporation

Atlanta • Boston • Charlotte, N.C. • Chicago • Cincinnati
Dallas • Denver • Detroit • Houston • Los Angeles
Louisville • Moonachie, N.J. • New Orleans • New York
Philadelphia • Stamford, Conn. • Warehouses in all
principal cities, coast to coast.

For more data, circle 113 on Inquiry Card



New locations for temperature sensing elements—
 ceiling diffusers
 air/light diffusers
 under-the-window units
 —respond 15 times faster than thermostats on the wall.

NEWS from BARBER-COLMAN

It's moving day

New Barber-Colman sensing elements are mounted in aspirated air streams. This solves problems of proper thermostat placement, thermal inertia, local thermal effects, and tampering with temperature settings.

Barber-Colman "Electronic" sensing elements are the first ever designed to mount where a thermostat works best . . . right in a *moving flow* of air. This new development in thermostat design and application means the moving air that surrounds the people in a room can be continuously sampled. Changes in temperature are detected and acted upon instantly. Temperature control is more accurate and uniform.

Installation is simple, economical . . . and practically invisible. Adjustments are made from a remote point. The small stainless steel tube, which houses the sensing element, never extends into the room more than 7" when mounted on ceiling diffusers and is completely concealed when mounted in air/light diffusers and under-the-window units.

Low-voltage wires connect the sensing element

Visit Barber-Colman Booth 510 at the International Heating and Air Conditioning Exposition, New York City Coliseum, February 11-14.



for thermostats

to the control point. All recommended "off-the-wall" locations permit completely flexible room partitioning. Walls and panel dividers can be moved to accommodate tenant needs without altering the temperature control system. In addition, comfort apparatus can be used as soon as it is installed; it need not remain idle until the walls are up and the controls installed. In no case, do the walls or panels require drilling or channeling for electrical conduit or pneumatic tubing.

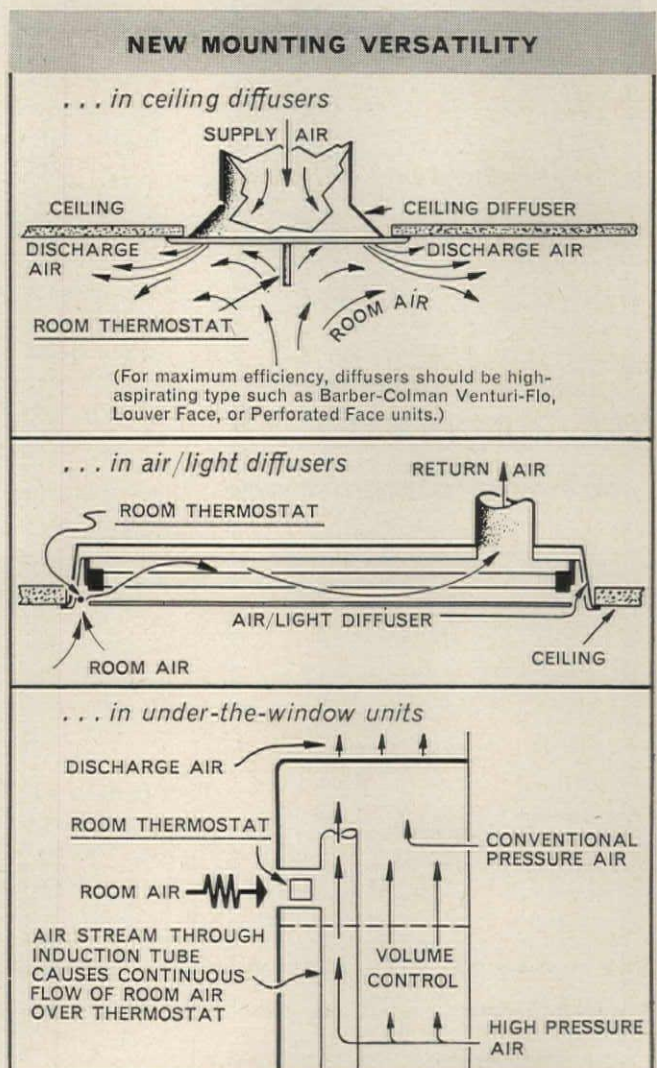
New Barber-Colman sensing elements combined with Barber-Colman Uni-Flo engineered air distribution products and *Electronic* controls provide an ideal integrated system for controlling room and zone temperatures in any type or size building.

For complete details call your Barber-Colman Automatic Controls field office or write to:

BARBER-COLMAN COMPANY

Dept. A, 1304 Rock Street, Rockford, Illinois

... where originality works for you



For more data, circle 100 on Inquiry Card

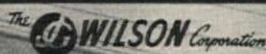
SPECIFICATIONS DEMAND WILSON QUALITY

WILSON WEATHER DOOR

Only the Wilson Weather Door gives you the convenience of a rolling type of closure combined with maximum weather protection. Fabricated in galvanized steel, aluminum or stainless steel, the Wilson Weather Door is easily adaptable to a variety of applications. Offering an attractive flush appearance, the Wilson Weather Door has unique weather features: continuous endlocks and windlocks on all slats; special weather angle in guides; flat slats; neoprene flaps attached to guides; neoprene astragal on the bottom bar; neoprene seal at the lintel.

Use the coupon below for more information on this all-purpose door, designed for exterior industrial and commercial use. And when you specify Wilson, you specify quality.

CUSTOM MADE TO SPECIFICATIONS



Dept. AA, P.O. Box 599, Norfolk, Va.

THE J. G. WILSON CORPORATION,
Box 599, Norfolk, Va.

Please send me the following:

- Wilson Weather Door Brochure
- General Catalog
- Representative

Name.....

Address.....

City..... Zone..... State.....


Also refer to Sweet's Catalog (16G) for additional information, or check any of the following for complimentary literature on other Wilson products:

- Standard Rolling Service Doors
- Underwriters' (Label) Service Doors
- Rolling Grilles and Partitions
- Trashmaster (Trash Can Enclosure)
- Overhead Doors
- Rolling Wood Closures

Office Literature

continued from page 227

ACRYLIC FIBER CARPETS



Expected performance and characteristics of carpets made with *Acrilan* acrylic fiber are given in booklet which has pictures of installations in hotels, schools, restaurants and banks.

Chemstrand Corp., 350 Fifth Ave., New York 1, N.Y.

CIRCLE 420 ON INQUIRY CARD

MASONRY REINFORCING

(A.I.A. 3-M, 5-F) Product information and suggested specifications for masonry reinforcing bonds and ties for masonry walls are given in eight-page booklet. *AA Wire Products Co., 714 E. 61st St., Chicago 37, Ill.**

CIRCLE 421 ON INQUIRY CARD

LAMINATE SAMPLE

(A.I.A. 23-L) *Lamidall* textured decorative plastic laminate has a non-glare surface which does not show finger and smudge marks. Color samples are available to architects. *Woodall Industries Inc., 3500 Oakton St., Skokie, Ill.**

CIRCLE 422 ON INQUIRY CARD

BATHROOM ACCESSORIES

A complete line of recessed wash-room cabinets and bath accessories is made of heavy-gage stainless steel. Booklet gives illustrations. *West Chemical Products, Inc., 42-16 West St., Long Island City 1, N.Y.*

CIRCLE 423 ON INQUIRY CARD

GLASS SPANDRELS

(A.I.A. 26-A-2) Twelve projects using *Tempar-Glass* heat strengthened, polished plate glass spandrels are illustrated in brochure which includes technical data and color samples. *Virginia Glass Products Corp., Martinsville, Va.*

CIRCLE 424 ON INQUIRY CARD


DECORATIVE HOOKS

Decorative hooks, some elegant, others whimsical, for hanging hats, coats, utensils and tools, are shown in booklet. *J. C. DeJong Co., Inc., 105-21 Union Hall St., Jamaica 33, N.Y.*

CIRCLE 425 ON INQUIRY CARD

**Additional product information in Sweet's Architectural File*

more literature on page 246



a healthy concentration of new ideas in heating, refrigeration, air conditioning and ventilation

You can benefit from the exhibits of over 450 progressive manufacturers who will display their newest product developments and latest engineering ideas at the N.Y. Coliseum in February. Their top executives and engineering personnel will be on hand to prescribe ways you can increase savings and profits.

This concentration of new ideas will help stimulate fresh thinking and new approaches to many applications of heating, refrigerating, air conditioning and ventilating equipment. And just one idea picked up here can pay big dividends in the future.

Here is an ideal opportunity for you and your company to keep in step with the future. In four short days you can see, discuss and compare the products and equipment you can buy, specify, sell and install in the coming years. Plan now to attend.

3288

16th INTERNATIONAL HEATING & AIR-CONDITIONING EXPOSITION


Auspices ASHRAE

**NEW YORK COLISEUM
FEB. 11-14, 1963**


Management:
INTERNATIONAL EXPOSITION COMPANY
480 Lexington Ave., New York 17, N.Y.

For more data, circle 101 on Inquiry Card


For more data, circle 102 on Inquiry Card



Structural steel



+ steel joists



+ Bethlehem Slabform

*add up to
a strong,
economical
framework*



A framework of structural steel; Bethlehem joists; and Slabform, our solid steel centering, is ideal for a shopping center, apartment, or school. Here's why:

- Shop-fabricated structurals and joists arrive ready to go up. No falsework, no weather delays.
- Steel has strength to spare. Non-warp, non-sag construction holds down maintenance costs. Fire-safety is up.
- Steel joists allow for easy passage of pipe, wire, and conduit through the open webs—in any direction.
- Slabform saves both time and money compared to flexible-type centerings. It's a safe working platform, too.

We'll be glad to discuss your next building with you. Perhaps we can show you ways you can save time and money with today's steels for construction.

BETHLEHEM STEEL COMPANY, BETHLEHEM, PA.
Export Sales: Bethlehem Steel Export Corporation



for Strength
... Economy
... Versatility

BETHLEHEM STEEL

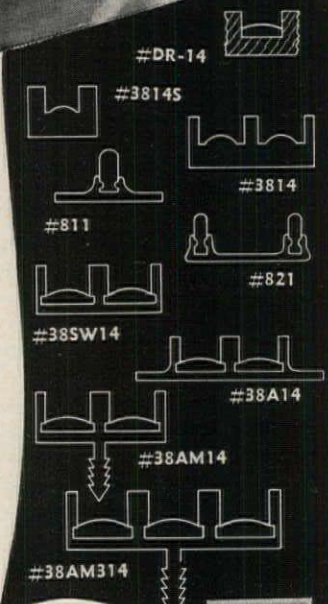




For more data, circle 103 on Inquiry Card



LOOK AT THE VARIETY AND VERSATILITY OF E-Z GLIDE TRACK AND GUIDES!

E-Z Glide Track and Guides are designed to meet all requirements for good appearance, simple and quiet operation, and easy installation in a variety of ways. The tracks utilize a self-lubricating, machined, vulcanized fibre of extreme hardness and low coefficient of friction. It resists wear, corrosion and rust. Available in 4, 5, 6 and 12-foot lengths.



- #200 T-guide of ext. alum.
- #4814 guide, wood with fibre divider
- #48AM14 ext. alum. guide
- #48A314 ext. alum. guide
- #48AM314 ext. alum. guide
- #48A34 ext. alum. guide for 3/4" doors
- #1801 fibre glides, 2 to door
- #801 fibre track, into kerf
- #48A14 ext. alum. guide
- #38A514 ext. alum. track
- #DR-14 fibre track for 1/4" panel, fits into preformed groove
- #3814S fibre track for 1/4" panel
- #3814 fibre track, 1/4" by-passing panels
- #811 ext. alum. track, fibre insert. Use with #1801 or #2801 glides on 3/4" doors
- #821 ext. alum., fibre insert. Use with 1801 or 2801 glides on 3/4" doors.
- #38SW14 ext. alum. track
- #38A14 ext. alum. track, fibre inserts for 1/4" panels
- #38AM14 ext. alum. track
- #38AM314 ext. alum. track, fibre inserts for 1/4" panels


Free 32-page Catalog on all EPCO track, pulls and magnetic catches available on request.



THE ENGINEERED PRODUCTS CO.
P.O. BOX 108 - FLINT, MICHIGAN - PH. CE 9-8689

For more data, circle 104 on Inquiry Card

particularly RIGHT



CALIBRATED COLORS®



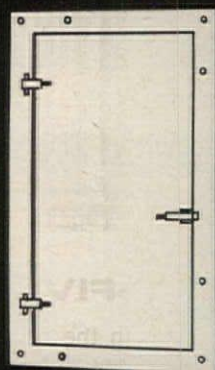
Color is three dimensional. And, Pratt & Lambert skillfully calibrates all dimensions, hue, value and chroma, to offer exquisite color harmonies that are *particularly right!*

PRATT & LAMBERT - Inc.


NEW YORK • BUFFALO • CHICAGO • FORT ERIE, ONT.

For more data, circle 105 on Inquiry Card

Viroqua
"DOOR OF BEAUTY"



THE ORIGINAL PLASTIC DOOR



SWINGING

SLIDING

COOLER and FREEZER DOORS

LIGHTWEIGHT! MOISTURE PROOF! MAINTENANCE FREE!

All plastic construction provides maximum strength with minimum weight. Surfaces are of gleaming white plastic (or other colors). Molded construction and "foamed in place" polyurethane eliminates penetration of moisture as well as insuring insulation protection. Write for complete information or see Sweet's Architectural File 160/vi or Industrial Construction 13c/vi.


VIROQUA DOORS

VIROQUA, WISCONSIN

For more data, circle 106 on Inquiry Card



U. S. Courthouse and Federal Office Building, San Francisco, California. Architects and Engineers: Blanchard & Maher; Albert F. Roller; Sone Marraccini & Patterson; John Carl Warnecke. Contractors: (Joint Venturers) Roscoe-Ajax Construction Company, Inc., and Knickerbocker Construction Corporation.



25


TWENTY-FIVE HAUGHTON AUTOMATIC ELEVATORS

will be installed in the new U. S. Courthouse and Federal Office Building now reshaping San Francisco's skyline. They will provide service keyed to the age of automation at every moment day and night for the life of the building. An incredible electronic computer system developed by Haughton Elevonics* will constantly analyze the amount and character of traffic and automatically control each car to meet traffic needs exactly. Haughton Automatic Elevators are available to meet every requirement of speed and load in handling passengers and freight. All are backed by years of design and manufacturing experience, imaginative research and complete maintenance capabilities. Contact your Haughton sales office (listed in the Yellow Pages) for full information. Or write: Haughton Elevator Company, Division of Toledo Scale Corporation, Toledo 9, Ohio. Passenger and Freight Elevators, Escalators, Dumbwaiters.



Haughton's advanced program in systems research and engineering with specific emphasis on the creative application of electronic devices and instrumentation for betterment of systems design and performance. Reg. in U. S. Patent Office.

For more data, circle 107 on Inquiry Card



How Bastian-Blessing helped Southland Lanes attract 30% more business

Open Operation of Snack Bar Achieves Two Goals

"We aimed at (1) delivering our food orders in the fastest possible time, and (2) we planned doing this work with a minimum of personnel," says Mr. F. P. Collins, President of Southland Lanes, Inc., of Lexington, Kentucky. "We achieved both goals, and we are now netting a cost savings over a conventional restaurant operation that is paying off the cost of our Bastian-Blessing equipment in twelve months time."

Careful planning resulted in a unique open design for free access without doors or enclosures to build impulse sales and accommodate maximum customers during peak periods without traffic jams. This free flow, with the snack bar in full view of customers at all times, nets Southland about 30% more business.


Winning first award in the Kentucky A.I.A. 1961 design contest was a natural outcome of the careful planning that went into every detail of this outstanding recreational facility. Interior decor is striking and colorful, enhanced by the attractive, smartly styled Fiesta equipment in harmonizing colors contributing substantially to the attractiveness of food presentation.

Write for Brochure F-100 for further information about FIESTA food service equipment.

BASTIAN-BLESSING

4201 West Peterson Avenue, Chicago 46, Illinois, Dept. 4-A,
World's largest manufacturer of Fountain-Food Service Equipment

For more data, circle 108 on Inquiry Card






Planned for efficient use of space and labor, the snack bar utilizes Fiesta equipment selected to keep waste motion to a minimum. A Fast-Serv® fountain with Flomatic® beverage dispensing station installed at the front counter provides fast "one-finger" service of soft drinks. All Fiesta equipment has quick-and-easy operating magnetic action doors, recessed handles, hair-line joints and the many other labor and cost saving features incorporated in the years-ahead design of Bastian-Blessing fountain-food service equipment.

Fiesta back bar equipment faced with colorful plastic laminates harmonizes with the surrounding decor of the concourse . . . provides a fast-service, high-turn-over "open" operation to invite sales. The griddle stand, designed for compactness and fast operation, has refrigerator, shelving, and sandwich units integrated within easy reach of the griddle man. Pass-thru Viewmatic® display case is kept replenished from the kitchen to save steps.



Architectural Award Winning Southland Lanes Bowling Center, Lexington, Kentucky.

Architects: Ernest V. Johnson and Byron Romanowitz of Brock and Johnson, Lexington, Kentucky
 Distributor: Harry S. Albe & Sons, Inc.





Look to RōWAY for a door to fit your plans

RōWAY Overhead Doors are designed to enhance **any** style of architecture.

No restrictions . . . no harsh contrast . . . for RōWAY Doors give an appearance of "belonging" to every plan you create.

Fit a RōWAY Door into your design . . . you'll be doing justice to your own creative talents . . . and your customers' budget. RōWAY Doors stress attractive appearance, strength, ease of operation and economy.

No other door offers more!

there's a RōWay for every Doorway!

COMMERCIAL • INDUSTRIAL • RESIDENTIAL



ROWE MANUFACTURING COMPANY
Department A, Galesburg, Illinois



For more data, circle 109 on Inquiry Card

Quality is high... quality is why leading architects specify **SPEEDHIDE**® paints



Leo A. Daly Company, architects and engineers for new LaClede Park development, shown at left, chose SPEEDHIDE Paints for their dependable quality, in both appearance and performance, inside and out.

- **SPEEDHIDE** Paints were specified for new multimillion-dollar LaClede Park, quality housing project in the Mill Creek Valley section of St. Louis. Shown here is one of the downtown residential buildings in which apartments range from studio to two-bedroom units, at rentals from \$98 to \$175 per month.

- You can specify Pittsburgh **SPEEDHIDE** for all your buildings with complete confidence in the ability of these finishes to do the kind of job you want done.

- High-quality **SPEEDHIDE** offers a complete line of interior and exterior paints which provide high-hiding characteristics with excellent color retention and extreme durability. Wide range of beautiful colors and finishes.



NOTE: Specifications for the new **SPEEDHIDE** line can be found in Section 15 Pi, Sweet's Architectural File.

FREE—illustrated brochure explaining the modern Pittsburgh **COLOR DYNAMICS**® Painting System

• **Color Dynamics** is scientifically based on known psychological reactions of people to the energy in color. For an interesting **FREE** Color Dynamics brochure, just mail the coupon at right, or contact your local PPG representative.



PITTSBURGH® PAINTS

PAINTS • GLASS • CHEMICALS • BRUSHES • PLASTICS • FIBER GLASS

IN CANADA: CANADIAN PITTSBURGH INDUSTRIES LIMITED



Pittsburgh Plate Glass Company,
Paint Div., Dept. AR-13,
Pittsburgh 22, Pa.

- Please send booklet with full information on new Pittsburgh **SPEEDHIDE** line.
- Please send me your free brochure on **COLOR DYNAMICS**.
- Please have your Architectural Representative contact me.

NAME _____

ADDRESS _____

CITY _____ ZONE _____ STATE _____

For more data, circle 139 on Inquiry Card



Installation: Sts. Philip and James School-Church-Auditorium, St. James, New York. Architect: John O'Malley and Associates. General Contractor: Schumacher & Forelle, Inc. Roofing: John Schneider Roofing Contractors, Inc.

Drains nothing but rain

This gleaming Nickel Stainless Steel gutter keeps maintenance money in the treasury

Few people will ever see the gleaming inside of this trough. Few people will have to, because maintenance is virtually eliminated with a Nickel Stainless Steel gutter.

The standard finish you see will stay bright for the life of the building. Corrosion-resistant all the way through, Nickel Stainless Steel can stand up against chemicals much more aggressive than plain rain water.

Designed to last for generations, this

gutter is on the roof of a church. For lasting value, the architect specified Type 302 Nickel Stainless Steel not only for gutters, but for all downspouts and flashings as well. Even the nails are Nickel Stainless.

Strong enough for light, economical gauges, Nickel Stainless Steel delivers value right from the start. This gutter is only .018" thick, but its great strength-weight ratio will withstand all expected wind stresses and snow loads. Why not specify the prac-

tical advantages—and lifetime beauty—of Nickel Stainless Steel for all your sheet metal work? There's helpful information in the 26-page *Architect's Guide to Nickel Stainless Steel Flashings*. A postcard will bring it to you.


THE INTERNATIONAL NICKEL COMPANY, INC.

67 Wall Street  New York 5, N. Y.

NICKEL
...ITS CONTRIBUTION IS
QUALITY


For more data, circle 140 on Inquiry Card

**Who cares what's inside ...
if it looks good outside?**



KOHLER

If it's a Kohler fitting it's All-Brass. That's the only kind we make. Because brass wears many times longer than pot metal. Brass resists the corrosive elements in water. And brass holds on to a chrome finish. So, because Kohler fittings are All-Brass they look better... wear longer... and need less maintenance. Do your buildings deserve anything less?



K6960 Centra fitting, Galaxy series.

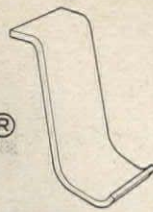
KOHLER OF KOHLER

Kohler Co., Established 1873, Kohler, Wisconsin
ENAMELED IRON AND VITREOUS CHINA PLUMBING FIXTURES • ALL-BRASS FITTINGS
ELECTRIC PLANTS • AIR-COOLED ENGINES • PRECISION CONTROLS

For more data, circle 110 on Inquiry Card

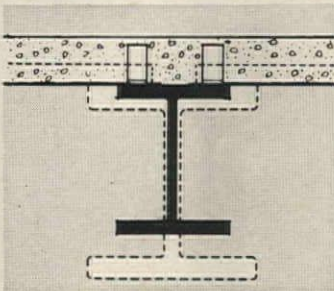


New Cofar[®] shear connectors reduce the cost of composite construction



utilizing new AISC specification

Important savings in materials, space and money begin with *Cofar* composite construction. *Cofar*—now available with shear connectors (see photo). When field-welded to the beams, these “J”-shaped pieces of steel make the slab work as an integral part of the supporting members; thus beam sizes may be reduced.



The main benefit of *Cofar* composite construction is the substantial reduction in steel tonnage because you get equivalent strength with lighter beams. Additional benefits are gained

by: (1) Longer spans (2) More usable space with the same building cubage (3) Increased beam stiffness (4) Less deflection (5) Reduced building height.

Cofar's economy has been well established in the building industry. *Cofar* is the 4-in-1 product—form, working deck, bottom reinforcing steel and temperature steel for a structural concrete slab. Construction is fast—proven—economical. Now with the development of the *Cofar* shear connector, even greater economies are yours by using *Cofar* composite design.

For more information, write for Catalog No. 103-B-62: GRANCO STEEL PRODUCTS COMPANY, 6506 North Broadway, St. Louis 15, Missouri. A subsidiary of Granite City Steel Co. Our catalogs are filed in Sweet's.

Illustrated at right: 16-story Pierre Laclede Building, now under construction, Clayton, Missouri, which utilizes *Cofar* composite construction.



Architect:
Smith and Entzeroth
Engineer:
Fruco and Associates, Inc.
Contractor:
Fruin-Colnon Contracting Co.

COFAR[®]

COMPOSITE CONSTRUCTION

GRANCO




DISTRICT OFFICES: Atlanta • Chicago • Cincinnati
Dallas • Houston • Kansas City • Los Angeles • New
York • Minneapolis • St. Louis • San Francisco • Tampa
DISTRICT REPRESENTATIVES: Greenville, S. C.
Little Rock • Washington, D. C.



For more data, circle 111 on Inquiry Card

COMING ...
ARCHITECTURAL RECORD'S 8TH MID-MAY
"RECORD HOUSES" ISSUE FEATURING ...

America's Best New Houses



"Record Houses" has won widespread recognition as America's most influential house publication—a fountainhead of the finest and most highly publicized new house designs.

"Record Houses of 1963" will focus on notable new achievements in U. S. residential architecture—including the finest architect-planned houses of the year.

Devoted completely to house design and the materials and equipment of house construction, "Record Houses of 1963" will be a unique single-issue source of trendworthy developments in one-family housing from coast to coast . . . a practical aid to planning . . . a stimulus to creative design . . . and a visual delight—with some 200 professional plans, drawings and photographs (many in full color)!

Among the highlights:

- *The Best Architect-Designed Houses of 1963.* Multi-page presentations of each of 20 houses which win for their architects Architectural Record's coveted *Annual Award of Excellence for House Design*. These houses represent all major regions of the U. S., cover a broad spectrum of structure, style and cost.

- *The Grand Alliance.* Demonstration of how architect-builder collaboration achieves high quality and more saleable design in tract housing.

- *Design for Comfort and Efficiency.* New approaches to perennial problem areas of house planning, including the kitchen.

- *Comparative Cost Calculator.* Handy guide to estimating the cost of building each Record house locally.

- *Progress in Products.* Editorial roundup of quality residential products—plus timely advertising messages from America's most quality-minded building product manufacturers.

Stimulating and useful throughout, "Record Houses of 1963" will be the house issue of the year for architects, engineers and their clients.

"Record Houses" comes to you as part of your subscription to Architectural Record. The house building and buying public will find it on sale at leading bookstores.

SPECIAL ANNOUNCEMENT

In 1962, for the first time, "Record Houses" was distributed to leading builders as well as to Architectural Record subscribers.

The aim: to accelerate the healthy trend toward greater architect-builder collaboration on tract housing.

Because of the enthusiastic reaction of builders to "Record Houses," and the growing stake of builders in more sophisticated and marketable house design, "Record Houses of 1963" will again bring the finest examples of architect planning to the nation's 20,000 top builders.

Record Houses of 1963


"standard of quality house design"

Architectural Record



119 West 40th Street
New York 18, N.Y.

*House for Arthur W. Milam, St. Johns County, Fla.
Architect: Paul Rudolph; Photo: Joseph Molitor*



•▶ *a new dimension in architectural air grille design*

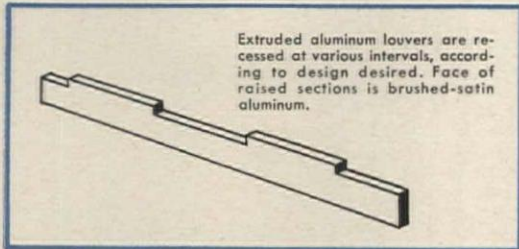



Custom Staccato air grilles

Highlight "notes" of vibrant aluminum, *in the design of your choice*, accented in relief against a recessed background of dark anodized color; air handling efficiency to match the distinctive beauty. That's superb new Custom Staccato by Titus!

Yes, here's truly the refreshingly new and different—EXTRUDED ALUMINUM AIR GRILLES WITH FACE *CUSTOM MADE TO THE DECORATIVE DESIGN THAT YOU SPECIFY*.


Think what this means! Now the grille face, *with your exclusive design* can be the focal point to harmonize with, or accent the overall architectural motif. Return air grilles need no longer be a problem—with Custom Staccato they can be a decorative asset to enhance your decor.



Extruded aluminum louvers are recessed at various intervals, according to design desired. Face of raised sections is brushed-satin aluminum.

The applications and design possibilities of Custom Staccato air grilles are endless. Use them with religious symbols in churches; abstract designs, emblems—and yes, even trade marks and trade names—in lobbies and other interior applications.

Send us your requirements (a rough sketch will do) . . . let us design a Custom Staccato for you.



New 12-page, full-color Custom Staccato Idea Catalog gives complete details, many suggested designs and applications. Mail coupon for your copy.

by

TITUS[®]

TITUS MANUFACTURING CORPORATION, Waterloo, Iowa

Branch Mfg. Plants: Hialeah, Fla.; Terrell, Texas; Phoenix, Ariz.

- Please send 12-page Idea Catalog on new Titus Custom Staccato air grilles.
 I would like to see sample Custom Staccato air grille. Have your representative call on me.

NAME _____

COMPANY _____

ADDRESS _____

CITY _____ STATE _____

FOR YOUR WALLS

CONSIDER THE
COST-SAVING
WORK-SAVING
BEAUTY-
ENHANCING
ADVANTAGES
OF

Masland Duran
FABRIC BACKED VINYL
Wallcoverings

Underwriters' Laboratories, Inc.

INSPECTED
WALL COVERING MATERIAL
Not Over 100 Sq. Ft. (Issue No. XXXX)
FIRE HAZARD CLASSIFICATION
(Based on 100 for untreated red oak)
FLAME SPREAD: 15 FUEL CONTRIBUTION: 10
SMOKE DEVELOPED: NEGLIGIBLE

NOTE: The wall covering material is to be applied to non-combustible interior surfaces with the manufacturer's No. M02000 adhesive in accordance with the application instructions provided with the product.

EASY TO CLEAN

LONG WEARING

DISTINCTIVE
COLORS AND
PATTERNS

write for
color samples

THE MASLAND DURALEATHER CO.
Dept. 36, Philadelphia 34, Pa.
Plants: Mocksville, N. C. and Philadelphia, Pa.

Office Literature

continued from page 238

METAL ACOUSTICAL PANEL

(A.I.A. 39-B) *SoundLock* metal acoustical ceiling panels using cellular core construction are described in booklet. *The SoundLock Corp., 210 Skokie Valley Road, Highland Park, Ill.*

CIRCLE 426 ON INQUIRY CARD

LAMINATES

(A.I.A. 35-C-12) "Architectural File Folder" gives technical data on Parkwood laminates, including *Genuwoods*, real wood veneers laminated with a protective melamine overlay. *Parkwood Laminates, Inc., 134 Water St., Wakefield, Mass.**

CIRCLE 427 ON INQUIRY CARD

ROOF AIR CONDITIONER

Brochure gives details on *Market-Aire*, commercial roof-top air-conditioning unit which carries a five-year guarantee on all parts. *Texas Products Mfg. Co., 919 Taylor St., Waco, Tex.*

CIRCLE 428 ON INQUIRY CARD

SCULPTURED WALL PANELS

A low-cost line of sculptured wall panels, cast in lightweight concrete, is illustrated in a 12-page booklet. *Architectural Elements Corp., 124 E. 40th St., New York 16, N.Y.*

CIRCLE 429 ON INQUIRY CARD

CERAMIC-LIKE COATING

(A.I.A. 23-G) Brochure gives details on *Sanitile*, a ceramic-like coating for use over all coated or uncoated walls and ceilings. *The Master Mechanics Co., 4475 E. 175th St., Cleveland 28, Ohio*

CIRCLE 430 ON INQUIRY CARD

INTERIOR MARBLE

Recommended specifications and detail plates showing interior marble installations are given in 120-page book which is offered free to architects who write on letterhead paper. *Marble Institute of America, Inc., 32 S. Fifth Ave., Mount Vernon, N.Y.**


DAYLIGHTING

A 46-page book, "I.E.S. Recommended Practice of Daylighting," gives data on design evaluation, visual requirements and factors affecting visual recognition and performance. 50 cents each. *Illuminating Engineering Society, 345 E. 47th St., New York 17, N.Y.*

*Additional product information in *Sweet's Architectural File*

FREE CATALOG

OFFERS YOU
HELPFUL TECHNICAL DATA ON
WILLIAMS
SEALS, GASKETS and
WATERSTOPS for
Masonry and Concrete Construction



Gives you latest facts about the newest materials, design features and application procedures for rubber and vinyl seals.

- Detailed drawings, property tables, illustrations, complete technical data.
- Control joint seals, masonry coping seals, panel seals for prefab and precast walls, isolation and control gasket—properties, dimensions and "how to use" data.
- Rubber, vinyl and neoprene waterstops—their specifications and application methods.

SEND FOR YOUR COPY TODAY

WILLIAMS

SEALS and GASKETS DIV.

WILLIAMS EQUIPMENT and SUPPLY CO., INC.
486 W. Eight Mile Road, Hazel Park, Mich.

Williams Equipment and Supply Co., Inc.
486 W. Eight Mile Rd., Hazel Park, Mich.

Please send new catalog on seals, gaskets and waterstops.

NAME _____

COMPANY _____

ADDRESS _____

CITY _____ STATE _____

For more data, circle 115 on Inquiry Card

For more data, circle 116 on Inquiry Card

UP AND OCCUPIED IN DAYS*, NOT 32 WEEKS!

UNCLE BILL'S DISCOUNT STORE
CLEVELAND, OHIO

deHamel Construction
Company, Contractors,


Raymond A. Davies,
Architect, Cleveland, Ohio



(*60 days in this case, from ground-breaking to grand opening)

... because V-LOK interlocks!

Macomber's V-LOK Steel Framing System is engineered to reduce construction costs, advance occupancy. All interlocking connections are seated with a hammer blow . . . provide unequalled framing rigidity and strength. And exclusive V-Section chords are nailable for faster decking. Result: You get a stronger, more rigid frame faster . . . lower your building cost per square foot. Practical, too. The V-LOK system includes room to grow . . . permits wide design latitude for loading, clear heights, roof type, bay areas. And V-LOK is compatible with modern finishing materials and techniques.



For FREE 48-page design manual, return this coupon today.




MACOMBER
CANTON 1, OHIO

SUBSIDIARY OF SHARON STEEL CORPORATION

ALLSPANS • V-LOK • V-PURLINS • ROOF DECK
BOWSTRING TRUSSES • MACOFORM • STRUCTURAL STEEL

LOOK UNDER
"STEEL FABRICATORS"

to find your local
MACOMBER
Representative
in the Yellow Pages



See our Catalog
in SWEET'S

Please send me
your V-LOK Design Manual.

NAME _____

COMPANY _____

POSITION _____

ADDRESS _____

CITY _____

ZONE _____

STATE _____

VAR-13



For more data, circle 117 on Inquiry Card

Your HEART FUND GIFT



FIGHTS THEM ALL

HEART ATTACK

Most victims now recover and go back to work—often to the same job.

STROKE

No longer hopeless. New surgical techniques, new drugs, prevent or reduce invalidism among victims. New methods of rehabilitation return thousands of stroke patients to productive lives.

HIGH BLOOD PRESSURE & HARDENING OF THE ARTERIES

Finding the basic causes of these disorders, responsible for 90 percent of all heart disease, has Number 1 priority in heart research.

RHEUMATIC FEVER

Rheumatic fever and rheumatic heart

disease, a major childhood menace, now can be prevented by control of "strep" infection.

INBORN HEART DEFECTS

Many defects of the heart and great vessels, only recently beyond help, now can be corrected in many cases by miracles of surgery.

* * *

These great advances, speeded by 75 million Heart Fund dollars invested in research, are prolonging lives.


But 928,000 Americans died of heart and circulatory diseases last year because we still lack vital knowledge in preventing these diseases.

This knowledge can only come from more research which you make possible when you give to the Heart Fund.

More will Live the more you Give

HEART FUND

ADVANCED LIGHTING METHODS For ADVANCED SELLING PROFITS




F1565 Series



No. 6604



6400 Series



6000 Series



Progressive retailers of all types, from huge department stores to swank specialty shops, have discovered that it pays in added sales—added profits—added savings—to install HOLOPHANE Lighting . . . Engineered on time-proven principles of prismatic control, HOLOPHANE luminaires offer these unique advantages: most effective, color-true illumination of

wares on display; accelerated selection by patrons; greater visual comfort; handsome modern design; installation and maintenance economies . . . Before you decide on any lighting system get the facts about HOLOPHANE leadership in "store-tailored" illumination . . . Consult HOLOPHANE engineers through your professional advisors, without obligation.

Write for new 12 page brochure on Lighting for Various Store Areas.



HOLOPHANE COMPANY Inc.

Lighting Authorities Since 1898


1120 Avenue of the Americas, New York 36, N. Y.

The Holograph Co., Ltd., 418 Kipling Ave. So., Toronto 18, Ont.

For more data, circle 118 on Inquiry Card



“What we wanted were air conditioners that would go through the wall, give good cooling, be quiet, dependable, good-looking—and tie in with a hot-water heating system.”



“What we wanted, we got—475 General Electric Zonline 42’s.”



Listen to Max Schreiber, co-owner of 5757 Sheridan—20-story luxury apartment overlooking Chicago’s Lake Michigan beach front:

“We’re completely sold on zonal air conditioning systems. They let tenants control their own temperature. They can bring in fresh, filtered air without opening windows, too. And, of course, if a central-plant system goes out, the whole building suffers. No danger of that with a zonal system.

“And we’re completely sold on General Electric. We’ve used their window units in our other apartments and found them most dependable and efficient.

“So when our architects, Loewenberg & Loewenberg,

recommended the new Zonline ‘42’ for 5757 Sheridan, we agreed right away. It was simple to build in these convactor cabinets with the air conditioner above, the hot water pipes below. The cabinet itself doubles as a window seat and shelf. Our tenants have heating and cooling in one good-looking, easy-to-get-at unit.

“And, in talking to our tenants, we found that they are very, very pleased with the *quietness* of the Zonline ‘42’. And that, of course, pleases us.”

Add the flexibility of zonal air conditioning to your next building with General Electric’s Zonline ‘42’. Build it in for cooling alone—or combine it with hot water or electric heating. For complete information, write to the General Electric Company, Room Air Conditioner Dept., Building 104A, Louisville 1, Kentucky.


By any measure... There is nothing just as good as General Electric

Progress Is Our Most Important Product

GENERAL  ELECTRIC

For more data, circle 119 on Inquiry Card

If you have any of these problems...



HOW MUCH RUBBISH TO BURN?

BURNING FREQUENCY?

TYPE OF BURNER?

HOW MUCH FLOOR
SPACE REQUIRED?

WHAT SIZE FLUE?

TYPE OF FEED DOOR?

in selecting the right incinerator for the job...



10826-DB

*let the **Donley Selector Chart** give you the facts!*

The new DONLEY INCINERATOR SELECTOR CHART takes the guesswork out of specifying incinerators for the buildings you design. In four simple steps you can determine the type and size you require for a given number of rooms or offices and select optional features such as automatic or semi-automatic burners and feed and fire doors. Construction specifications include all dimensions and recommended flue sizes for low rise and high rise buildings.

Send for your copy of Donley's INCINERATOR SELECTOR CHART today. It shows you how to specify a complete incinerator installation in four easy steps.

Donley
BROTHERS

THE DONLEY BROTHERS COMPANY

13972 Miles Avenue
Cleveland 5, Ohio

For more data, circle 120 on Inquiry Card

Accent the grain of wood paneling



Cabot's Stain Wax used for interior woodwork. Architect: Aaron G. Green, San Francisco.

Stain, wax and seal
in one easy
operation with

Cabot's STAIN WAX

Here's a unique combination of a stain, a wax and a sealer which penetrates deeply into the wood, producing a rich, satin-like finish beneath which glow the delicate shadings of the wood grain. Ideal for blond and pickled effects as well as antiquing.

... in eleven
appealing colors,
White and
Natural



SAMUEL CABOT INC.

129 South Terminal Trust Bldg., Boston 10, Mass.

Please send Cabot's Stain Wax color card

For more data, circle 121 on Inquiry Card

The patio door that fulfills design demand
anywhere in the land . . . PATIO MAGIC



Hopkinson House
Philadelphia, Pa.
Stonorov & Haws, Architects
R.M. Shoemaker, Gen. Contr.

Ideally suited for volume homes, custom homes, light-commercial, or the requirements of high-rise buildings.



7240 N.E. 4th Ave.
Miami 38, Florida

For more data, circle 122 on Inquiry Card

A comprehensive source of design information on multiple dwellings

Here is a magnificently illustrated survey of some of the best recent work in multiple dwellings. More than 50 varied projects by leading architects — ranging from two, three, and four-family buildings up through giant apartment-cities housing thousands of families — are graphically shown in more than 275 photographs and over 200 floor plans and drawings.

The expertly written book gives practical information on important social and design considerations. You find a wealth of up-to-date design information, plus the stimulation of seeing the best efforts of some of today's finest architects.

APARTMENTS AND DORMITORIES

By the Editors of *Architectural Record*

238 pages, 8 3/4 × 11 1/8,

over 475 illustrations, \$9.75



10 DAYS' FREE EXAMINATION DIRECT FROM PUBLISHER

McGraw-Hill Book Co. Dept. FARR-1
327 W. 41 St., N.Y.C. 36

Send me *Architectural Record* APARTMENTS AND DORMITORIES for 10 days' examination on approval. In 10 days I will remit \$9.75, plus few cents delivery costs, or return book postpaid. (We pay delivery costs if you remit with orders; same examination and return privilege.)

Print name

Address

City Zone State


Company Position

For price and terms outside U.S.A.
write McGraw-Hill Int'l., N.Y.C.

FARR-1

JOINTS

**Rubber-weld 'em
at any
temperature
for stand-up
leakproofing
through every
temperature...
with polysulfide
base sealant.**



Sealing compound with THIOKOL® polysulfide polymer (synthetic rubber in liquid form) can be applied at any temperature at which a man can work. It welds itself to all building materials with an adhesive and cohesive bond that bears the brunt of seasons—season after season. Let it freeze. Let it bake. Let the wind blow. Properly applied polysulfide base sealant absorbs shock and vibration, will expand to better than twice its original width and shape—and recover—without tearing, sagging, or diminishing in serviceability. One or two-part systems installed by caulking gun custom fit any joint on the job site. Polysulfide-base sealants meeting American Standard Specification A116.1 produce the most satisfying weatherproofing job you can get. You may pay more for sealant, but you can't buy better.

Thiokol

CHEMICAL CORPORATION

780 N. Clinton Ave., Trenton 7, New Jersey

In Canada: Naugatuck Chemicals Div.,
Dominion Rubber Co., Elmira, Ontario

Here's how...

free application handbook shows joint preparation, correct mixing and handling techniques for polysulfide base sealant. Write on your letterhead to Thiokol.



Thiokol makes raw material only. Names of manufacturers of finished sealants furnished on request

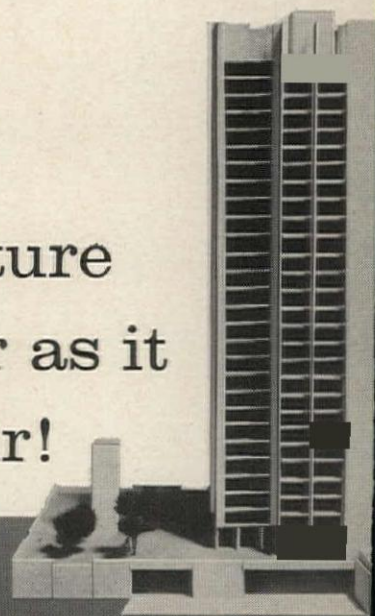
For more data, circle 123 on Inquiry Card



DAY-BRITE
®

This is the **Clymatron**®
...FIRST air-handling lighting fixture
to transfer heat and room air as it
delivers light and conditioned air!

*Building Model courtesy
Washington University (St. Louis)
School of Architecture*



Complete Comfort Conditioning with light and air!

From Day-Brite and Barber-Colman, leaders in lighting and air-handling equipment, comes a *new dimension* in dynamic integration of building illuminating and air-conditioning systems by combining lighting, air distribution and automatic temperature control in *one* ceiling element.


CLYMATRON can reduce space cooling problems by exhausting lighting heat before it enters the space, while *simultaneously* supplying conditioned air *and* returning room air. Delivers more light... lowers air quantity requirements.

It can transfer waste heat energy to new single inlet air mixing units, combining to *eliminate* the cost of interior zone hot air ducts or reheat coils and piping.

CLYMATRON locates electronic temperature sensing elements in the return air flow to provide faster response. It eliminates wall thermostats.

CLYMATRON housing is separated from supply air by a *new insulation* combining sound absorption, radiant reflection and fire resistance. Lamp operating conditions are controlled for peak light output and color match. Return air is filtered by baffled inlets to reduce maintenance.

PATENT NUMBER 2,991,708.
OTHER PATENTS APPLIED FOR



Barber-Colman air-handling components snap on quickly. Division of trade jurisdiction is clearly defined and union endorsed.



CLYMATRON is available in modular sizes for all types of ceilings and in a wide choice of plastic and glass enclosures. For detailed information, write for 8-page illustrated brochure. Day-Brite Lighting, 6260 N. Broadway, St. Louis 15, Mo.

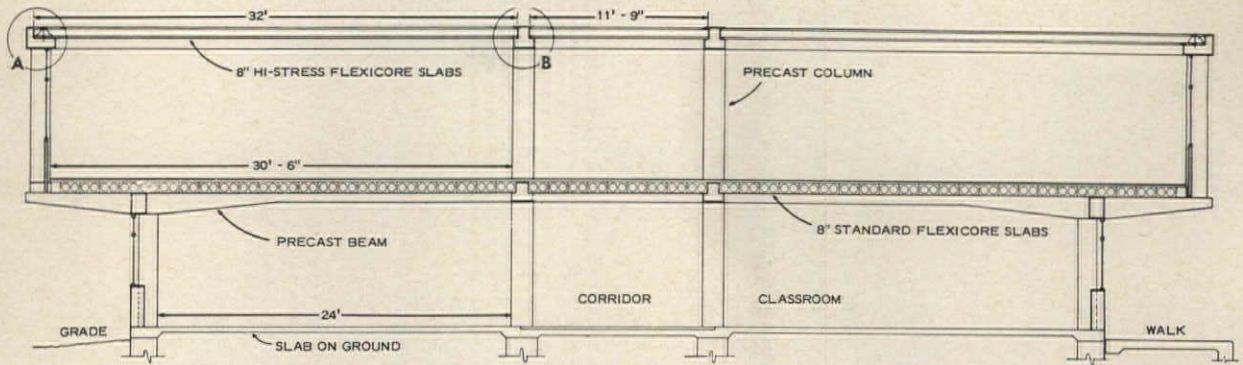
E-44



A DIVISION OF EMERSON ELECTRIC

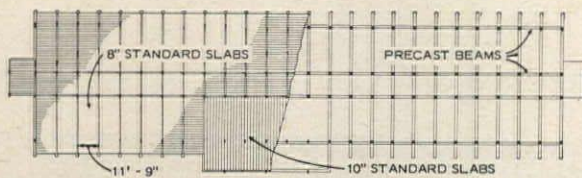
DAY-BRITE LIGHTING, ST. LOUIS, MO., TUPELO, MISS., SUNNYVALE, CALIF.

For more data, circle 124 on Inquiry Card

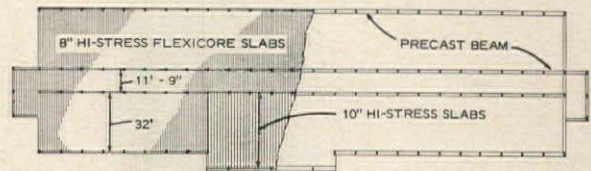


LATERAL SECTION. Hi-Stress Flexicore slabs, 32' in length, are used for long-span ceilings on second floor of classroom wing of Rutherford B. Hayes High School, Delaware, Ohio. The entire frame is precast concrete columns and beams.

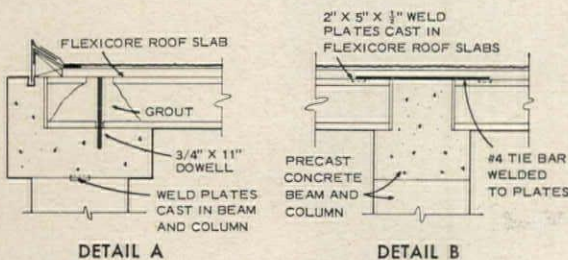
New Hi-Stress Flexicore Slabs Give Improved Performance On 32-Foot Roof Span



SECOND FLOOR FRAMING, CLASSROOM WING. Lateral precast beams serve as bearing for standard Flexicore slabs. Both 8" and 10" slabs used.



ROOF FRAMING, CLASSROOM WING. Longitudinal precast beams support Hi-Stress roof slabs which are tied to beams to provide lateral bracing.

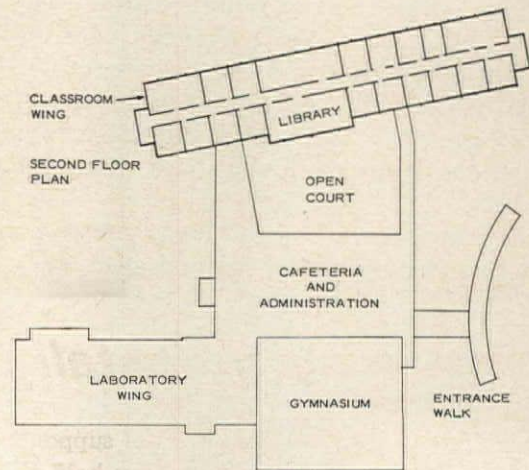


New Hi-Stress Flexicore slabs use high-tensile 7-wire stress-relieved strands to produce fully prestressed units. These slabs provide long, clear spans, high load carrying capacity and give improved performance.

The steel strands are accurately pretensioned, before the slabs are cast, and introduce a controlled camber into the units.

In this project, Hi-Stress Flexicore slabs were used for 32-foot roof spans, and 12 months after erection, show excellent performance. Standard Flexicore units (with mildly pretensioned reinforcing rods) were used for floors at second story.

Ask for "Flexicore Facts 96" on this project and "Hi-Stress Flexicore" Bulletins. Write The Flexicore Co., Inc., Dayton 1, Ohio, the Flexicore Manufacturers Association, 297 South High Street, Columbus 15, Ohio, or look under "Flexicore" in the white pages of your telephone book.



RUTHERFORD B. HAYES HIGH SCHOOL, Delaware, Ohio has frame of precast concrete columns and beams, and floors and roofs of Flexicore precast decks. Kline & Swartz of Chillicothe, Ohio are the architects.




Long span Hi-Stress ceiling before partitions installed.



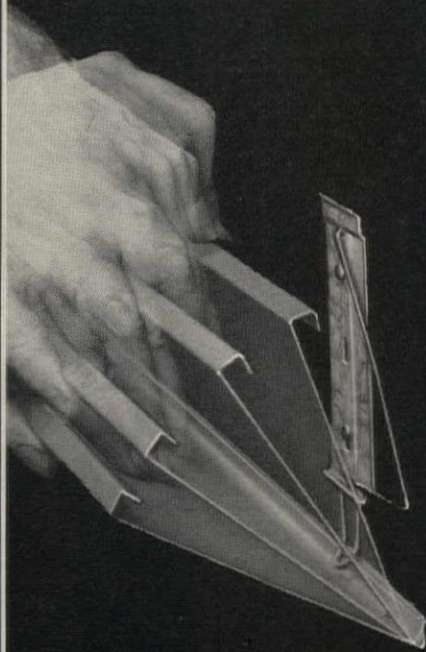
Lateral beams at second floor cantilever 7'-3".



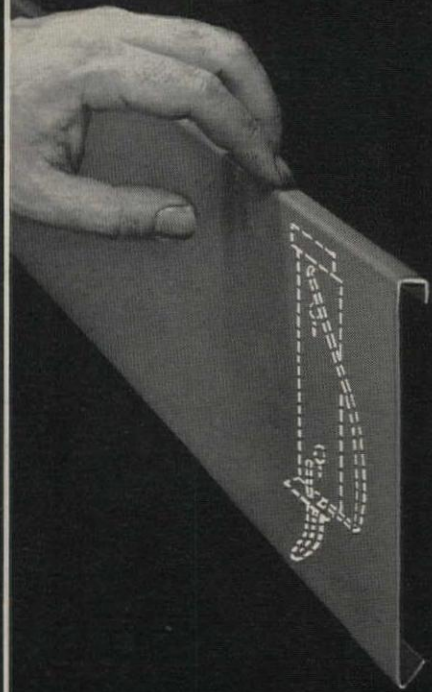
For more data, circle 125 on Inquiry Card



UNDER



...UP

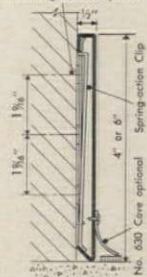


...ON

It's that easy to install Milcor Clip-On Metal Bases

Here's metal base with no visible means of support. The secret is in unique, patented spring-action clips. Hidden behind the base, they hold it securely and also serve as splice plates where sections join. There are no exposed screw heads. In addition to the speed of the three-step installation method, Milcor Clip-On Metal Bases offer other desirable advantages. The spring tension of the clips compensates automatically for minor variations in floor level — makes it easier to make vertical adjustments. The base can also be removed and re-installed at any time without damage or loss of material. Like all Milcor metal bases, a Milcor Clip-On Base provides the durability and impact resistance of steel at an installed cost competitive with other materials. For detailed information on these and other products in the Milcor line of interior metal trim, see Sweet's section 12a/In, or write for catalog 202.

Fastening method optional



No. 803-S Metal Base
(18 ga. steel, prime painted.
Corner and end fittings available.)

Member of the Steel Family

MILCOR

ML-62

Inland Steel Products Company
DEPT. A, 4033 WEST BURNHAM STREET, MILWAUKEE 1, WISCONSIN

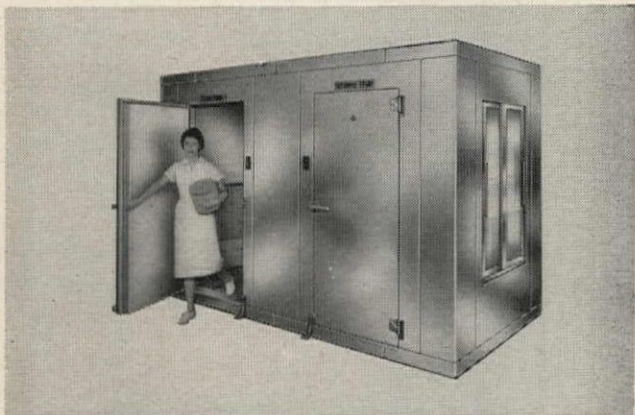
BALTIMORE 5, BUFFALO 11, CHICAGO 9, CINCINNATI 25, CLEVELAND 14, DETROIT 2,
KANSAS CITY 41, MO., LOS ANGELES 58, NEW YORK 17, ST. LOUIS 10, SAN FRANCISCO 3

DEPT. L, 4069 WEST BURNHAM STREET, MILWAUKEE 1, WISCONSIN

For more data, circle 126 on Inquiry Card



This was the world's most advanced design.



Until we made this one.

Bally Walk-In Coolers and Freezers are now made with science's wonder insulation... Urethane "foamed-in-place"

The advantages of this new insulation represent a major design achievement that obsoletes all conventional insulated Walk-Ins ♦ With 97% closed cells it cannot absorb moisture . . . maintains peak efficiency, indoors or outdoors ♦ Insulating value is double . . . Bally 4" urethane equals 8½" of conventional insulation. Standard models ideal for use as minus 30° freezers ♦ Urethane, poured as a liquid, foams in place and binds tenaciously to the metal for great strength. Eliminates need for structural members. Replaces that space with insulation ♦ Lightweight urethane reduces weight to one-third for big freight savings . . . makes erection fast and easy ♦ Foamed door is extremely light in weight to open and close with little effort. Magnetic gasket provides positive seal ♦ Thinner walls increase usable space.

Your choice of Aluminum or Galvanized as standard finishes. Sections have Bally's Speed-Lok for quick and accurate assembly. Easy to add sections to increase size . . . easy to disassemble for relocation. Hermetically sealed refrigeration systems eliminate installation problems . . . reduce service costs.

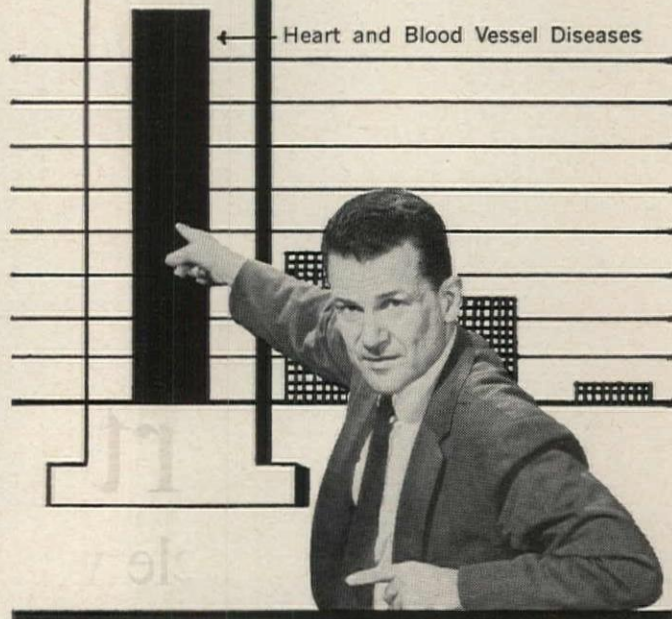
Write for free Architect's Fact File, complete with new Specification Guide, descriptive literature and technical booklet. Also see Sweet's Architect File 25a/Ba.

Bally

Bally Case and Cooler, Inc.
Bally, Pennsylvania
Write Department A.R.

For more data, circle 127 on Inquiry Card

put
first things first



You probably can't give to every worthy health appeal. But how can you choose among them? Why not give *first* to those causes that mean the most to you, your family and your business?


#1 Health Enemy

The heart and blood vessel diseases are the #1 health enemy in the United States today. They take more lives each year than all other causes combined. They afflict more than 10 million adults and children. They cause a work-loss of 69 million man-days annually at an estimated cost of a billion dollars.

HEART DISEASE IS THE #1 KILLER. So, put first things first. Put your Heart Fund at the top of your gift list for health.

**GIVE to your
HEART FUND**





fact report on Vanaweve

...the multi-miracle wall covering fabric

Art and chemistry combine to create a new form of beauty in Vanaweve, one of the most practical and durable wall coverings ever known. Some of its advantages:

What is it made of? Vanaweve is woven with Rovana* monofilament, a new textile development of The Dow Chemical Company.

How does it look? Styled by Remy Chatain of Stockwell, it has esthetic qualities, texture, surface interest and dimension only weaving can give. An infinite variety of colors and patterns can be created — used naturally or as beautiful backgrounds for printing.

Very Versatile. Vanaweve complements contemporary or traditional settings — formal or informal. Can be used with matching or coordinated Vanaweve drapery fabrics.

Durable. Offers excellent protection against scuffing, rubbing, tearing and abrasions. When properly installed, will not rot — is not affected by mildew, fungus, vermin — even in warm humid climates.

Easier to care for. Non-toxic. Mild soap or detergent and a moist sponge easily remove surface dirt. Non-absorbent. Dirt cannot penetrate. Contains no materials considered injurious or toxic under normal conditions.

Dimensional stability. Contains no plasticizers, is impervious to extreme temperature variations. Shrinkage less than 1.5%, tested under Federal Specifications CCC-C-408.

Stain resistant. Latex adhesive forms a seal which protects the paper backing from water-borne stains and soiling beneath the surface fabric.

It is breathable. Fabrics of Vanaweve are laminated with a breathable acrylic latex adhesive that allows moisture vapor to pass through easily.

It is colorfast. Tests of 200 hours made in an Atlas Fade-o-meter, method 5660, Federal Specifications CCC-T-191 show no appreciable change in color.

Application. Vanaweve adheres perfectly to regular plaster, sand plaster, dry walls, plywood, foam insulation or steel panels. Normal wallpapering methods are all that are required.

Summary. Vanaweve is a new form of beauty, a completely new kind of fabric wall covering with amazing textural and dimensional appeal. It is versatile, more durable, fire resistant, easier to clean, requires less care. It is colorfast, rot and mildew resistant, dimensionally stable. It is the multi-miracle fabric wall covering. Available now. Write to the following sources for further information:

The Warner Company
108 South Desplains Street
Chicago 6, Illinois

Stockwell Wallpaper Company
3262 Wilshire Boulevard
Los Angeles 5, California

Richard E. Thibaut, Inc.
P.O. Box 1541, General Post Office
New York 1, New York

Seabrook Wallpapers
421 South Main Street
Memphis, Tennessee

Cassidy Hicks Wallpaper Company
1721-23 Lawrence Street
Denver 1, Colorado

*REG. T.M.

For more data, circle 128 on Inquiry Card

Practical... Design Oriented...

Curtain Wall Framing Systems from PPG

Neat, clean-lined PITTco® Framing Systems are engineered to withstand the extremes of temperature, humidity and precipitation encountered in even the most critical applications. Integral weep and vent designs handle condensate problems and permit breathing of spandrel pockets.


In addition to the standard PITTco Framing Systems shown, PPG offers architects custom design and fabrication service to meet any specialized curtain-wall design requirement. A PPG Architectural Representative will be pleased to consult with you at any time regarding application of standard or custom PPG curtain wall components—framing, spandrel and vision-area materials, doors and entrance ways.

For detailed curtain wall information, see Sweet's Architectural File, Section 3a. For data on complementary PPG product lines for entrances, spandrels, glazing, see Sections 16e, 19e, 7a, 21, 3e, 16d.

Complete glass curtain wall systems from one source

PPG provides all components for glass curtain walls, including glass spandrels, glass doors, insulation, and every type of glass for vision areas.

Originally engineered as "systems," PPG curtain walls assure fast, precise erection . . . and PPG will accept full responsibility for installation, if you so specify.



Versatile . . . for single- and multi-story . . . PITTco 900 Series

The all-aluminum PITTco 900 Series consists of these basic components:

A Three major vertical mullion extrusions with various load-bearing characteristics. Standard: 1 $\frac{7}{8}$ " x 4 $\frac{3}{8}$ "; Premier: 1 $\frac{7}{8}$ " x 4 $\frac{1}{2}$ "; Heavy-Duty: 2 $\frac{1}{2}$ " x 6 $\frac{1}{8}$ ".

B Four major horizontal extrusions that permit flexibility in exterior reveals yet provide flush interior mullion and spandrel pocket surfaces.

C Special sill, head and expansion members, as well as transom bar units and fittings, to accept all PPG door styles and compatible with all other PITTco Framing Systems. Members are fully interchangeable to meet the framing requirements of any design. The PITTco 900 Series accepts $\frac{1}{8}$ ", $\frac{3}{16}$ " and $\frac{1}{4}$ " glazing.



LUTHERAN THEOLOGICAL SEMINARY, Columbia, S.C. • Architect: Lyles, Bissett, Carlisle & Wolff, Columbia. PPG Products: 900 Series Curtain Wall Framing; SOLARGRAY Glare-reducing Glass; polished Pittsburgh Plate Glass; TUBELITE® Doors and Frames.

Superior for high-rise application . . . PITTco 82-X



Crisp, clean, strong lines for almost any multi-story structure! Patented PPG design features a continuous exterior stainless steel glazing retainer with snap-on cover moldings for both vertical and horizontal mullions.

A variety of 2" steel structural tube members ranging in depths from 1" to 6" are available to meet specified wind and shear loads. Face moldings permit wide flexibility in sight-lines with reveals variable from 3/4" to 5". Face members and tube covers are rolled or extruded from aluminum, bronze or stainless steel.

For insulating-glass . . . PITTco 25-X

A variation of the PITTco 82-X system, employing 2 1/2" wide mullions to permit glazing with 1" PPG TWINDOW® Insulating Glass.


808 OFFICE BUILDING, Washington, D.C. • Architect: Vlastimil Koubek, A.I.A., Washington, D.C. • PPG Products: 82-X Curtain Wall Framing; White CARRARA® Spandrels; WEST and TUBELITE Doors.



Flexibility at moderate cost . . . PITTco 670

A basic 2 1/8" by 2 1/8" aluminum extrusion is used interchangeably for both horizontal and vertical mullions. 2 1/8" by 3/4", 1 1/2", or 2" screw-on, compression-type face unit extrusions permit variable exterior mullion reveals. Members are secured through use of the unique PITTco C-670 spline clip and self-tapping screws. The 670 system accepts 7/32" and 1/4" glazing and spandrel materials. Special body extrusion permits use of 1" TWINDOW® Insulating Glass.

MUTUAL OF OMAHA BUILDING, Washington, D.C. • PPG Products: 670 Curtain Wall Framing; SOLARGRAY® Glare-reducing Glass; Custom Gray SPANDELITE®.



PITTco Architectural Metals from . . .

Pittsburgh Plate Glass Company

Paints • Glass • Chemicals • Fiber Glass
In Canada: Canadian Pittsburgh Industries Limited



For more data, circle 129 on Inquiry Card

TRIM TROFFER[®]

REGRESSED EXTRUDED ALUMINUM

SLIM TRIM OR ACCENT TRIM with FEATURE STRIP

7½"x48" — 1x4 — 2x2 — 2x4 — 3x3 — 4x4

naturally by **NEO-RAY**
PRODUCTS, INC.

MANUFACTURERS OF LIGHTING PRODUCTS

315 EAST 22nd STREET • NEW YORK 10, N. Y.

WRITE FOR OUR NEW TRIM-TROFFER CATALOG

For more data, circle 130 on Inquiry Card



J. Linerd Conarroe, Architect
Chestnut Hill, Pa.



For Enduring Charm

... Specify

Architectural METAL WORK

by Fiske

Aluminum, Bronze,
Stainless Steel and Iron

J. W. Fiske ARCHITECTURAL METALS, Inc.

113-115 Pennsylvania Avenue, Paterson 3, New Jersey

For over 100 years, Architects have relied upon Fiske for the widest choice of artistic designs, materials, craftsmanship and dependability. Now, more than ever, Architectural Metal Work by Fiske . . . in Aluminum, Bronze, Stainless Steel and Iron . . . represents the finest obtainable.

Write for our catalog of designs or send blueprints for quotations.

ESTABLISHED 1858

For more data, circle 131 on Inquiry Card



U. S. Patent Nos. 2,839,202 and 2,990,066. Des. 184,595.

NOW AVAILABLE! Attractive, new VANITY TOWEL HOLDER! Accommodates any number or combination of towels! Write for details.

**HOTEL - MOTEL OWNERS
SAVE UP TO 50% WITH**

PLAZA TOWEL HOLDERS!

After an owner takes possession, he is still interested in cost-saving efficiency . . . more than 100,000 Plaza Towel Holders now in use in hotels and motels across the country testify to the positive savings they guarantee!

Designed by a motel owner, Plaza Towel Holders hold each towel separately . . . eliminate spilling and handling . . . save laundry, space, and labor. Guests are guaranteed clean towels . . . use towels only as needed. Present users report savings even up to 50% on towel costs!

WRITE US DIRECT for illustrated literature and full details . . . 3 sizes available—or see our Sweet's Architectural File listing.

PLAZA

PLAZA TOWEL HOLDER CO., 2016 North Broadway, Wichita, Kansas

For more data, circle 132 on Inquiry Card

Building on sandy soil...


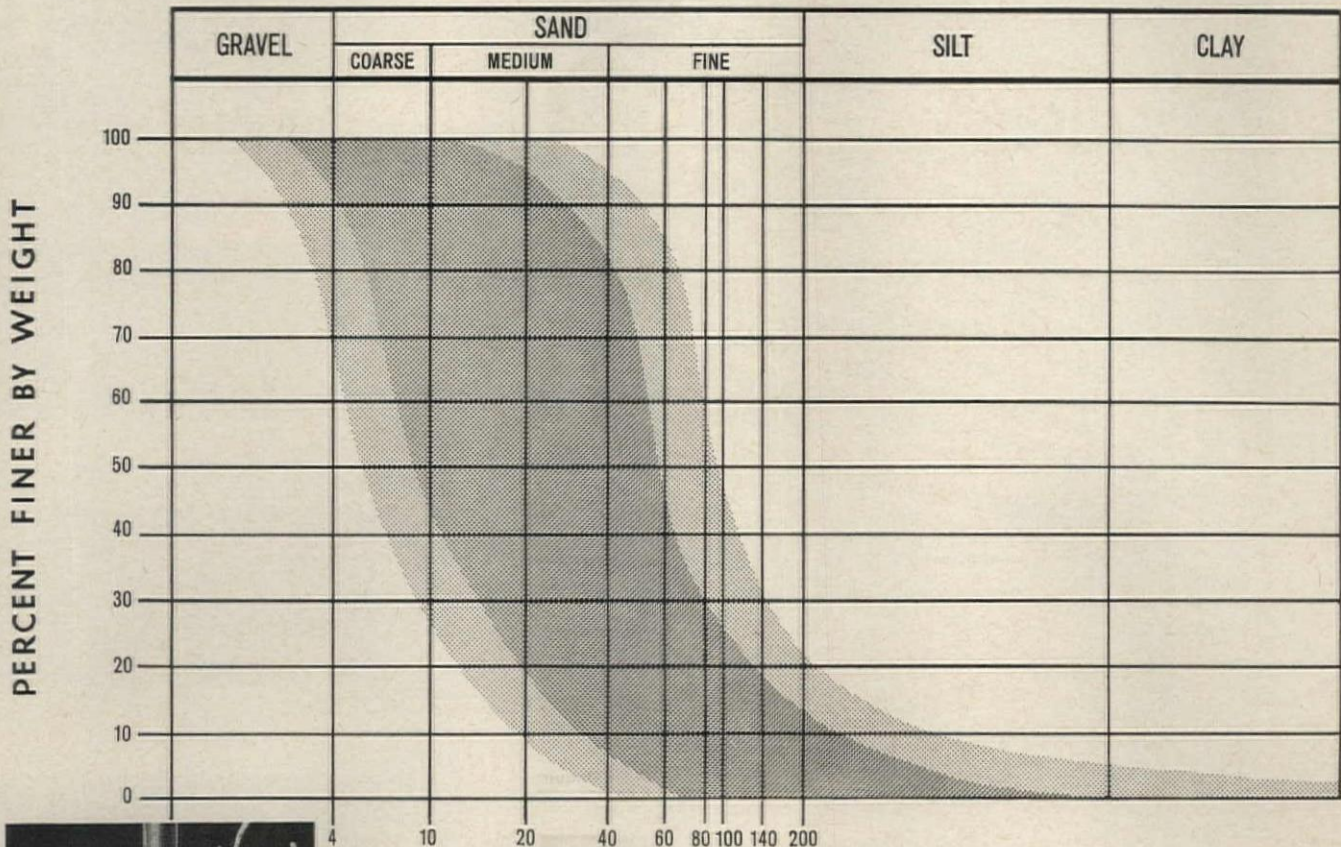


Diagram shows the lower end of a Vibroflot® machine in action to presettle sandy soil. Compaction is accomplished by a simultaneous saturation and vibration of the granular materials involved. During the application, fresh sand is added at the surface to compensate for the loss in volume caused by the increase in density (bearing capacity) of the compacted soil.

U. S. STANDARD SIEVE SIZE

Range of Granular Soil Suitable for Compaction by Vibroflotation® is shown in the shaded area of this sieve analysis chart.

When percentages of clay or silt are excessive, the material can often be excavated and back-filled with suitable soil and then compacted by Vibroflotation at a reasonable cost.



A uniformly dense foundation can be achieved by Vibroflotation.

Write for Booklet A-36

VIBROFLOTATION FOUNDATION CO.

930 FORT DUQUESNE BOULEVARD, PITTSBURGH 22, PA.

For more data, circle 133 on Inquiry Card



Penn Towers, most imposing structure in Phila.'s Penn Center, enclosed by 1152 LUPTON aluminum windows, features 30-story LUPTON curtain wall center panel.

New status address reflects ultra-modernity

Philadelphia's 30-story Penn Towers, a self contained "island" for total living, marks the first apartment-office building in the country. Its ground level is an imposing setting for stores, a restaurant, bank, and other services . . . framed by a broad two-story piazza. Topping this is a block-long, three-story modern office building. Rising above that are 518 apartments with all built-in conveniences. And crowning all, a roof-top pool, cabanas, and recreation area.

Penn Towers was conceived by a developer who has pioneered many advances in high-rise apartment dwellings and by an architect internationally famous for his forward-looking urban design. The reputation of aluminum curtain walls and windows by LUPTON made their use in Penn Towers a logical decision. In a word . . . there is an integrity of LUPTON engineering and design that you can count on. Why not plan this integrity into your next project?



Architect: Samuel I. Oshiver, Philadelphia, Pa. Owner-Builder: Penn Towers, Inc., Sylvester J. Lowery, President, Philadelphia, Pa.

with Lupton windows and curtain walls

Make exacting creative demands on us then watch your most imaginative uses of aluminum windows or curtain wall systems realized to the fullest. Responsibility is equally assured by our company's 25-year reputation for reliability.

Rely on LUPTON, then, for the ability to bring your ideas into the reality you visualize. For more about us, see Sweet's Architectural File (sections 3 & 17) for the Michael Flynn Aluminum Curtain

Wall and Window catalogs. Talk to your local LUPTON man, too . . . or write us direct.

LUPTON

MICHAEL FLYNN MANUFACTURING CO.

Main Office and Plant: 700 E. Godfrey Avenue, Philadelphia 24, Pa. West Coast Office and Plant: City of Industry (Los Angeles County), California. SALES OFFICES: San Leandro, California; Chicago, Illinois; New York City; Cleveland, Ohio; Dallas, Texas; Representatives in other principal cities.

For more data, circle 134 on Inquiry Card

SEVEN WAYS OF SAYING...
There's no place like Architectural Record



*American Airlines Terminal,
Idlewild Airport
Architects: Kahn and Jacobs
Photographer: Joseph Molitor*

for selling architects and engineers

Editorial values are the source of all magazine advertising values. Ask to see "Stimulus," the Architectural Record editorial story.

1 Architectural Record delivers your advertising to more architect subscribers—and more engineer subscribers—than any other architectural magazine.

20,314 architects and 10,954 engineers pay to read Architectural Record.¹ (And there are over three "pass-along" readers per copy.)²

2 The Record assures top verifiable coverage of your architect and engineer planned building market.

You cover—by paid subscription alone!—over 92% of the total dollar volume of all architect-planned non-residential building, and 85% of the residential—a fact documented by Dodge Reports.³

3 The Record's renewal rate is the highest in its field by far.

Reflecting an editorial content that is closely attuned to the interests of readers, Record's renewal rate is 12 per cent higher than that of the second magazine.¹

4 The Record brings you its unequaled architect and engineer subscriber audience at the lowest cost per page per 1,000.

11 per cent lower than the second-place magazine.⁴

5 Your prospects have outstanding confidence in what they read in the Record.

The best place to inspire confidence in your prospects is in the magazine that inspires confidence in its readers. Architects and engineers say they place greatest confidence in the Record for sound and accurate coverage of significant developments in building design and technology.⁵

6 Architects and engineers prefer the Record.

Architects and engineers have voted Architectural Record their preferred architectural magazine in 167 out of 184 studies sponsored by building product manufacturers and their advertising agencies.⁶

7 In the Record you're in building's busiest magazine marketplace.

Each month architects and engineers look to the Record's advertising pages for the most complete selection of building products available in any magazine.

For fifteen years in a row more building product advertisers have placed more advertising pages in Architectural Record than in any other architectural magazine.

And they did it again in the first nine months of 1962—by a margin of 54 per cent over magazine number two—85 per cent over magazine number three!

Architectural Record

F. W. DODGE
CORPORATION
A McGraw-Hill
Company



119 WEST 40TH STREET

NEW YORK 18, NEW YORK



"stimulus to creative architectural and engineering design"

1. Source: June 1962 ABC Publisher's Statement.

2. Estimate: Continuing Readership Research (1962).

3. Ask for Record's "Market Coverage" folder.


4. June 1962 ABC Publisher's Statements and rate cards.

5. Source: 1961 and 1962 Surveys: New Castle Products, Inc., Adams-Rite Mfg. Co., Ceco Steel Products Corp., Carthage Marble Co.

6. Ask for "Summary of Preference Studies."

A-IC-LC*

TELLS YOU WHERE TO REACH
FOR BUYING INFORMATION!



*These symbols are used in the facing index to tell you which advertisers make their catalogs instantly accessible in Sweet's Catalog Files. The letters stand for the Architectural, Industrial Construction and Light Construction Catalog Files.



SWEET'S CATALOG SERVICE

Division of F. W. Dodge Corporation
119 West 40th Street, New York 18, N. Y.

A McGraw-Hill Company

ARCHITECTURAL BRIEFS
on special-purpose
electrical wiring devices

SAFETY OUTLETS

"TWINSAFE" PROTECTIVE OUTLET

SG-62

Protects children or irresponsible adults from shock if they push metal objects into slots because it shunts current away from inserted object. Power flows only when plug is in place. Also grounds 3-wire cords from appliances and tools. UL listed. 15 A., 125 V., brown or ivory. See Page 126-T in our Catalog 29.



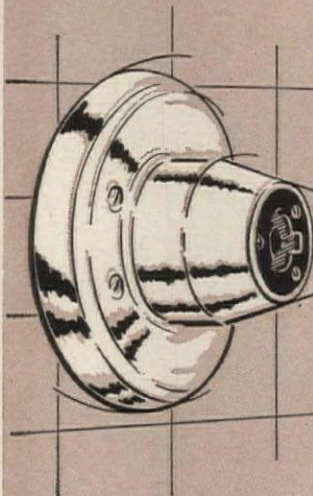
EXPLOSION-PROOF OUTLET AND PLUG

No. 24303 et al

For all Class I, Group C or D, atmospheres in operating, delivery, anesthesia, or incubator rooms or industrial areas. UL listed and described in NFPA Bulletin 56.

Safety-chambered Hubbellock® outlet cannot arc while plug is being inserted or removed. Mechanically actuated micro-switches remain electrically dead until a specially keyed Hubbellock® plug is seated and rotated clockwise. Can't be energized by other plugs.

Special epoxy-filled, grounding plug No. 24312 for 3-wire cords is washable and contains no air spaces where explosive gases can accumulate. For new work or remodeling. 20 A., 125 V., 60-cycle AC only. See Page 32-A in our Catalog 29.



DUPLEX OUTLET GROUNDING ADAPTER

No. 5291

Plugs and screws into parallel or T-slot duplex outlets and converts them to 3-wire grounding outlets for plugs with U-shaped grounding blades. Useful in remodeling when occupancy can't be delayed for rewiring. Nothing in existing system is removed except outlet's cover plate screw. No rewiring needed with grounded systems. Also usable with ungrounded systems. UL listed. Brown or ivory. 15 A., 125 V. See Page 127-I in our Catalog 29.



FILE-SIZED CATALOG PAGES WILL BE SENT ON REQUEST



HARVEY
HUBBELL
INCORPORATED

Bridgeport 2

Connecticut

For more data, circle 135 on Inquiry Card




“Cec” Isbell* explains why you should

INSIST ON SAFWAY ROW-LOCKS

when you buy or
specify gym seating

*Cecil Isbell, sales manager of the Safway Seating Division, former Purdue All-American and Green Bay Packer football star.



Marquette High School gymnasium, Milwaukee, Wis. Architects Brust & Brust, Milwaukee. Safway Gym Seats provide 3 full-size basketball courts when closed, 2808 spectator seats when open. Entire 18-row installation takes up only 36" on each side of gym when nested.

This exclusive “Row-Lock” is just one of several special features we have developed to make Safway Telescoping Gym Seats the strongest and safest on the market.

Located on the front of each wheel carriage, “Row-Locks” automatically engage each adjacent carriage as row sections are extended. With wheels thus **securely locked** in place under vertical columns, spectator loads are transferred directly to the floor and shock loads are evenly distributed throughout the entire structure. This “Row-Lock” feature, plus Safway’s rugged design—with 4 **horizontally and vertically-braced steel columns under each row**—provides the strongest seating structure known. Besides greater durability, it gives spectators a solid sense of security.

“Row-Locks” are automatically released “in sequence”—as each row returns to nesting position. This smooth closing action eliminates the problems encountered with random closing-type seating. It also lets you open **or close** as many rows as needed for any size audience—in one easy operation.

Safway Telescoping Gym Seats are available in a wide variety of types, heights, widths, and seat spacing. Let experienced Safway engineers help you with your seating plans. Write for Bulletin No. 163X.

SWP-59



SAFWAY STEEL PRODUCTS, INC.
6228 W. State St., Milwaukee 13, Wisconsin

For more data, circle 136 on Inquiry Card