




A R C H I T E C T U R A L

R E C O R D

Your interiors
can be both
BEAUTIFUL
and
FIRE SAFE

A Grinnell Automatic Sprinkler System can become a harmoniously blended part of the interiors you design.

Extending just a scant inch below the line of the ceiling, Grinnell *Flush-Type* Ceiling Sprinklers are hardly noticeable. Yet they mount unremitting guard against fire—stand ready 24 hours a day to provide dependable protection from the very first flame.



However, for the sake of retaining the attractiveness of your interiors, the time to figure on fire protection is at the start—while your plans are still developing.

So when your next project is in the blueprint stage, call in the Grinnell engineer. Long experienced in working with architects, he can give you details about the Grinnell Systems of fire protection designed for various commercial, industrial and institutional

buildings. There is no obligation. Grinnell Company, Inc., 269 West Exchange Street, Providence, Rhode Island. Branch Offices in Principal Cities.

GRINNELL PROTECTION AGAINST EVERY FIRE HAZARD



—Manufacturing, Engineering and Installation of Automatic Sprinklers Since 1878—

ARCHITECTURAL RECORD (Vol. 115, No. 4, April, 1954) is published monthly by F. W. Dodge Corp., 10 Ferry Street, Concord, N. H., with editorial and executive offices at 199 W. 40th St., New York 18, N. Y. \$5.50 per year; Foreign, \$20.00.

Entered as second-class matter at the Post Office, Concord, N. H., March 16, 1946, under the Act of March 3, 1879.

April 1954 Vol. 115 No. 4

Copyright 1954 by F. W. Dodge Corporation, with all rights reserved. ARCHITECTURAL RECORD (combined with AMERICAN ARCHITECT and ARCHITECTURE) is published monthly by F. W. Dodge Corporation, 10 Ferry Street, Concord, New Hampshire, with editorial and executive offices at 119 West 40th Street, New York 18, New York. Western editorial office, 2877 Shasta Road, Berkeley 8, California.

STAFF OF ARCHITECTURAL RECORD



H. Judd Payne, *Publishing and Editorial Director*; **Robert F. Marshall**, *General Manager*; **Marshall T. Ginn**, *Circulation Manager*. . . **Joseph B. Mason**, *Executive Editor*; **Emerson Goble**, *Managing Editor*; **Frank G. Lopez**, A.I.A., *Senior Editor*; **James S. Hornbeck**, A.I.A., *Senior Associate Editor*; **Elisabeth Kendall Thompson**, *Associate Editor and Western Section Editor (Berkeley, California Office)*; **Robert E. Fischer** (*Engineering*), **Florence A. van Wyck**, **Herbert L. Smith, Jr.**, A.I.A., **Jeanne M. Davern** (*News*), **Daniel M. Kelley** (*Engineering Assistant*); *Associate Editors*: **Ernest Mickel**, **Dan Street** (*Washington*), **John Caulfield Smith**, M.R.A.I.C. (*Canada*); *Contributing Editors*: **Marjorie Blake**, **Grace M. Anderson**; *Editorial Assistants*: **Peter Piening**, *Consulting Design Director*; **Eugene H. Hawley**, **Alfred Petersen**, *Design*; **Sigman-Ward**, *Drafting Consultants*; **Thomas S. Holden**, *Industry Relations Consultant*; **Clyde Shute**, *Statistical Consultant*; **George Cline Smith**, *Economics Consultant*; **Clifford Dunnells, Jr.**, *Field Research Consultant*; **Samuel C. Pace**, *Public Relations Consultant*.

TABLE OF CONTENTS

The Record Reports

Perspectives	9
News from Canada. <i>By John Caulfield Smith</i>	26
News from Washington. <i>By Ernest Mickel</i>	38
Construction Cost Index	42
Required Reading	46
Current Trends in Construction	350

Contemporary Planning for Cambridge

Plan for Cambridge University's Sidgwick Avenue site utilizes the full range of contemporary thinking to develop a campus with all of the delights traditional to an English University

Cambridge University Development; Sir Hugh Casson & Neville Conder, Architects 149

Prize-winning School on a Rugged Site

It may be asking a lot, but if the children like their school one would think the school deserved a prize. It is reported that they do like this one; possibly because it uses a great deal of color in rather gay combinations.

Split Site Yields Well Integrated Six-Grade School: Double Oaks Elementary School, Charlotte, N. C.; A. G. Odell, Jr. and Associates, Architects 156

Residence Hall Built Like a Breezeway

Orientation for breezes instead of for sunlight, in warm Hawaii, was the special concern of the architects of women's dormitories here presented. The two residence buildings are placed at a 45-degree angle to the breeze, and, as this is also the direction of tropical storms, protection was also a problem.

Frear Hall, University of Hawaii, Honolulu, T. H.; Richard Windisch, Edwin L. Bauer, G. J. Wimberly and Howard L. Cook, Associated Architects 163

Pace-setter for a Downtown Site

While a major bus terminal was the reason-for-being here, the development of an expensive site in Chicago's Loop only started with this problem; went on to include extensive retail shops, parking garage, and future office building. All combining to demonstrate an excellent pattern for improving our cities.

Greyhound's New Chicago terminal; Skidmore, Owings and Merrill, Architects 167

For Houses — Open or Closed Planning?


In Suburbia: equal demands on space and privacy: House for Carleton R. Richmond, Cambridge, Mass.; Carleton R. Richmond, Jr., Architect	174
In Resorts: the setting is capital, seclusion a profit: House for Dr. & Mrs. T. W. Cowan, Honolulu, T. H.; Lemmon, Freeth and Haines, Architects	177
In the Country: interior flexibility gains importance: House for Mr. and Mrs. Millard Rudd, Austin, Texas; R. Gommel Roessner, Architect	180

Architectural Interiors

Restaurant Wears Its New Look Gracefully: Remodeled Restaurant Mayan, New York; Carson and Lundin, Architects	182
---	-----

Building Types Study Number 209 — Office Buildings

A fairly technical study of the intricate inter-relationships of mechanical systems, structure, enclosure with each other and with the economic and amenity considerations of office building design. Several interesting new building projects, presented in a context of technical analysis.



COVER: Republic National Bank, Dallas, Texas: Harrison and Abramovitz; Gill and Harrell, Architects; Photo by Uric Meisel

Structure, Enclosure, Equipment, Economics and the Architect's Talents	186
Republic National Bank, Dallas, Texas; Harrison and Abramovitz, Gill and Harrell, Architects	187
The Impact of Mechanical Equipment on Design	195
Liberty Life Insurance Building, Greenville, S. C.; Carson and Lundin, Architects	199
Prudential Mortgage and Loan Building, Menlo Park, Calif.; Welton Becket and Associates, Architects and Engineers	202
Mile High Center, Denver, Colo.; Webb and Knapp, Inc., Architects; Kahn and Jacobs, G. Meredith Musick, Associated Architects	204
Office and Recreation Building: Anaconda Wire and Cable Co., Orange, Calif.; Welton Becket & Associates, Architects and Engineers	207
Esso Standard Oil Co.: Bayway Refinery Office, Linden, N. J.; Lathrop Douglass, Architect	208

Architectural Engineering

Elevators are Getting Smarter. <i>By G. B. Gusrae</i>	210
Huge Assembly Plant Engineered for Efficient, Safe Production: New Ford Assembly Plant, Mahwah, N. J.; L. Rossetti, Architect	216
Product Reports	221
Office Literature	222
Time Saver Standards	225

Index to Advertising

352

OFFICERS OF THE F. W. DODGE CORPORATION

James McV. Breed, *Chairman of the Board*; Paul Abbott and Thomas S. Holden: *Vice Chairmen of the Board*; Howard Barringer, *President*; Irving W. Hadsell, Chauncey L. Williams: *Executive Vice Presidents*; Howard M. Thompson, *Vice President and Treasurer*; Julius T. Little, Robert F. Marshall, T. Oliver Morgan, H. Judd Payne: *Vice Presidents*; Carl S. Bennett, Ralph M. Hairston, O. O. Paulsell, Richard H. Ray: *Regional Vice Presidents*; Edwin H. Freed, *Assistant Vice President and Comptroller*; George Cline Smith, *Assistant Vice President and Economist*; Walter F. DeSaix, Clifford G. Dunnells, Jr., Clyde Shute, Marc Wayne: *Assistant Vice Presidents*; Sanford D. Stockton, Jr., *Secretary*; William C. Breed, Jr., George W. Morgan, Jr.: *Assistant Secretaries*; Irving B. Satin, *Assistant Treasurer*.

OTHER F. W. DODGE SERVICES:

Dodge Reports and Dodge Statistical Research Service — Sweet's Files — "Planning Kit for Our New Home" — Chicago Construction News — Daily Pacific Builder — Denver Daily Journal — Real Estate Record & Builders' Guide.

Member of Audit Bureau of Circulations and Associated Business Publications. Architectural Record is indexed in Readers' Guide to Periodical Literature, Art Index, Industrial Arts Index and Engineering Index.

Every effort will be made to return material submitted for possible publication (if accompanied by stamped, addressed envelope), but the editors and the corporation will not be responsible for loss or damage.



Subscription rates in U. S., U. S. Possessions, and Canada: \$5.50 for one year, \$9.00 for two years, \$11.00 for three years. Elsewhere, subscriptions from those who by title are architects or engineers, \$6.50 for one year, \$11.50 for two years, \$15.00 for three years; subscriptions from all others outside U. S., U. S. Possessions and Canada, \$20.00 a year. Single copy price, \$2.00. Circulation Manager: Marshall T. Ginn. Change of Address: Subscribers are requested to furnish both old and new addresses, sending if possible the stencil impression from magazine wrapper. Allow four weeks for change.

THE RECORD REPORTS

P E R S P E C T I V E S

OBSCOLESCENCE CAME EARLY to the exhibition buildings erected for the Festival of Britain — all of them except the Royal Festival Hall and a small cinema and restaurant went under the wrecker's hammer within a matter of weeks after the five-month exhibition closed in September 1951. The architect of one of them, H. T. Reifenberg of London, told on a visit to New York last month of getting the government's request for a complete set of working drawings of his Power and Industry Building "for demolition purposes." Although like the other Festival architects he had known the end from the beginning — "I was enraged," he said. "I went to the telephone and told them I would never give them drawings for that purpose — never." Mr. Reifenberg of course had to capitulate in the end. The photographs of the building he carries with him show a handsome structure of brick, concrete and special asbestos cement panels developed by the architect himself. Space-frame construction of the roof saved 30 per cent on steel, according to Mr. Reifenberg, who also tells a memorable story about his efforts to secure approval of the structure from Freeman, Fox and Partners, one of the oldest engineering firms in Britain and the Festival's official engineers. The late Sir Ralph Freeman (his son is Sir Ralph now) had doubts: it was a "radical" solution, he told Mr. Reifenberg on the day of decision. "So was the Crystal Palace in its day," was Mr. Reifenberg's rejoinder — as it happened, the perfect answer: quite unknown to Mr. Reifenberg, Freeman, Fox and Partners cherished above all its distinguished history the firm's historic commission as the Crystal Palace engineers.

PUBLIC RELATIONS NOTE: on the morning after the Architectural League of New York opened its 1954 nationwide Gold Medal Exhibition of architecture, landscape architecture, engineering, sculpture, mural

decoration and "design and crafts," *The New York Times* covered it in a five-paragraph story on the woman's page. The first four paragraphs were devoted to announcement of the awards in the design and crafts classification. The fifth paragraph read, in full, as follows: "Other categories also represented in this exhibition include work in the field of architecture, engineering, landscape architecture, mural decoration and sculpture."

THE FEDERAL BUREAU OF PRISONS applauds the current effort of the American Institute of Architects to set up a special task force to study general principles to be considered in determining design criteria for penal institutions. "I know of no field of architectural design where there is less information than in the design of prisons," says the Bureau's director, James V. Bennett. "And there is scarcely any group of institutions so archaic and so in need of replacement as these ancient structures which are a millstone about the necks of all progressive penal administrators." Does the Bureau itself have any new view on prison design? Mr. Bennett: "I doubt that there has been any change in our views with respect to the need for penal facilities or in our emphasis on the need for more open-type institutions and less tool-proof steel bars, electrical cell locking gadgets and more dependence on brains rather than bars. We agree, of course, that for some prisoners there must be secure housing facilities, but our point of view is that the number who need to be kept in bastilles is far less than most architects and prison designers have heretofore believed. Prisons are presently being projected which will cost at least \$15,000 a cell, which in my judgment is far more than the ordinary legislator or taxpayer is willing to pay. And some substitute must be found."

FOR "ARTISTICAL MASTERSHIP," an end to ideas: the Czechoslovakian





architectural magazine *Architektura*, published in Prague, presents an English summary in each issue, and a recent one reports on a conference of Czech and Slovak architects. The heading is "Forward for the socialistic ideology, for artistical mastership for higher economy of Czech and Slovak architecture." What the conference achieved: "The greatest positive result brought by the conference was the ideological unity and a fighting spirit to [*italics ours*] make an end to all ideas slowing down the development."

FROM THE OTHER SIDE of the Iron Curtain, and the other side of the world, comes a letter from the Chief Editor of the "Architecture-Today investigation agency," an organization set up by students in the Department of Architecture of the Taiwan, Formosa, College of Engineering to publish a bi-monthly pamphlet on architecture — "as we do feel the lack of a magazine on architecture written in Chinese on this island." The first issue of the pamphlet, enclosed with the letter, in its 55 pages covers ideas which range from Le Corbusier to Frank Lloyd Wright and from Red Square in Moscow to United Nations, New York — to judge from the illustrations, which are nearly all reproduced from *ARCHITECTURAL RECORD*, *Progressive Architecture* and *Architectural Forum*. "We can assure you," says Lee, "that we do appreciate your magazine very much, through which we have already learned a lot of new ideas and read many of the famous Architects' works in addition to many of the news about architecture." He asks if the students can get the magazine every month even though finances won't permit them to subscribe. "Besides," he adds, "we do need your spiritual help as well as your welcomed cooperation." And he concludes — the letter was long in transit — "Allow us to say: 'A Happy New Year' to you!" A happy New Year to Taiwan.

THE RECORD REPORTS

ENGINEERING

1. Gold Medal—Rio Blanco Bridge, over Rio Blanco River, near Vera Cruz, Mexico; Thomas C. Kavanaugh and Camilo Picconi, Engineers. **2. Silver Medal**—S. E. Fourth Avenue Bridge, over Miami Canal, Miami, Fla.; Hardesty & Hanover, New York, Engineers. **Honorable Mentions** (not shown)—George P. Coleman Memorial Bridge, over York River, Va.: Parsons, Brinkerhoff, Hall & McDonald, New York, Engineers; Precast Concrete Warehouse: Arsham Amirikian, Engineer

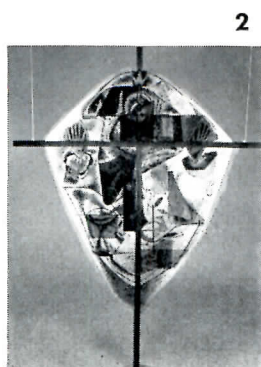



MURAL DECORATION

1. Gold Medal—32-ft fresco by Allyn Cox, New York, completing frieze in Capitol Rotunda, Washington, D. C.; shown, detail from "Birth of Aviation" panel. **2. Silver Medal**—Mural for U. S. Cemetery, Cambridge, England, by Francis Scott Bradford, New York; shown, detail of glass and stone mosaic

SCULPTURE

1. Gold Medal—Torso (shown in plaster, 4 ft high), by Cecil Howard, New York. **2. Silver Medal**—Several sculptures, designed for buildings in Boston, by Ernest Morenon; shown, detail of Virgin above entrance, Carney Hospital, Boston, Mass. **3. Silver Medal**—Triad (wood, 6 ft high), by Oronzio Madaelli, New York. **Honorable Mentions** (not shown)—Penelope, terra cotta figure 2 ft 9 in. high, by Clara Fasano, New York; Melody, marble figure 3 ft high, by Vincent Glinsky, New York; St. Joan of Arc, kneeling figure 4 ft high, by Henry Rox, Massachusetts



DESIGN AND CRAFTS

1. Gold Medal—Group of 10 pieces in wood by Wharton Esherick, Pennsylvania, including two staircases, a fireplace, several chairs and tables; shown, one of the tables. **2. Silver Medal**—windows by Robert Harmon of Emil Frei Inc. for St. Ann's Church, St. Louis. **Honorable Mentions** (not shown)—vault door for Mosler Safe Company, by Henry Dreyfuss; Sagittarius, a porcelain enamel decoration by Doris Hall of Bettinger Corporation, Massachusetts; design in mosaics by Paul D. Holleman, Massachusetts; rug design by George J. Wells, New York

57TH ARCHITECTURAL LEAGUE ANNUAL HONORS 29

THE 1954 GOLD MEDAL EXHIBITION of the Architectural League of New York, which produced the awards shown on these pages, was the 57th in a series that goes back to 1881, when the League was founded. There was a time when it was the most important exhibition of the year in the architectural world; it still is the only nationwide competitive exhibition which focuses — as does the League itself — on architecture and the allied arts. It invites entries from all architects, engineers, artists and craftsmen in the United States, whether or not they are members of the League; and there is no entry fee. From the preliminary submissions in each of six categories, a committee selects the works to be shown; the committee later becomes the jury of award for the exhibits in its field, and may bestow a gold medal and as many silver medals and honorable mentions as it feels are merited.

This year's exhibition, held March 2-26 in the League building, 115 East 40th Street, New York City, was comprised of 63 exhibits — 10 in architecture, six in landscape architecture, six in engineering (a new category last year), six in mural decoration, 25 in sculpture and 10 in design and crafts.

In landscape architecture, which had no entries last year, there were no medals but an honorable mention for each of the six exhibits. They were: gardens for R. Vance Norfleet, Memphis, by Ewald Associates, Tennessee; West Street Playground and Norstrand Avenue Playground, Brooklyn, by Rich-

ard C. Guthridge, New York; Michigan State College Campus, East Lansing, Mich., by Harold V. Lautner, Michigan; Shoppers' World, Framingham, Mass., by Arthur A. and Sydney N. Shurcliff, Massachusetts; Pittsburgh Conservatory and Aviary, by Simonds and Simonds, Pennsylvania; and Davis Cafeteria, Florida, by Frederick B. Stresau, Florida.

Committees on selection and juries of award were as follows:

Architecture — C. Dale Badgeley, chairman; Edgar I. Williams, William Lescaze, Edward D. Stone, Nembhard N. Culin, Richard E. Collins, Lorimer Rich.

Landscape Architecture — James H. Brooks Jr., chairman; Alfred Geiffert Jr., Norman T. Newton, Michael Rapuano, Markley Stevenson.

Engineering — Peter A. Strobel, chairman; Henry F. Richardson, Gilmore D. Clarke, Fred N. Severud, L. Andrew Reinhard.

Mural Decoration — J. Scott Williams, chairman; Charles Baskerville, Dean Cornwell, Helen Treadwell.

Sculpture — Leo Friedlander, chairman; Lee Lawrie, consultant; Albino Cavallito, Jean de Marco, Moissaye Marans, Cornelia Van Chapin.

Design and Craftsmanship in Native Industrial Art — Viggo F. E. Rambusch, chairman; H. Varnum Poor, Mrs. Vanderbilt Webb, Henry Lee Willet, Kurt Versen.

Architectural League President Daniel Schwartzman was an *ex officio* member of all the committees.

1




ARCHITECTURE

1. Gold Medal—Lever House, New York City; Skidmore, Owings & Merrill, Architects. **2. Silver Medal**—Corning Glass Center, Corning, N. Y.; Harrison, Abramovitz & Abbe, Architects. **3. Silver Medal**—Heathcote School, Scarsdale, N. Y.; Perkins & Will, Architects. **4. Honorable Mention**—William Foster Residence, Orinda, Cal.; Henry Hill, Architect. **5. Honorable Mention**—Housing Project, St. Louis; Hellmuth, Yamasaki & Leinweber, Architects

2



3



4



5



FIRE PROTECTION: HOW MUCH IS NOT ENOUGH?

\$50 Million GM Fire Spurs New Look at Requirements for Industrial Buildings

THE LARGEST FIRE LOSS in a single plant in this country's history — the destruction by fire of the General Motors HydraMatic Transmission Plant at Livonia, Mich., last summer — has served to focus the attention of industrial management on a problem which has for some time past concerned fire underwriters: the increased fire hazards arising from recent trends in industrial building, among them the well-publicized "move to the country" (and away from city fire-fighting facilities) and a concurrent tendency to "spread out," resulting in larger and larger undivided floor areas.

Who's Worrying

The Factory Insurance Association, the Associated Factory Mutual Insurance Companies, the National Board of Fire Underwriters and the National Fire Protection Association have all made recommendations to management, some or all of which may eventually become insurance rules and be incorporated into building ordinances. These same companies report a growing interest on the part of their clients in fire protection problems.

General Motors itself has launched a long-term program for the formulation of a General Motors building code the corporation hopes may be a model for industry. The Ford Motor Company has incorporated many new fire protection features into the plant it is building at Mahwah, N. J. (see pages 216-220) and recently conducted a series of roof tests to get information on the behavior of various roofing materials and methods, and the efficiency of various protective measures, under actual fire conditions.

Architects and engineers point out that the client's requirements, set in effect by insurance company requirements, are the arbiters of fire protection as of other aspects of design and any changes in the design of future industrial buildings to incorporate additional protection against fire hazards appear likely to come from the insurance companies via the clients. Some architects, however, decry the current concern on

the part of clients and underwriters as "hysteria" and feel present codes are sufficient protection.

What's the Worry

The Livonia plant was a mainly one-story structure with limited two-story

seven units was structurally independent of the adjacent units. As an insurance risk, the plant was classified as having non-combustible construction and generally non-combustible contents.

At the same time, according to a National Fire Protection Association post-mortem, it presented well-known fire-protection weaknesses — failure to subdivide excessive fire areas; only partial (less than 20 per cent) sprinkler protection; incomplete protection of dip tanks containing flammable liquids; steel construction without fire-resistive protection; lack of a properly-trained industrial fire brigade; delayed fire department notification.

N.F.P.A. says the GM fire is "conclusive evidence" that it and "all others schooled in fire behavior and its control have not to date presented a convincing case for fire protection to those in industry in a position to put sound fire protection engineering principles into action." In fact, insurance companies say they would have tightened their requirements long ago but for their tight competitive situation and management's resistance to additional fire protection measures. Management, naturally motivated by its competitive situation and the need for utmost production efficiency at lowest possible cost, has not until recently appeared inclined to weight the fire risk more strongly than existing codes required.

FIRE LOSSES CLIMB

Figures for the last 10 years show a steady climb in building fire losses. The 1952 figure, the latest available, is 49.3 per cent greater than 1943. Industrial losses also have been rising steadily, though they form a slightly smaller (by 1.8 per cent) proportion of total 1952 building losses than they did of 1943's.

Totals for the 10-year period:

YEAR	INDUSTRIAL LOSS	TOTAL BUILDING LOSS
1943	\$ 85,200,000	\$403,000,000
1944	98,000,000	456,000,000
1945	85,400,000	485,000,000
1946	107,100,000	580,000,000
1947	140,500,000	703,000,000
1948	147,000,000	714,800,000
1949	133,800,000	672,500,000
1950	155,750,000	699,600,000
1951	172,750,000	739,550,000
1952	153,600,000	793,500,000

areas and had a total floor area of approximately 1,575,000 sq ft. Walls were steel frame with brick and glass in steel filling above, except for a small portion of the rear wall, which was of temporary construction, composed of hollow concrete block with steel sash, in contemplation of future expansion. The roof was asphalt pitch on steel decking. The factory was without fire walls and constituted one large open fire area in the main one-story portion. Except for continuity of roof covering, each of the

Prescriptions

It is impossible, of course, to determine what lasting effect the current pressures by insurance companies and industry itself may have on industrial plants of the future; but some changes in thinking on layout, roof construction, ventilation and fire prevention methods in general appear to be among the possibilities.

N.F.P.A. makes these recommendations:

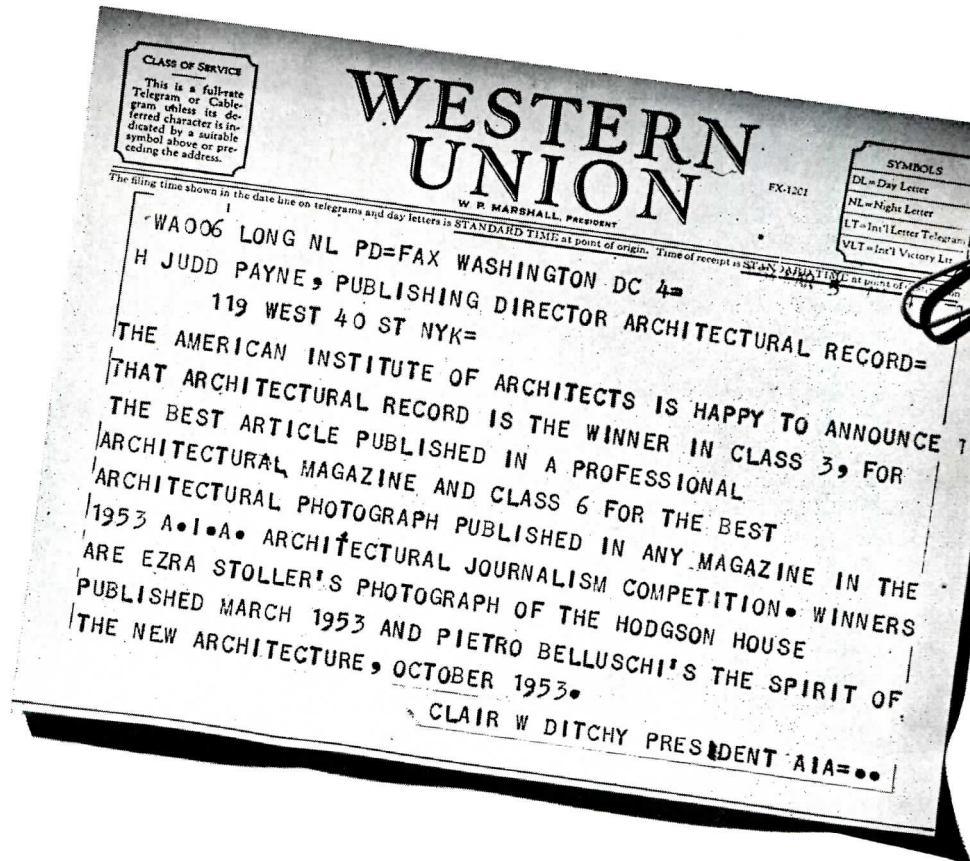
1. Reduce excessively large areas. Fire can spread easily and it is impossible to provide readily accessible exits.

(Continued on page 304)

The Winner: Architecture

SIX FIRST AWARD WINNERS and four non-prize-winning Special Commendations have been chosen from nearly 800 entries in the American Institute of Architects' first annual journalism competition, initiated "to recognize and encourage writing . . . that will further public understanding of architecture and the architect."

In the two categories open to professional architectural magazines, the First Award for the best article was given to Pietro Belluschi, dean of the School of Architecture and Planning, Massachusetts Institute of Technology, for his article "The Spirit of the New Architecture," published in ARCHITECTURAL RECORD, October 1953; and the First Award for the best photograph of an architectural subject was given to Ezra Stoller of New York, for his photograph of the Hodgson house, New Canaan, Conn., designed by Philip Johnson, published in ARCHITECTURAL RECORD, March 1953 (pages 156-157). Special Commendations were given to Eero Saarinen, F.A.I.A., Bloomfield Hills, Mich., for his article "The Six Broad Currents of Modern Architecture," published in *Architectural Forum*, July 1953; and to G. E. Kidder-Smith, Springfield Center, N. Y., for the dramatic quality of his photograph of an Italian salt warehouse, designed by Pier Luigi Nervi, published in *Architectural Forum*, November 1953 (page 149).



Winners in other categories were:
Best factual reporting on an architectural subject in the news columns of a paper — First Award, Robert J. Lewis, *The Evening Star*, Washington, D. C., for his story "Buildings Fail to Impress Contest Judges," published May 9, 1953; Special Commendation, John Woerpel, *Detroit Free Press*, for his story


"University of Michigan Starts Building New Campus," published April 5, 1953.

Best feature story on an architectural subject or personality in a newspaper, newspaper supplement or newspaper magazine — First Award, Lilian Jackson Braun, *Roto Magazine, Detroit Free Press*, for her article "Dow, the Architect," published Jan. 4, 1953.

Best article in a popular magazine on an architectural subject or personality — First Award, Bruce Barton, Jr., New York, for his article on contemporary school design, "The Keynote Is Freedom," published in *Time Magazine*, Sept. 7, 1953; Special Commendations, Eric Larrabee, New York, for his editorial "Gently Sirs," in *Harper's Magazine*, July 1953, and Harrison Gill, Chattanooga, Tenn., for his article, "What Makes Architecture Modern?" published in *Harper's*, July 1953.

Best photograph of an architectural subject published in a newspaper — First Award, Margaret Stovall for her photograph of the home of U. S. Grant, San Gabriel, Cal., published in the *Pasadena Star-News*, Aug. 9, 1953.

Prizes of \$250 each will be presented to First Award winners by the local A.I.A. chapters in the home cities of the winning publications this month. Certificates will also be given to the publications in which their work appeared.



—Drawn for the RECORD by Alan Dunn

"Just give the operator your requirements, Madam. Your house plans will be waiting for you at the door—"


THE RECORD REPORTS

Improving the Press

THE ARCHITECTURAL PRESS was the subject of some informal meetings held during Columbia University's First Bicentennial Conference early this year so that some of the architects in New York for the Conference could join the local architects who arranged the get-togethers. The area of discussion ranged from publications of the American Institute of Architects and the architectural magazines to the whole picture of architects and architecture the public gets from newspapers, magazines and the spoken word.

There was agreement, according to a summary of the discussions released afterwards, that the central problem is the "need for improving the knowledge and skills *within* the profession, coupled with need for relating architecture to the society *at large*." The summary listed four possible avenues of approach: "1. professional publication of advanced research and theory in architecture and planning and related fields; 2. a high-quality magazine centering on architecture and encompassing all of the visual arts; 3. the school-to-office situation; that is, the interrelation of architectural education and practice and the strengthening of ties between students and professionals; and 4. the three architectural magazines and their place in relation to the profession, the interested public and the schools."

Among those who participated in the discussions were: Bruno Funaro, John Rannells, John H. Callender, Henry S. Churchill, Carlos Contreras, Talbot F. Hamlin, Frederick Gutheim, Harry Mahler (president of the student architectural group at Columbia), Geoffrey Baker, Olindo Grossi, Carl Feiss and John A. Parker.



Prof. Gustave Magnel (right), Belgium's wizard of prestressed concrete, at a Concrete Industry Board of New York luncheon, chats with C.I.B. Chairman Roger H. Corbetta (center), president of Corbetta Construction Company, Inc., and Dr. Jacob Feld, consulting engineer and chairman of the C.I.B. Program Committee

"Tell Me, My Little Beam—"

PROF. GUSTAVE MAGNEL of Ghent, Belgium, the internationally-known authority on prestressed concrete construction, addressed a recent luncheon meeting of the Concrete Industry Board of New York; and by the end of his talk, which might have been called "You Can Do It Here," stood revealed as the sympathetic advocate of all the concrete beams in the world which might have been prestressed but weren't.

As a familiar visitor to a country where not many local building codes even acknowledge prestressed concrete, Professor Magnel insisted that there is no reason why the system should not be adopted as readily here as it has been in Europe—if certain existing but quite surmountable barriers can be overcome. Among them Professor Magnel listed building codes, the poor quality of concrete making and what he regards as over-emphasis on saving labor.

In Belgium, all civil engineering work is "controlled" — verified for insurance purposes — by an organization called SECO, founded 19 years ago by the Union of Professional Organizations of Contractors, Architects and Civil Engi-

neers; and with SECO, said Professor Magnel, "instead of codes to be applied, we have the brains of our engineers."

On the subject of concrete, Professor Magnel was as emphatic as he was rueful. Prestressing requires no-slump concrete, he said, but he has found it hard to convince Americans that the quality of concrete which is entirely adequate for reinforced concrete is entirely *inadequate* for prestressing. He told the story of one such failure: "And then I came, the last time, to the site of the Philadelphia bridge. And when it was nearing completion I saw standing there, looking very sadly at me, one of those beams, the last one, which was not prestressed. And I said to that beam, 'Tell me, my little chap, why don't they prestress you?' 'Well,' the beam said, 'I am not strong enough. I am now weak and the City Engineers don't allow the contractor to prestress me because I have not the necessary curve strength.'"


Finally, Professor Magnel warned, poor design and poor execution mean accidents which are always a setback in the development of a new technique: "You must not allow people who are not qualified to design and to execute prestressed concrete."

Hardworking Boston Committee for 1954 annual convention of the American Institute of Architects in that city June 14-19: front row (left to right) Charles R. Strickland, Isidor Richmond, W. Bradford Sprout, Jr., and Thomas F. McDonough; back row (left to right) Burnham Kelly, Sherman Morss, James Lawrence, Jr., president of the Massachusetts State Association of Architects and general convention chairman, Mrs. Harold D. Walker, Walter E. Campbell, John W. Ames Jr., Neil A. Connor and Joseph D. Leland. Other committee members, not in photo: David J. Abrahams, Eugene F. Kennedy Jr., Chester L. Churchill, Henry R. Shepley, Joseph P. Richardson, Hugh A. Stubbins Jr., Dean José Luis Sert, Prentice Bradley



Victor N. Jones and Associates of Seattle are the architects of the proposed Plant Sciences Building for Washington State College, Pullman, Wash. The building, to cost \$3 million, would house the complex research and teaching facilities required for such subjects as agronomy, plant pathology, plant physiology, entomology, horticulture, forestry and floriculture


(More news on page 20)



*All Aluminum** **DESIGN**

TITUS

GRILLE



Here are the world's most beautiful air conditioning outlets . . . for the world's most beautiful buildings. *Created especially to open new design opportunities.* Fashioned with the precision and fabulous color of jewelry . . . from satin finish extruded aluminum. *Anodized in any color of the rainbow for exciting brilliance . . .* or soft pastels to blend with any surroundings.

Here are the basic ingredients with which an architect can create absolute individuality of design. Here too is air control performance to match that beauty.



ADDITIONAL INFORMATION . . . may be obtained by writing attention, Titus' Special Design Division.

..... designers of famous AIRFOIL OUTLETS


SCHOOLMEN HEAR ARCHITECTS ON SCHOOL DESIGN

THE PROMINENCE OF THE BUILDING SHORTAGE among school problems was reflected in the program of the 80th annual convention of the American Association of School Administrators February 13-18 at Atlantic City in six discussion groups devoted primarily to this aspect of A.A.S.A. concerns. There were also two architectural exhibits of school buildings — the competitive exhibit sponsored jointly at each year's convention by A.A.S.A. and the American Institute of Architects (top award-winners shown on this page) and an exhibit of the winning entries in the third annual competition "for better school design" sponsored by *The School Executive Magazine* (to be shown next month).

Two of the six sessions on school building focused on architectural aspects; and one, which was billed as a "joint meeting with the American Institute of Architects" (actually the A.I.A. Committee on School Buildings) had a title which might have come out of the Handbook on Public Relations currently being distributed by the A.I.A. — "Architecture as an Educational Asset."

The A.I.A. group made the most of its opportunity, and its session was so popular that it had to be moved from the small conference room scheduled for it to the Grand Ballroom — and then it went over its scheduled time by more than an hour. The session, chairmanned by John McLeod of Washington, D. C., chairman of the A.I.A. Committee on School Buildings, led off with a talk by Fred Pawley, A.I.A. research secretary, in which Mr. Pawley pointed out that only the architect is equipped to integrate all of the esthetic, functional and technical requirements of school design in a building so satisfying that architecture becomes in truth "an educational asset." After a brief introduction by John Lyon Reid of San Francisco, who emphasized the need for humanity in school design — "schools are for children" — color slides of 20 or 30 recent school buildings were shown and informally discussed by all of the panel members, who also included William M. Caudill, Bryan, Tex., and Frank Lee Cochran (Perkins and Will), Chicago.

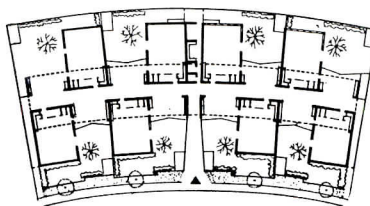
"Getting More for the School Building Dollar" was the title of the other
(Continued on page 310)



Award of Merit—Manchester, Mass., Memorial School; Shepley, Bulfinch, Richardson & Abbott



Award of Merit—Highlands (Elementary) School, Millbrae, Cal.; John Lyon Reid, Architect



Award of Merit—White Oaks Elementary School Annex, San Carlos, Cal.; John Carl Warnecke




Award of Merit—School 198, Manhattan, N. Y.; Harrison and Abramovitz, Architects



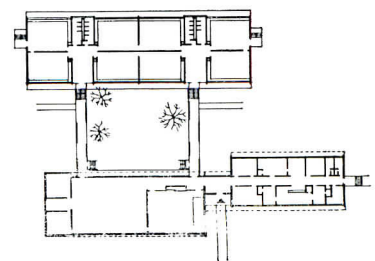
Award of Merit—El Rancho High School, Whittier, Cal.; William H. Harrison, Architect



Award of Merit—Glenbrook High School, Glenview-Northbrook, Ill.; Perkins and Will, Architects



Award of Merit—Groton Senior High School, Groton, Conn.; Warren H. Ashley, Architect



Award of Merit—Waltham, Mass., Elementary School; The Architects Collaborative, Architects

another New York landmark equipped with

POWERS AIR CONDITIONING CONTROL

Pneumatic System of

Individual selection of desired temperature in each office and other spaces at Lever House provides year 'round comfort with important benefits of increased employee efficiency, less fatigue, absenteeism, illness, and lower cleaning costs.

Air conditioning here is by means of a split system — individual units shown below, for the glazed periphery of the building are fed with high pressure filtered and humidified air and heated or chilled water. In the center of the office space high velocity conditioned air is distributed thru ceiling diffusers.

Right-temperatured-air at proper humidity is assured at all times by a Powers pneumatic control system. Only a few of its important controls are shown below, most

are "behind the scenes" performing their tasks with unfailing dependability.

Other Prominent POWERS Installations

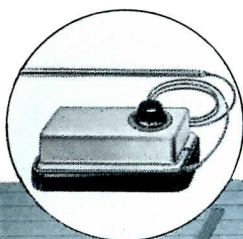
United States Capitol Building
UN General Assembly and Conference Buildings
New York Stock Exchange • Columbia Medical Center
Madison Square Garden • Radio City Music Hall
New York Times • Manhattan House • Esso Building
Harvard University • Massachusetts Inst. of Technology
Prudential Insurance Co. • Anheuser Busch Inc. Newark
Esso Research Center, Linden, N. J.
New York City Veterans Administration Hospital
Washington National Airport • LaGuardia Airport

Experience we have gained in many installations such as these may be helpful to you. When problems of temperature or humidity control arise contact POWERS nearest office, there's no obligation.

THE POWERS REGULATOR COMPANY



Over 60 Years of Automatic Temperature and Humidity Control

Skokie, Ill., Offices in Over 50 Cities, see your phone book




Powers Summer-Winter Thermostat and Packless Valve below, regulate air conditioning units in perimeter zones.

Powers Master Control Panel for primary air and water circuits plays an important part in the efficient regulation of the air conditioning system.



Powers Packless Valve has unique Duo-Seal feature. It prevents water leakage — requires no packing maintenance.



(b4)

U. S. HOUSING RESEARCH PROGRAM COMES TO AN END ON APRIL 30

*HHFA Division Launched 89 Projects, Spent \$4.7 Million;
30 Projects Are To Go Unpublished for Lack of Funds*

THE FEDERAL GOVERNMENT'S brief plunge into housing research is scheduled to terminate April 30, when the Housing and Home Finance Agency's Division of Housing Research shuts up shop as directed by the first session of the Eighty-Second Congress. Only "liquidation" funds were provided for the Division in the fiscal 1954 budget.

The final score for the Division — statistically speaking — stands as follows: 89 separate research projects launched; 37 reports in print; 22 publications now "in the pipeline"; some 30 projects not to be published for lack of funds. In 52 months of its operating existence, the Division had \$4.7 million to spend under the guidance of its successive directors — Dr. Richard U. Ratcliff of the University of Wisconsin and the present head (since the fall of 1951), Joseph H. Orendorff.

Set up by the Congress with HHFA itself in the Housing Act of 1949, the Division got an appropriation of some \$2 million for 1950, \$1.5 million for 1951 — but it had a stormy course in Congress from then on. Its annual appropriation never again reached the first-year level, and the figure for its final year was \$125,000.

The general objective of the program has been the reduction of housing cost — without sacrifice of quality — by the most efficient use of labor and materials. How well has the objective been served? These are some examples cited by the Division in justifying its fiscal 1953 budget request:

— A research study of the formation of ice dams on roofs indicated that in Northern areas of the U. S. and in Alaska as many as 100,000 houses may suffer damage from this cause during a single severe winter. Cost of repairs, which often involve both repainting outside walls and redecorating interior finish, usually ranges from \$100 to \$500 per house and totals several million dollars annually. The Division claimed its published article would permit home builders to eliminate this trouble at little or no extra cost by a simple method of attic ventilation which also provides greater summer comfort.

— A research study of weight of accumulated snow pack on roofs in various parts of the country was completed in cooperation with the Weather Bureau. This, it was said, enabled building code authorities safely to reduce design loads for roofs, thus cutting costs from \$25 to \$50 per house.

— The National Plumbing Code was published in June 1951. This was a joint research effort of the Department of Commerce and HHFA. By permitting simplified installations, savings of 22,000 tons of cast iron, and 3200 tons of galvanized steel in each 100,000 units was claimed.

— A new method of applying wood sheathing (shown to be satisfactory, according to HHFA) if applied to 100,000 frame dwellings would save an estimated 136 million bd ft of lumber and 35,000 kegs of nails. The uniform application of such techniques, where feasible, said HHFA, would save millions of dollars annually in materials and labor.

— A series of publications coordinating results of staff and contract research on materials and cost savings techniques was presented in readily usable form for designers and builders. One such booklet was designed to show how careful consideration of the locations of plumbing fixtures and the resulting simplification of venting and drainage systems would permit, if followed generally, an estimated savings of 8.4 million lb of cast iron, 480,000 lb of copper, and 500,000 lb of lead for each 100,000 units constructed.

During its first two years of life, the Division of Housing Research awarded 89 contracts to colleges, private research institutions and government laboratories at an expenditure of some \$2 million.

There has always been a good deal of argument in and out of Congress that private industry ought to be allowed to do its own research if it wanted to and was able to coordinate the task. The HHFA researchers took the view that Federal stimulation was needed. At one time former HHFA Administrator Raymond Foley told Congress: "I believe that very few of the projects that we have this far undertaken . . .

would have commanded sufficient interest on the part of the building industry, so as to have them undertake the research." He had noted that there are many separate and distinct interests in the total housing industry. While considerable product research was always done, he contended, there never had been any one interest or one group with sufficient overall interest to undertake the basic types of research with which HHFA concerned itself.

One of HHFA's own objectives was interesting private industry in the idea of undertaking more of this research itself.

This was brought out in a statement by Mr. Orendorff when the 1953 bill was up for consideration. This said in part:

"A major portion of research in housing sponsored by the various segments of the building industry has been concerned with physical properties of materials and engineering of structures. . . . Practi-

Bibliography

A complete list of HHFA research projects, published and unpublished, will be found on pages 312-316.

cally none is concerned with research in the dwellings as a total product for family living. Very little research is concerned with the performance of the structure or with the assembly of various materials in combination. This generally held opinion of the nature of housing research was confirmed in a recently completed survey of housing research sponsored by HHFA and conducted by the Building Research Advisory Board, National Research Council. It is in these neglected areas where research is most urgently needed that the Division has concentrated its efforts."

When this year's appropriations were under consideration last spring, HHFA Administrator Albert M. Cole told Congress he was somewhat at a loss on how to proceed since the 1949 Act gave the authority for a comprehensive research program, yet the House bill provided nothing last year for housing research. "The statutory requirement that a housing research program be carried on thus has been abrogated," he said.


In a special statement prepared for entry in the record on that occasion, there was this reference to the program's worth:

"A greater degree of significance in
(Continued on page 312)

NEVER BEFORE!

brilliant, clear, non-smear markings like this

new **VENUS** **B/P** blue print pencils



GUARANTEED PERFORMANCE

Venus Blueprint pencils are the *only* pencils specifically designed for checking and marking all blue or white prints and coarse papers. Specially formulated lead sharpens to a fine point . . . never powders or smudges . . . gives you brilliant, insoluble, contrasting color markings.


Venus Blueprint pencils are guaranteed to give the precise, consistent performance required by draftsmen and engineers in technical work with blueprints, topographical surveys and maps.

8-COLOR DRAFTSMEN'S PACK ASSORTMENT

includes a SPECIAL BLUE obliterating pencil to eliminate white marks on blueprints. Colors: green, yellow, red, vermilion, light blue, dark blue, white, black.



Venus . . .
trademark of
fine craftsmanship
in pencils



Electronically controlled color-accuracy assures brilliant, opaque marking always.

Oil, dirt, grime resistant markings stay sharp, clear under toughest working conditions.

Leads are never affected by sunlight or moisture — can be used outdoors.

Leads don't reflect light. Opaque marking gives perfect reproduction . . . with no "ghosts".

PROVE IT YOURSELF!

AMERICAN PENCIL CO.
Hoboken, N. J.

Gentlemen:

I want to prove the performance of Venus B/P pencils myself. Send me FREE sample.

Name


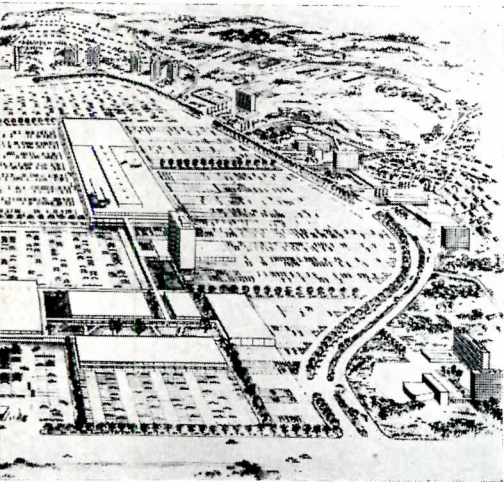
Company Name

Address

My drafting supply house is:

Name

Address



Left: architect's perspective of the 44-acre shopping center now under construction at Don Mills, the planned community in Toronto. Above: view of the 71-acre shopping center planned for Hamilton, Ont. Architects are John B. Parkin Associates

TWO SHOPPING CENTERS PLANNED FOR ONTARIO

CONSTRUCTION IS UNDERWAY ON two new shopping centers in Ontario, both designed by John B. Parkin Associates, Toronto architects.

One is being built in Don Mills, the planned community near Toronto. In conformity with the policy of the developers, Don Mills Development Limited, the first stores in the center will be for "convenience goods" to accommodate shoppers in the new community; already under construction is a 20,000-sq-ft supermarket. About 18 of these convenience goods stores are planned for completion this year, and will include such shops as a drug store, a dry cleaning establishment, a barber shop and beauty parlor, and a hardware store.

Scheduled for construction for next year are one, or perhaps two, department stores, 50 to 60 smaller stores, plus banks and offices. Stores in the main section will open onto a mall, and walkways will cross the mall at second story level. Parking space is planned to handle 4000 to 4500 cars at a time.

The other shopping center, in Hamilton, Ont., is also under construction. Work has begun on the first building of the group—a two-story department store for Simpsons-Sears. Also planned for the center: another department

store, 60 to 70 smaller stores, an office building, banks, warehouses and show rooms, medical and dental center. Under consideration is the possibility of including display space for automobile dealers, which would have the effect, say the developers, of a year-round automobile show.

Traffic arrangements include parking provisions for 5000 cars, and underground passages for supply trucks and delivery vans.

CONSTRUCTION SPENDING EXPECTED TO INCREASE

Total capital expenditures in Canada for construction of all kinds and for machinery and equipment is expected to rise nearly three per cent this year, according to a white paper recently introduced into the House of Commons by Trade Minister Howe. The paper, titled "Private and Public Investment in Canada, Outlook for 1954," forecast an increase of six per cent in construction expenditures against a drop of three per cent in spending for machinery and equipment.

Housing expectations for the year, disclosed previously in discussion of the new housing bill before the House of Commons, are for 104,000 units completed (about 3000 more than last year)

and for 106,000 starts (about the same as last year). The paper predicts a slight increase in the cost of housebuilding.

In other categories of building it is anticipated that there will be an increase in store, office building and institution work, but some decline in industrial building.


The basis for the government's forecast was statements from some 17,000 business establishments as to their intended capital expenditures and surveys of proposed expenditures by governments, institutions and private housebuilders.

MINISTER STANDS UP IN DEFENSE OF ARCHITECTS

The architectural profession received a boost recently from Dr. Kenneth Glazier, moderator of the Toronto East Presbytery, who told members that projected Presbyterian churches must have plans drawn by an architect in order to receive financial support from the Presbyterian Church in Canada.

Dr. Glazier left the chair at a meeting of the presbytery to defend the policy of the Committee on Church Architecture, of which he is a member, against the re-

(Continued on page 30)



ELECTRICAL SYSTEM PLANNING for the building was based on engineering teamwork like this. Left to right are G-E Apparatus Sales Engineer Carl Degering and Kenneth C. Moulten of G.E.

Supply Co., who worked with May Co. chief engineer, Norman Sneddon, and C. P. Haist of Albert C. Martin and Assoc., architects and engineers for May Co. and Lakewood shopping center.

helps assure shoppers' comfort

Engineering teamwork of consultants and General Electric specialists solves electrical design problems at Lakewood, California store

At the new May Co. store in Lakewood, Calif., a primary consideration in preliminary planning was the design of a complete electrical system which would be highly efficient, simple to install, and easy to maintain.

While their plans were still on the drawing board, Albert C. Martin and Assoc., architects and engineers, and May Co.'s chief engineer, Norman Sneddon, teamed up with General Electric application engineers to design a co-ordinated electrical system.

As a result of this engineering co-operation, time, work and money have been saved. Dependable G-E power distribution system keeps economical high-voltage power

supplied to refrigeration, moving stairways and elevators. G-E motors and control on air-conditioning equipment help keep service continuity high, maintenance low.



You, too, can take advantage of the same kind of specialized engineering assistance by letting a G-E engineering team help you and your consultants plan your commercial building project. Call in your local G-E Apparatus Sales Representative *early in the planning stage* when he can be of the most help to you in designing an electrical system just right for your project. Or, write on your letterhead to General Electric Co., Apparatus Sales Division, Section 665-121, Schenectady 5, New York.

Engineered Electrical Systems for Commercial Building

GENERAL  ELECTRIC

CANADA

(Continued from page 26)



Three views of a new bus depot recently built in Westminster, B. C., by the British Columbia Electric Railway Company Ltd. Fluted facings and spandrels are of aluminum sheets which have been polished and anodized. Architect for the building was Percy C. Underwood of Vancouver, B. C.

(above) Woodland Avenue School, Hicksville, New York — Knappe and Johnson Architects — equipped with Master No. 1525 padlocks.


(right) University of Wisconsin, Milwaukee, equipped with Master No. 1500 padlocks.



Specify
Master
COMBINATION PADLOCKS

For hall lockers . . . for gym lockers

- ▶ LOWER INITIAL COST!
- ▶ NO MAINTENANCE COST!



No. 1525

Never any need to remove locker doors or locking mechanism

Master Combination Padlocks are not built-in — slamming or jarring of locker doors cannot upset their locking mechanism! Double-wall construction — stainless steel outer case — heavy-wrought steel inner case. Self-locking, automatically disarranging tumblers — hardened locking latch. For many years preferred by America's leading school systems. Write for details and prices.



Key Controlled

No. 1525 — Each student has own combination — yet ONE school-owned control key opens all lockers.
No. 1500 — Same as 1525 but without key control.



No. 1500

Builders of the World Famous Master Laminated Padlocks



Master Padlocks

NO. 1 IN AMERICA'S SCHOOLS

Master Lock Company, Milwaukee 45, Wis.
World's Leading Padlock Manufacturers

marks of a minority of members who felt architectural fees were an unnecessary expense and that congregations should not be limited in their spending by such a ruling.

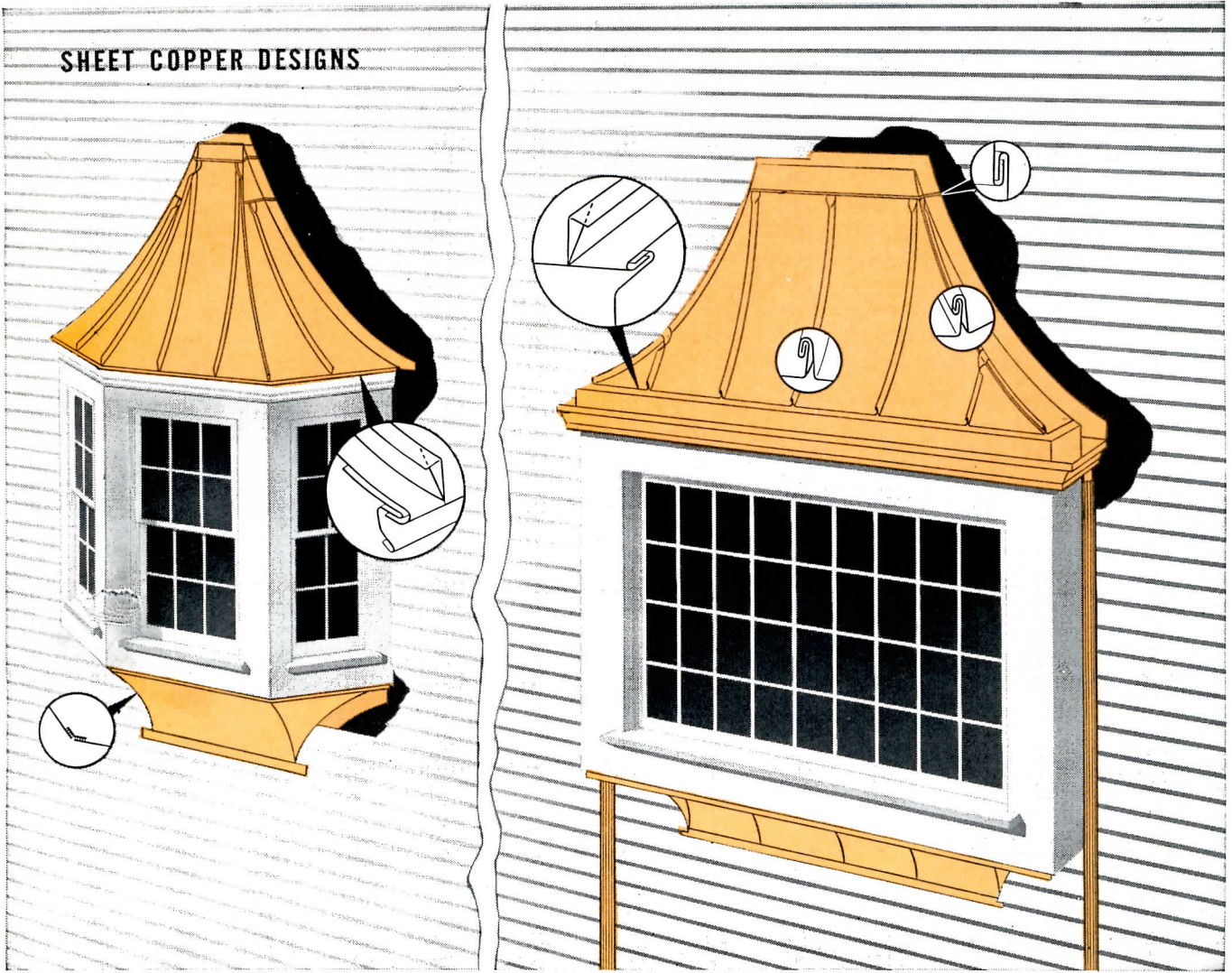
"I can show you buildings in Toronto that are a disgrace to the Presbyterian Church," said Dr. Glazier. "Congregations get the idea they can put up any kind of structure, get a loan of \$25,000 and \$30,000 from the Presbyterian Church, and squander it. And I say 'squander' deliberately.

"I could take you to a church in this city that seats 200 people and cost \$120,000 to build. It was built without the services of an architect. The Presbyterian Church contributed \$40,000.

"There is a church in this presbytery, also seating 200 and built from an architect's plans, which cost \$45,000," he said. "It is the most scandalous thing in the Presbyterian Church that a congregation was sent a check for \$40,000 and the men in the church's head office didn't know what was being built."

(Continued on page 32)

SHEET COPPER DESIGNS



“Economy Copper” Roofing for small areas offers long-lasting protection at lower cost

For the roofing of bay windows and entrance hoods, particularly where curved surfaces are involved, copper is the ideal material because of its pliability, ease of joining and soldering.


On such roofs it is possible to reduce material and labor costs by using Economy* Copper Roofing, a lightweight (10 oz. per sq. ft.) copper sheet measuring 16" x 72".

Installed according to accepted practices, the closer seam spacings create a desirable architectural effect and the narrower roof pans, with a ¼-inch standing seam, provide a durable, non-rusting roof covering that is strong, rigid and weatherproof.

Economy Copper Roofing is an ANACONDA product and is available from sheet metal distributors handling ANACONDA Sheet and Roll Copper.

5344

*Reg. U. S. Pat. Off.



Do you have the FREE Anaconda Portfolio of Sheet Metal Drawings?

Each drawing shows a new or improved way to apply sheet copper. Each is printed on a separate 8½ x 11-inch page, handy for quick-reference filing. This entire series may be obtained absolutely FREE. Write today for Portfolio S to **The American Brass Company, Waterbury 20, Conn.** In Canada: **Anaconda American Brass Ltd., New Toronto, Ontario.**

for better sheet metal
work—use

ANACONDA[®]
copper

QUEBEC ARCHITECTS HOLD 63RD ANNUAL MEETING

Members of the Province of Quebec Association of Architects recently held their 63rd annual meeting at the Chateau Frontenac in Quebec City.

Bernard M. Deschesnes, the organization's executive secretary, reported to the assembled delegates results of a

study made of some 340 sets of plans. Of these plans, most of which were from the Montreal area, Mr. Deschesnes said that 23 per cent were prepared by architects, 36 per cent were unsigned plans, 29 per cent were signed by the owners, and 12 per cent were irregularly signed. The organization is investigating further means of determining this information as it applies throughout the province.

New Officers Elected

At the closing session of the meeting, delegates elected as their officers: Lucien Mainguy, Quebec — president; Edward J. Turcotte, Montreal — first vice president; Henri Mercier, Montreal — second vice president; H. A. I. Valentine, Montreal — honorary treasurer; Gerard Venne, Quebec — honorary secretary. Also elected, as members of the council: G. E. de Varennes, R. C. Betts, R. E. Bolton, P. Morency, F. J. Nobbs, C. D. Goodman, P. J. Savard, all of Montreal; and Maurice Mainguy and J. Edouard Fiset, Quebec.

ELECTION RETURNS FROM B.C. AND SASKATCHEWAN

Dominion architects had a busy month of meetings. In other parts of the country annual meetings were also held by the Architectural Institute of British Columbia and the Saskatchewan Association of Architects.

Officers elected by the A.I.B.C. were: John H. Wade — president; J. W. Lovatt Davies — vice president; F. W. Nicolls — honorary secretary; R. A. D. Berwick — honorary treasurer; Keith B. Davison, Duncan S. McNab, Harold N. Semmens and Cecil W. White — councillors.

The new executive committee of the Saskatchewan association is: H. K. Black — president; Frank Martin — first vice president; Dan H. Stock — second vice president; and R. B. Ramsay, secretary-treasurer.

C.C.A. MEMBERS WARNED TO WATCH RISING COSTS

Members of the Canadian Construction Association, meeting recently in Vancouver, were cautioned to watch out for increasing building costs. In his address to the group, John N. Flood, president of the C.C.A., warned that when costs rise above competitive levels in any field, the buyer of goods and services invariably turns to other sources. "Only recently," he said, "we have seen Canadian merchant vessels change registry, mines closed down and production cut in our textile mills. The lesson is clear, and the construction industry must exercise constant vigilance to see that our cost structure does not get out of balance."

Brunet Elected President

Delegates to the meeting elected to the presidency Raymond Brunet, a general contractor from Hull, Que.


(Continued on page 36)

THE
Unaflex
MULTI-PURPOSE
LABORATORY TABLE


— a fresh approach to the school laboratory. Allows for multiple use of science rooms. Of neoteric design, with high work efficiency. Shown here: at Western Joint High School, Mifflinburg, Pa.

JOHN E. SJÖSTRÖM COMPANY
1717 North Tenth Street, Philadelphia 22, Pa.

CONFERENCE




3 Then they tell you they've got a 70' x 100' lot and finances to match. You decide on linoleum instead of marble for the bathroom. You fire the draftsman. And decide to have your receptionist bring you in coffee and a sandwich.




4 But, you resolve, the Carrier air conditioning stays—and you tell them why. You explain that in a house planned around air conditioning, the cost of the air conditioning is small. Because it substitutes for many "necessities."



7 But, they ask, doesn't air conditioning cost a lot to operate? Not at all, you tell them, the refrigeration unit runs for a full day on small change. And an air-cooled condenser eliminates the expense of water.



8 More than that, you'll design the house so it lets less heat in, saves them the cost of taking it out. You'll use, you say, a light-colored roof, overhangs to shade the windows, small windows or none on the west.



11 They've heard something about these ideas before? Yes, you say, it's the Carrier Weathermaker Home idea... the idea of a home planned around its air conditioning. Well, they ask, can they still have four bedrooms?



air conditioning
refrigeration
industrial heating

CARRIER CORPORATION

312 S. Geddes Street, Syracuse, New York

Please send me your Weathermaker Home idea books.
I've got a conference coming on.

Name _____

Street _____

City _____ State _____

CANADA


(Continued from page 32)

NEWS NOTES

The current **shortage of engineers** will persist for another quarter of a century, according to a prediction by Dr. Austin Wright, secretary of the Engineering Institute of Canada. . . . The removal of **sales taxes on building materials** was urged by a delegation from the Canadian Construction Association, which met recently with the Federal cabinet. . . . **January construction contracts awarded** showed a 20 per cent decline under those of January 1953, according to MacLean Building Reports; the drop was ascribed to a decrease in activity in engineering work and in business building.

CORRECTION

The RECORD regrets an error in the architectural credit on two Ontario school projects shown on page 26 of the February 1954 issue. Architects of the Markham District High School and the Stouffville District High School were Shore & Moffat.



Wilbraham Memorial School, Wilbraham, Mass. Architect: Warren Ashley. Engineers: Marchant and Minges. Plumbing Contractor: Fred McClean. Corridor shows 1 of 2 cooled water fountains supplied by remote WAL-PAK* cooler. Services 270 students. Fountain is Crane Coolbrook Model 6-570.

ANOTHER MODERN SCHOOL WITH COOLED DRINKING WATER

Wilbraham Memorial School is designed as a truly modern school. Among the many features typical of its modern design is cooled drinking water—a must for the health and comfort of its students.

Filtrine water cooling units were chosen because they are specially designed for school use. They provide concealed, tamper-proof, heavy duty construction for life-of-the-school service. Their extra large storage reserve satisfies heavy between-class demand. There are no projections to mar the beauty of the corridor or obstruct traffic.

Filtrine coolers have been proved in thousands of installations—backed by a nation-wide service organization.

FOR THE CORRIDOR

WAL-PAK*—in-the-wall—concealed, tamperproof for mounting under any new or existing wall fountain. The first practical cooler for school corridors. **CENTRAL SYSTEMS** for 2 to 400 outlets; completely packaged; large storage reserve for "peak" demand; concealed on-the-wall or behind-the-wall mounting.


FOR THE CAFETERIA

SCOOLER—30" high—for primary grades, and **HI-SCOOLER**—for teenagers; serve hundreds of students in a matter of minutes with large storage reserve and multiple outlets.


We welcome the opportunity to assist you in writing specifications and sizing your water cooling equipment.

Write today for our new 1954 Architects/Engineers Catalog.

*Originated by Filtrine, trade mark registered



FILTRINE
MANUFACTURING COMPANY
 59 Lexington Avenue
 Brooklyn 38, N. Y.



LOW-RENT HOUSING: PRIVATE

The Toronto Metropolitan Home Builders Association, in an effort to show that private enterprise can provide quality low-rent housing without public subsidy, erected and exhibited these demonstration units designed by architects Jackson & Ypes.


Each unit includes living room, dining alcove and kitchen on the first floor; two bedrooms, a short hall and a bath upstairs. There is a basement under each unit. Each house measures 18 ft 6 in. across the front, 23 ft in depth.

Cost per unit is \$7300 plus the cost of servicing the land.

(More news on page 38)

**DESIGNING A
FACTORY?
WAREHOUSE?
TRUCK TERMINAL?**

**then it will pay you
to include these
in your plans...**



RITE-HITE ADJUSTABLE LOADING RAMPS

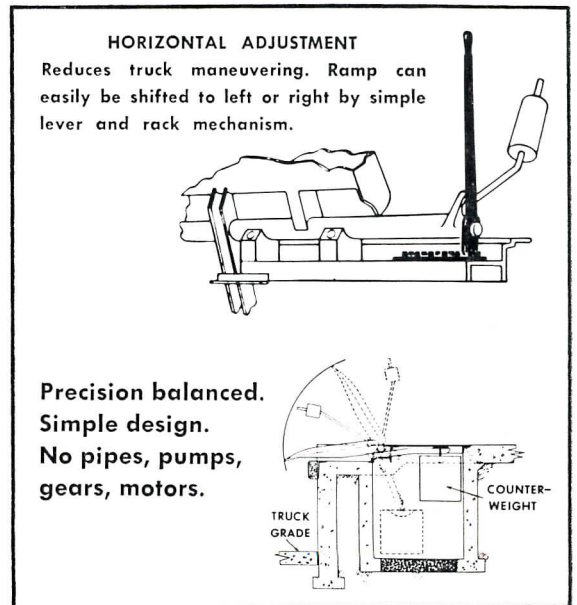
RITE-HITES enable you to utilize space available for loading dock to best advantage. They insure parking of trucks in an orderly manner, providing maximum use of dock approach space and efficient loading and unloading.

RITE-HITES can be installed singly or in multiples as requirements dictate. Simple mechanical design insures dependable all-weather operations. Little or no maintenance is needed.

RITE-HITES add practically nothing to new-construction costs and can be economically installed in existing loading docks. Detailed installation drawings and instructions are furnished with each unit.

RITE-HITES leave dock edge unobstructed. They can be modified at no extra cost to permit closing overhead doors when ramp is in raised position.

RITE-HITES are available in 3 types, 5 models, capacities: 10,000 and 20,000 pounds. Priced from \$395.00.



RITE-HITE[®] DIVISION
LOOMIS MACHINE COMPANY
FOURTH AND PINE STS. • CLARE, MICH.

Get complete installation
details and 8-page
descriptive bulletin.
Write Dept. AR-44



ASK FEDERAL CHIEF FOR PUBLIC WORKS PLANNING

APPOINTMENT OF AN ADMINISTRATOR directly responsible to the President for immediate planning and coordination with state and local governments of all Federal public works and community development has been recommended by the Joint Committee on the Economic Report.

The committee warned, however, after completing lengthy hearings on the President's January Economic Report, that it would be well for the Federal government to keep public works in proper perspective lest they be over-rated as a tool capable of solving unemployment problems by themselves. While the committee recognized that public works and their planning had an important role in anti-recession actions,

it saw little hope that these works might be speeded up administratively alone in any important way.

"Works Reservoir" Favored

The committee's report acknowledged the need for a "works reservoir," a shelf of planned public works projects. It also called attention to a Bureau of the Budget memorandum to all executive agencies dated July 9, 1953, which stated: "Increased emphasis will be given to the development of plans for authorized high priority projects to a stage where these projects could qualify for construction at a time when new construction starts would be consistent with a less restrictive budgetary policy."

Prompt Action Sought

In its study of this phase of the economic situation, the committee seemed to realize the need for prompt action if a planned public works program was to be effective in halting recession trends. It was noted that the President's economic report to Congress estimated that outlays for Federal public works could be stepped up within a year by about \$2 billion, or one-half of Federal expenditures for those purposes in 1953. The President's report also stated that if financial arrangements were adequate, state and local outlays might be expanded by another \$3.5 billion. Commenting on this, the committee's report said:


"Expenditures in these amounts would, without question, be helpful if we should suddenly find ourselves in a seriously declining economy, but the attainment of even these moderate aggregates would be dependent upon the prompt action of the Congress and other authorizing bodies. The committee finds little confirmation for the hope that Federal public works might be speeded up administratively alone in any important way."

Housing: Flexibility Wanted

As for government aids to housing, it was recommended that this program be flexible enough to be expanded in case of need and contracted should too rapid expansion threaten. The committee agreed that the President should be given permissive authority to regulate within statutory limits the maximum loan value ratios, the terms of maturity, and interest rates on government-insured loans.

(Continued on page 290)

NOW - fully adjustable!!
Specify **Slide-View** SLIDING GLASS DOORS
for Quicker Installation - Easier Service - Better Performance




ADJUSTABLE ANTI-RATTLE TOP GUIDE

A simple screw turn either way at a point between two rollers, secures precise adjustment to eliminate all rattle and assure straight, accurate movement of Slide-View Units.

ADJUSTABLE SOLID BRONZE DEADLOCK


A 1/8" adjustment of the bolt is controlled by a screw located above. Safety release located below bolt must be depressed by jamb before bolt deadlocks. All outside and inside hardware on Slide-View Units is made of solid bronze.



ADJUSTABLE BOTTOM ROLLER


Simply insert a screwdriver into hole in back of interlocking stile and turn to right or left. That is all that's needed to place the sliding vent frame into proper square and plumb position with relation to Slide-View unit frame. Brass-tired, call-bearing, adjustable sheaves roll on rust-proof stainless steel track.

"BRINGS THE OUTSIDE INSIDE"



ADJUSTABLE ROLLER FOR SLIDING SCREENS

To raise or lower screen, simply loosen nut, as shown at left, move roller up or down as needed, and tighten nut. In all positions, Slide-View screens are contained within the unit width dimensions, thus presenting a neat overall appearance.



Look in the Yellow Pages for the name of your nearest Slide-View dealer, or write today for complete specifications.



SLIDE-VIEW STEEL DOOR & WINDOW CO.
521 N. LA CIENEGA BLVD., LOS ANGELES 48



TROY with MADISON escutcheon



NASSAU with NEWPORT escutcheon



CLASSIC with NEWPORT escutcheon




NASSAU with CONSTELLATION escutcheon



CLASSIC with DALLAS escutcheon



LITCHFIELD with SAVOY escutcheon



LITCHFIELD with WILLIAMSBURG escutcheon

No other lock gives you so many new knobs and new escutcheon combinations

Illustrated are only 10 dramatic variations of designs and finishes

Here at last is a lock—a Yale Lock—a moderately priced lock—which enables an architect and his contractor to guarantee their client Yale security along with a combination of styles and finishes which satisfy the most artistic requirements.

The range of the new Yale 5300 series is truly dramatic. It fulfills the need for marrying functionalism with modern decorative trends. It gives doors new beauty.


Here is one more reason why Yale is, indeed, the greatest name in hardware.

May we send you a fully illustrated and descriptive catalogue complete with specifications, functions, and engineering data? The job you now have on your board deserves Yale.

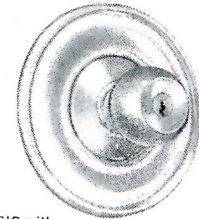
Now you can offer Yale residential hardware for all classes of construction. Ask your Yale contract hardware specialist.



TROY with NORFOLK escutcheon




LITCHFIELD with WILLIAMSBURG escutcheon



CLASSIC with MADISON escutcheon


Eight new escutcheons that combine with four new knobs . . .
two new entrance handles . . . two new lever handles
Moderately priced . . . Precision engineered . . . Yale security




Litchfield



Troy



Classic




Nassau



Westbrook



Arlington



Deauville

Guilford

YALE REGISTERED U. S. PATENT OFFICE
YALE & TOWNE MFG. CO.—LOCK AND HARDWARE DIV.—STAMFORD, CONNECTICUT

YALE & TOWNE

CONSTRUCTION COST INDEXES

Labor and Materials

U. S. average 1926-1929=100

Presented by Clyde Shute, manager, Statistical and Research Division,
F. W. Dodge Corp., from data compiled by E. H. Boeckh & Assocs., Inc.

NEW YORK

ATLANTA

Period	Residential		Apts., Hotels Office Bldgs. Brick and Concr.	Commercial and Factory Bldgs. Brick and Concr.		Brick and Steel	Residential		Apts., Hotels Office Bldgs. Brick and Concr.	Commercial and Factory Bldgs. Brick and Concr.		Brick and Steel
	Brick	Frame		Brick	Steel		Brick	Frame		Brick	Steel	
1930	127.0	126.7	124.1	128.0	123.6		82.1	80.9	84.5	86.1	83.6	
1935	93.8	91.3	104.7	108.5	105.5		72.3	67.9	84.0	87.1	85.1	
1939	123.5	122.4	130.7	133.4	130.1		86.3	83.1	95.1	97.4	94.7	
1940	126.3	125.1	132.2	135.1	131.4		91.0	89.0	96.9	98.5	97.5	
1946	181.8	182.4	177.2	179.0	174.8		148.1	149.2	136.8	136.4	135.1	
1947	219.3	222.0	207.6	207.5	203.8		180.4	184.0	158.1	157.1	158.0	
1948	250.1	251.6	239.4	242.2	235.6		199.2	202.5	178.8	178.8	178.8	
1949	243.7	240.8	242.8	246.4	240.0		189.3	189.9	180.6	180.8	177.5	
1950	256.2	254.5	249.5	251.5	248.0		194.3	196.2	185.4	183.7	185.0	
1951	273.2	271.3	263.7	265.2	262.2		212.8	214.6	204.2	202.8	205.0	
1952	278.2	274.8	271.9	274.9	271.8		218.8	221.0	212.8	210.1	214.3	
1953	281.3	277.2	281.0	286.0	282.0		223.3	224.6	221.3	221.8	223.0	
Nov. 1953	283.2	277.5	288.3	295.2	291.0		225.1	225.8	226.0	226.9	227.0	
Dec. 1953	286.1	280.6	292.6	298.5	295.2		223.7	224.1	225.7	226.7	226.6	
Jan. 1954	285.2	279.5	292.2	298.2	294.8		221.8	221.9	224.1	225.4	225.2	
Jan. 1954	% increase over 1939			% increase over 1939			% increase over 1939			% increase over 1939		
	130.9	128.3	123.5	123.5	126.6		157.0	167.0	135.6	131.4	137.8	

ST. LOUIS

SAN FRANCISCO

1930	108.9	108.3	112.4	115.3	111.3	90.8	86.8	100.4	104.9	100.4		
1935	95.1	90.1	104.1	108.3	105.4	89.5	84.5	96.4	103.7	99.7		
1939	110.2	107.0	118.7	119.8	119.0	105.6	99.3	117.4	121.9	116.5		
1940	112.6	110.1	119.3	120.3	119.4	106.4	101.2	116.3	120.1	115.5		
1946	167.1	167.4	159.1	161.1	158.1	159.7	157.5	157.9	159.3	160.0		
1947	202.4	203.8	183.9	184.2	184.0	193.1	191.6	183.7	186.8	186.9		
1948	227.9	231.2	207.7	210.0	208.1	218.9	216.6	208.3	214.7	211.1		
1949	221.4	220.7	212.8	215.7	213.6	213.0	207.1	214.0	219.8	216.1		
1950	232.8	230.7	221.9	225.3	222.8	227.0	223.1	222.4	224.5	222.6		
1951	252.0	248.3	238.5	240.9	239.0	245.2	240.4	239.6	243.1	243.1		
1952	259.1	253.2	249.7	255.0	249.6	250.2	245.0	245.6	248.7	249.6		
1953	263.4	256.4	259.0	267.6	259.2	255.2	257.2	256.6	261.6	259.7		
Nov. 1953	266.4	260.0	263.3	272.0	264.8	257.9	250.1	264.3	271.1	266.3		
Dec. 1953	265.8	259.3	263.2	271.9	264.7	258.6	251.0	264.4	271.2	266.5		
Jan. 1954	263.8	257.0	261.5	270.6	263.3	255.8	247.8	262.3	269.6	264.7		
Jan. 1954	% increase over 1939			% increase over 1939			% increase over 1939			% increase over 1939		
	139.4	140.2	120.3	125.9	121.3	142.2	149.5	123.4	121.2	127.2		

The index numbers shown are for combined material and labor costs. The indexes for each separate type of construction relate to the United States average for 1926-29 for that particular type — considered 100.

Cost comparisons, as percentage differences for any particular type of construction, are possible between localities, or periods of time within the same city, by dividing the difference between the two index numbers by one of them; i.e.:

index for city A = 110
index for city B = 95
(both indexes must be for the same type of construction).
Then: costs in A are approximately 16 per cent higher than in B.

$$\frac{110-95}{95} = 0.158$$

Conversely: costs in B are approximately 14 per cent lower than in A.


$$\frac{110-95}{110} = 0.136$$

Cost comparisons cannot be made between different types of construction because the index numbers for each type relate to a different U. S. average for 1926-29.

Material prices and wage rates used in the current indexes make no allowance for payments in excess of published list prices, thus indexes reflect minimum costs and not necessarily actual costs.

These index numbers will appear regularly on this page.

Bigelow Cushionlok* carpet



Bigelow Cushionlok carpet as it appears in the Colorado Fuel & Iron offices, 575 Madison Ave.




BIGELOW Rugs and Carpets

Beauty you can see . . . quality you can trust . . . since 1825

Bigelow sales offices are located in the following strategic cities: Atlanta, Ga.; Baltimore, Md.; Boston, Mass.; Buffalo, N. Y.; Chicago, Ill.; Cincinnati, Ohio; Cleveland, Ohio; Columbus, Ohio; Dallas, Tex.; Denver, Col.; Detroit, Mich.; Hartford, Conn.; High Point, N. C.; Indianapolis, Ind.; Kansas City, Mo.; Los Angeles, Calif.; Milwaukee, Wis.; Minneapolis, Minn.; New York, N. Y.; Philadelphia, Pa.; Pittsburgh, Pa.; St. Louis, Mo.; Salt Lake City, Utah; San Francisco, Calif.; Seattle, Wash.

REQUIRED READING

The designed environment can and does pattern for us many kinds of sensations which derive from . . .



. . . air currents, heat losses, aromatic exhalations, textures, resiliences and from all-pervading pull of gravity.

Survival Through Design. Neutra

SURVIVAL THROUGH DESIGN

Survival Through Design. By Richard Neutra. Oxford University Press (New York, N. Y.) 1954. 5½ by 8¾ in., 384 pp. \$5.50

BY JOHN RANNELLS

RICHARD NEUTRA has written a book, intended for the general reader, in which his chief message is the vital importance of design.

"Design is the cardinal means by which human beings have long tried to modify their natural environment, piecemeal and wholesale." (p. 5)

"Design . . . is the specific responsibility to which our species has matured and constitutes the only chance of the thinking, farseeing, and constructive animal, that we are, to preserve life on this shrunken planet and to survive with grace." (p. 7)

It is good indeed to have this broad concept of design presented forcefully by an architect who is best known for the visual beauty of his houses. That visual satisfaction is only one of the merits of a successful house design is very clear to anyone who has studied Neutra's. He places visual esthetics where it belongs — as one important component of a designed environment for living. And in this book he calls for a thoughtful search into the other components — physiological and psychological responses less familiar to most architects, where the *behavior sciences* have so much to show us.

It is a challenging, stimulating book — a compendium of observations, generally illuminating, sometimes exasperating, into which the author has put (as he tells us in the preface) "a loose and yet linked cycle of writings collected over almost a lifetime."

A chief virtue of the book lies in the number of urgent problems to which it calls attention. Another great virtue is the insistence on scientific method in the solution of design problems. The author, in a host of examples, gives us glimpses into specific responses to environmental conditions which we should take into account in designing for human use.

(Continued on page 330)

VOICES OF SILENCE

The Voices of Silence. By André Malraux. Doubleday and Co., Inc. (Garden City, N. Y.) 1953. 661 pp., illus. \$25

BY JOHN E. BURCHARD

André Malraux is a rare person. As a young man he was an archeologist in Cambodia and became an authority on Asiatic art. Subsequently he has been soldier, politician, novelist, art critic, revolutionary, communist, de Gaullist, Maquis hero, member of the Council of French National Museums. His novel "Man's Fate" won the Goncourt Prize in 1933 and is one of the great modern novels of revolt. Another, "Man's Hope," is scarcely inferior. He is the kind of man who turns up so seldom in history, the kind Callicles said was impossible, the man who combines skill and force in action with sensitivity and imagination in reflection.

All of these experiences and traits show through in "The Voices of Silence" which challenges the brilliance of the Malraux novels. This book is an exhaustive, informed, spectacular, provocative, lyrical and sometimes rhapsodic analysis of art. It is an analysis which breaks the shackles of conventional art criticism and is better thereby. If I wanted to excite an adult novice about art I might prefer Malraux to Gombrich although the results would certainly be different.

It is a big book. It is thick, heavy, and expensive. It has 661 pages and some 500 illustrations, many of which are full-page. The text is eminently readable but it is a book to have at home, not one to borrow from a public library because then the fines will mount up.

Malraux is a Westerner. He uses more Occidental than Oriental examples of course but the choice is still wide-ranging. He draws from all over the world and from all time, from the great productions of China and India, the art of the Steppes and of Egypt, of Africa and the New Hebrides as well as from the Classic continuum of the West. He strides across the centuries from Sumer of the third millennium B.C. to Miro of the second millennium A.D.


Yet this book is neither a chronological history nor an atlas and compendium of art. It transcends what we usually

(Continued on page 48)


Rolling Steel Doors

Manually, Mechanically, or Electrically Operated

No other type of door can equal the outstanding advantages of a good electrically operated rolling steel door . . . no other type of door so fully meets present-day requirements in modern industrial or commercial buildings. The quick-opening, quick-closing, vertical roll-up action of a rolling steel door requires no usable space either inside or outside the door opening . . . there are no overhead tracks or other obstructions to interfere with crane operations—materials can be stacked within a few inches of the door curtain on either side. No other type of door offers these inherent advantages of space economy and compactness in operation . . . in addition, rolling steel doors are permanent—their all-metal construction assures a lifetime of trouble-free service and maximum protection against intrusion and fire. When you select a rolling steel door, check specifications carefully . . . you will find many extra-value features in Mahon doors—for instance, the galvanized steel material, from which the interlocking curtain slats are rolled, is chemically cleaned, phosphated, and treated with a chromic acid solution to provide paint bond, and, the protective coating of synthetic enamel is baked on at 350° F. prior to roll-forming. You will find other quality materials and design features in Mahon doors that add up to a greater overall dollar value. See Sweet's Files for complete information including Specifications, or write for Catalog G-54.



**MAHON
CHAIN-GEAR
OPERATOR**



**MAHON STANDARD
POWER OPERATOR 920-P**

Two Special Power Operators are also available to meet unusual requirements including JIC Stds.

T H E R. C. M A H O N C O M P A N Y

Detroit 34, Michigan • Chicago 4, Illinois • Representatives in all Principal Cities
Manufacturers of Rolling Steel Doors, Grilles, and Automatic Closing Underwriters' Labeled Rolling Steel Doors and Fire Shutters; Insulated Metal Walls and Wall Panels; Steel Deck for Roofs, Partitions, and Permanent Concrete Floor Forms.



ROLLING STEEL DOORS, SHUTTERS AND GRILLES TO MEET EVERY REQUIREMENT

MAHON



Landing Pattern for the Age of Flight:

Terrazzo

Visibility, several thousand square feet; humidity, no matter; temperature, unimportant; maintenance instructions, simple. That's TERRAZZO, an airport's ageless floor. Countless arrivals and departures can't harm TERRAZZO; countless sessions with maintenance personnel leave it bright and shining.

Marble-hard TERRAZZO is as versatile as an architect's imagination, delivering an infinite variety of color-and-pattern combinations for floor, wainscot, wall and stairway.

Wherever long life is required and minimized upkeep is desirable, specify low-annual-cost PORTLAND CEMENT TERRAZZO. Free AIA Kit upon request.



THE NATIONAL TERRAZZO AND MOSAIC ASSOCIATION, INC.

404 SHERATON BUILDING, 711-14th STREET, N. W., WASHINGTON 5, D. C.

REQUIRED READING

(Continued from page 46)

think of as art criticism. It is really a series of extended, interconnected, and distinctly controversial essays on art, advancing the theories of a sharp mind. These theories will be familiar to those who have read his earlier "The Psychology of Art." Indeed, the present book owes much both of text and illustration to the previous works, but the new one is greater.

Malraux begins with his familiar attack of the museum. It is a new, exclusively Western institution, quite incompatible for example with the Asiatic view of artistic contemplation, having a tendency not only "to isolate the work of art from its context" but "to make it foregather with rival or even hostile works." It cannot display forms which are an integral part of the whole such as a Last Judgment of Bourges, or immovable such as a fresco of Arezzo, or too large such as an equestrian statue from an Italian square. It cannot effectively juxtapose the large and the small, a Book of Hours and a Moses of Michelangelo. The gallery, as we know it, is, then, principally a repository of the easel painting, the framed picture, something which is really quite new in art, and by no means universal.

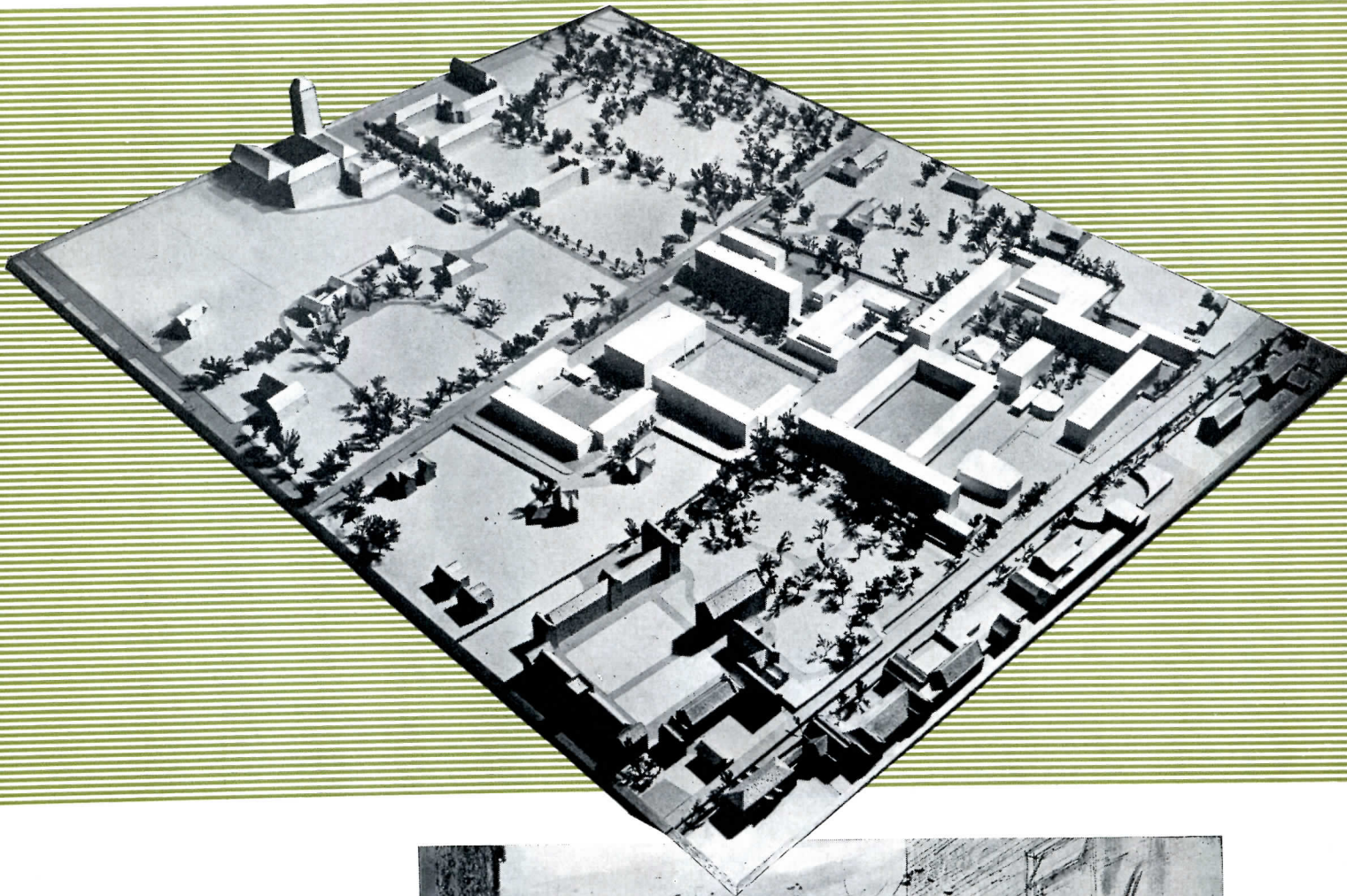
As the conqueror of these difficulties, Malraux evokes the camera, the genius of the magic carpet which will let the home-bound range the museums and buildings of the world.

Here the controversy always begins. It is hardly necessary to tick off the forces. Color reproductions are not reality, they lack color, texture and scale; monumental things cannot seem monumental on a book page be it never so large; little things may be overemphasized on the same page when blown up by photographic process. The camera can choose its angles and thus deceive. Colorists such as Chardin may be penalized, draughtsmen such as Durer pre-miated. Malraux knows all this of course and does not propose his book as a substitute for the Louvre. But he might tell us that there is no Louvre in Sapulpa, Oklahoma, and that all the people of Paris cannot visit the Uffizi while none of us can longer visit the Hermitage. My own opinion is that the young man from Sapulpa or even from Boston or New York is more likely to want to visit the Louvre after he has read Malraux and that he will get more


(Continued on page 334)

CAMBRIDGE UNIVERSITY DEVELOPMENT

Plan for Cambridge University's Sidgwick Avenue site utilizes the full range of contemporary thinking to develop a campus with all of the delights traditional to an English University



*Sir Hugh Casson & Neville Conder
Architects*



THERE IS NO NEED to emphasize the difficulties which beset those who, directly or indirectly, are responsible for new building in Cambridge. These difficulties have existed for many centuries, although two hundred or so years ago they were perhaps somewhat simpler than they are today, and certainly . . . they were faced in those days with greater ease and self-confidence than later circumstances have seemed able to permit. It was not of course to be expected that Cambridge would escape the conflicts of architectural taste so characteristic of the last century. Indeed the results of those conflicts are part of her fascination. But there are times it must be admitted, when to the art historian at least, Cambridge must look less like a university than a battlefield across which have passed and repassed the armies of architectural controversy. Like all battlefields it has seen its share of courage and of indecision, of chances seized and of opportunities missed. There is scarcely, it seems, a building which does not today bear the scars of victory or of defeat in some major engagement of principle or some minor skirmish of detail. With such a prospect before him then it is not surprising that the architect who is lucky enough to be given the chance of preparing designs for new buildings in Cambridge, faces his problems with the mixed feelings of a raw recruit. Before his eyes, as inspirations or as warnings, stand the efforts of his predecessors — as brave as flags, and as solid as tombstones — some of them too often serving the same melancholy function for the reputation of their designers. Even the most enthusiastic architect would be wise therefore to approach his task with humility as well as with determination. But humility is one thing, timidity is another. We believe that your committee would welcome the first as warmly as they would resent the second. It is in this belief that we have set about our task.

The Sidgwick Avenue site is fortunately free from the most prickly of all architectural problems, that of reconciling the new and unfamiliar with the old and well-beloved. The site possesses no outstanding natural features, other than a few trees, which demand to be respected. The architecture of the surrounding buildings sets no stylistic theme which it would be ill-mannered to ignore.

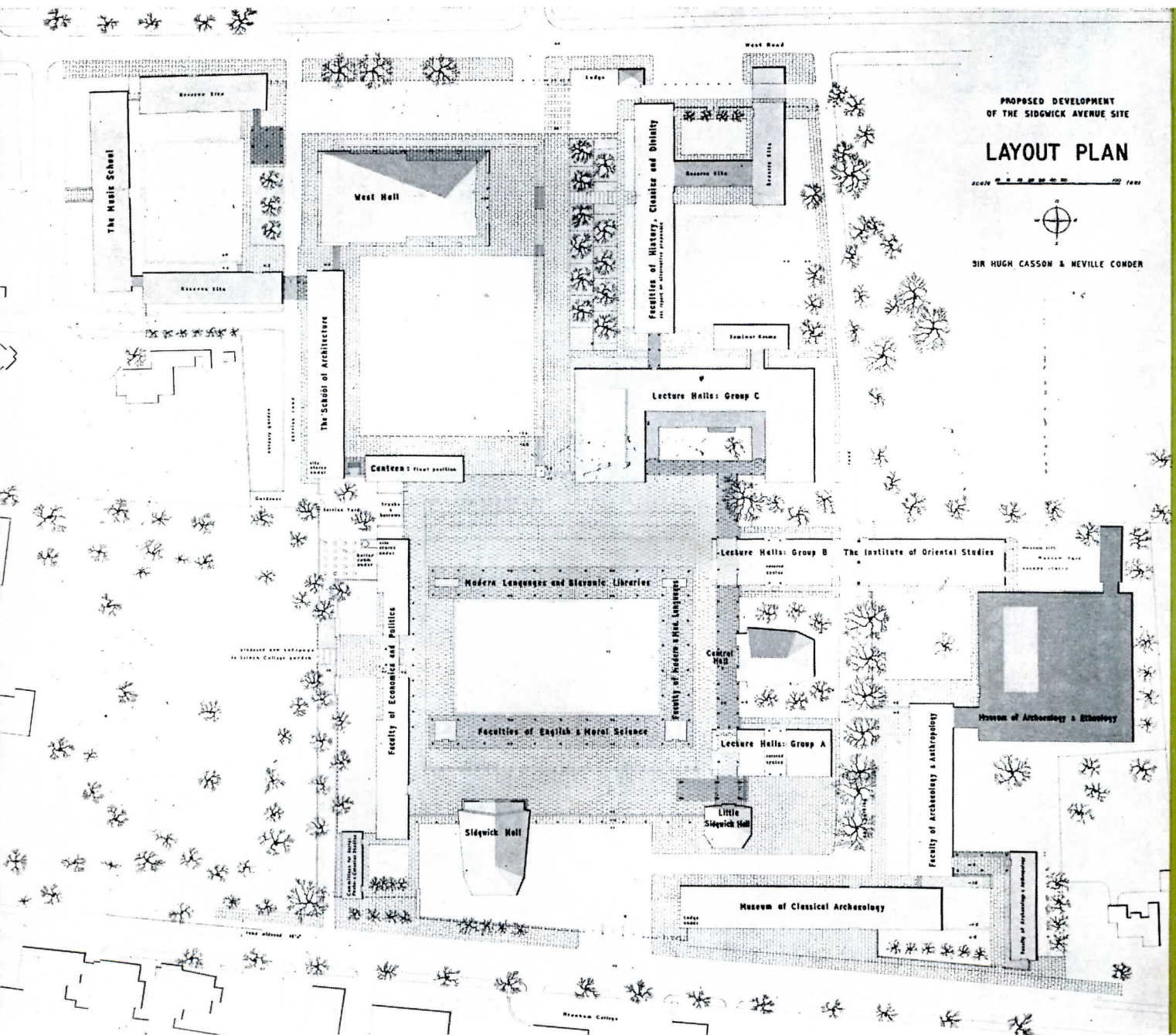
It would be possible to lay out the Sidgwick Avenue site, by reason of its character and placing, as an enclosed and totally self-centred area independent of its neighbourhood — a secret walled city, as it were, to be discovered during a suburban stroll and disclosing its delights only after the entrance gates have been passed. This method, despite its many attractions, we have rejected. No group of Faculties and Lecture Rooms, however closely linked their functions, can afford to be too sharply separated from the living stream of university life, and in our view the physical distance



LEGEND

1. The Music School
2. Reserve Site
3. West Hall
4. The School of Architecture
5. Canteen
6. Faculty of Economics and Politics
7. Committees for Aerial Photo and Colonial Studies
8. Modern Languages and Slavonic Libraries
9. Faculty of Modern and Mediaeval Languages
10. Faculties of English and Moral Science
11. Sidgwick Hall
12. Little Sidgwick Hall
13. Museum of Classical Archeology
- 14, 15. Faculty of Archeology and Anthropology
16. Museum of Archeology and Ethnology
17. The Institute of Oriental Studies
18. Lecture Halls: Group A
19. Central Hall
20. Lecture Halls: Group B
21. Lecture Halls: Group C
22. Seminar Rooms
23. Faculties of History, Classics and Divinity
24. Reserve Site
25. Lodge

This plan has evoked considerable enthusiasm in England, the architects being acclaimed for sympathetic handling of the always touchy problem of fitting contemporary planning into traditional



areas of English life. The text comprises extracts from their report to the University, which, incidentally, was prepared as thoughtfully as was their plan

from the Colleges is already disturbing enough without emphasizing this separation by devising a self-centred layout.

We have preferred the alternative approach of relating the site and its buildings not only to the principal groups of buildings which now adjoin it (Newnham and Selwyn) but also to those which are at present more distant but which in the future may become more closely related.

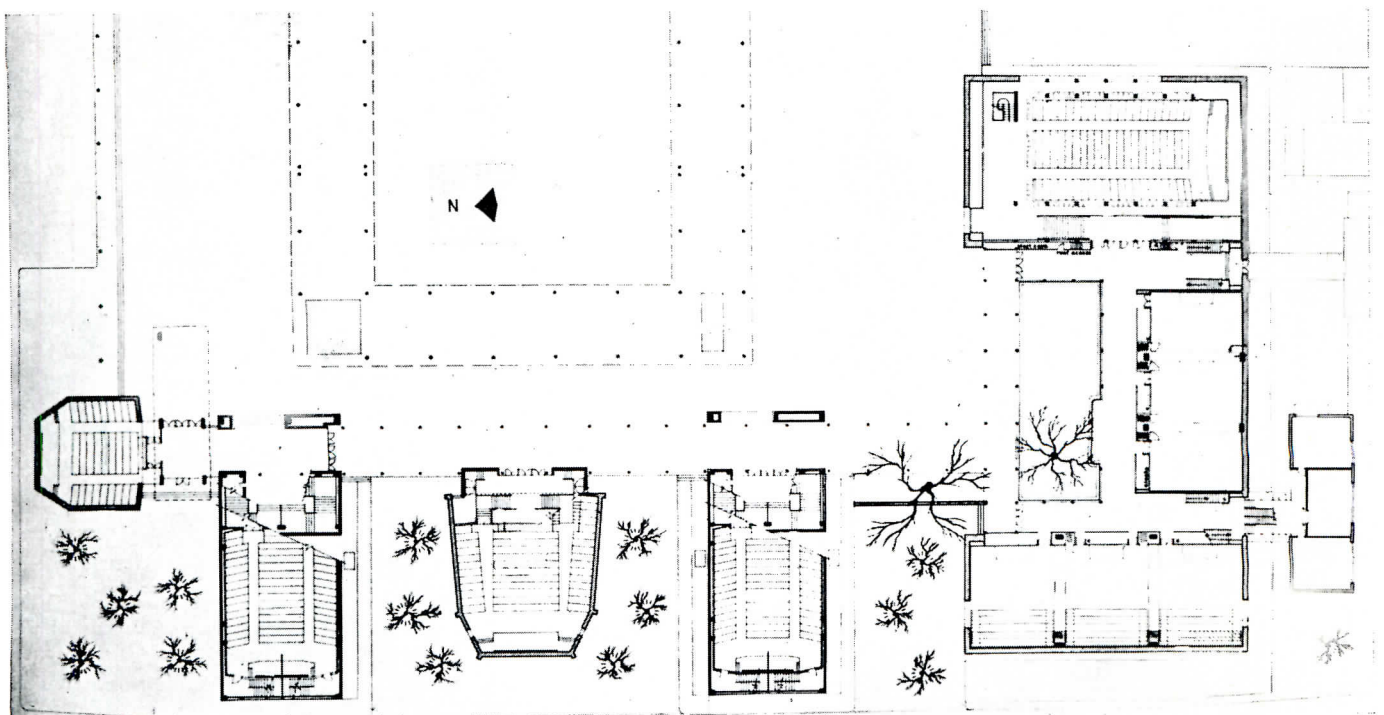

A group of Faculties and Lecture Rooms of this size and complexity demands a degree of formality in its setting. There are various methods of achieving this, but the one which we would firmly reject is the strict control of façades and architectural treatment. Such a

device is constricting both to the clients and to the architects of the future: a mask is after all as unwelcome to a designer as a gag would be to a University Lecturer. We have preferred to obtain the necessary formality in two dimensions and upon the ground, by designing a simple and direct layout, within the controlling framework of which are grouped, in a coherent, but basically informal and perhaps even mildly argumentative manner, the buildings themselves. To use a rather fanciful analogy, it is as if these buildings were a group of Dons seated round the strong linking geometrical form and pattern of the High Table.

This arrangement, assisted by our proposal to link the different buildings by such unobtrusive and neutral devices as canopies, covered ways, bridges and stair-

CAMBRIDGE UNIVERSITY SCHEME
 Sir Hugh Casson & Neville Conder

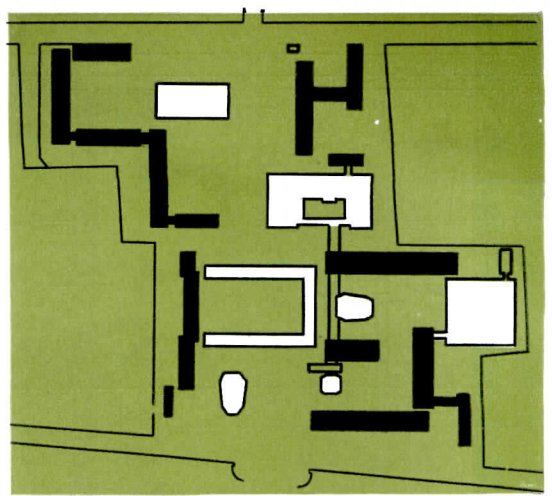
Right: view from Sidgwick Avenue, at main entrance, is open and dramatic. "But the eye can pass beneath and beyond the buildings . . . and catch a sparkle of the Water Square." Opposite page, left: view toward Faculty of Economics and Politics; building is pierced at ground level, opening view toward Selwyn College. Opposite page, right: view toward Institute of Oriental Studies: character is kept intimate and friendly





case blocks, permits greater freedom of design to the architects of these buildings. They are then only limited by the minor discipline of frontage and silhouette lines. This informal method of grouping the buildings will also be a great asset in a long-term programme, where needs are likely to change, demanding alterations that can easily be made without disturbing unduly the basic scheme.

This formal ground pattern referred to above takes the form of two main features, one in each zone.

Zone A. (i.e. that part of the site that is immediately available). Here the centre of the site is covered with a paved platform, approximately 300 feet square, raised 2 feet above ground level to increase its importance and to provide a sharper definition of its edges.



"... the buildings (white) chosen to provide the accents of interest and character, the larger lecture halls and faculty block, should be serene, timeless, and almost monumental in feeling, in contrast to the rougher and less sophisticated . . . (black)"



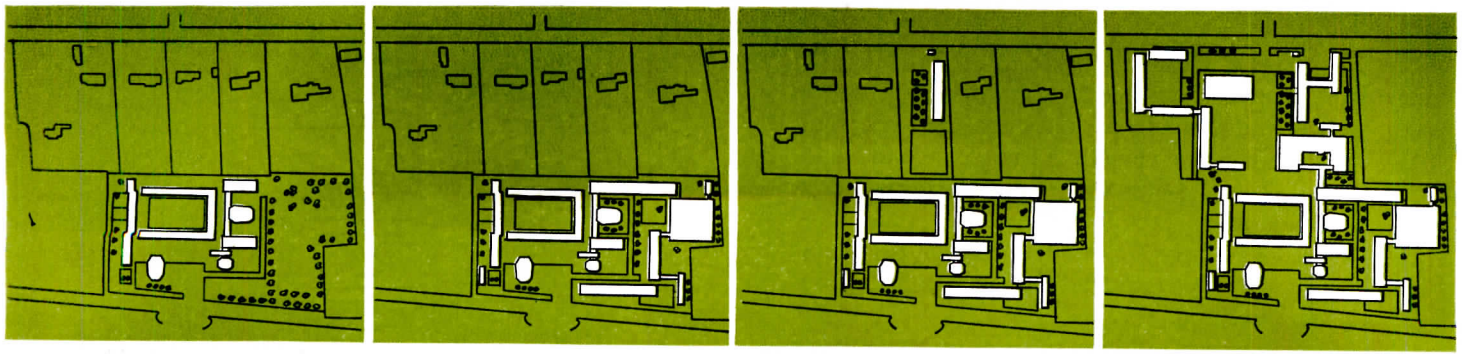
This platform forms the main pedestrian approach to the buildings which immediately surround it, and in particular to the Lecture Halls along its eastern flank. Centrally upon it stands a three-sided Faculty block, set round a turfed courtyard, and raised on columns above the level of the platform to permit clear views from end to end of the site, even as far as the New Library Tower. This platform also serves as the visual preparation or "entrance hall," for the new development which may take place eventually to the north, and its geometric formality is emphasized by the crisply outlined pattern of the paving upon its surface.

Zone B. (i.e. that part of the site — 6.317 acres — occupied by houses and gardens). Here the main formal feature is a Water Square approximately 160 feet square. The buildings of Cambridge are traditionally associated with their riverside setting and the introduction of water on a large scale upon this "inland" site, seems to us both appropriate and enlivening. This sheet of water, quiet, flat and rectangular, not only sets a mood of serenity for the buildings immediately

around it, but will we hope be an "off stage" presence for the whole of the site — its sudden glitter catching the eye, sometimes perhaps almost unawares, from an upper window or between the shoulders of buildings.

Round these two accents — the Paved Platform and the Water Square — are grouped the various buildings, the planning and mutual relationship of which are described in greater detail below.

The buildings on this site, because they are most of them similar to each other in function, size and height, could easily look monotonous to the eye. There are no chapels, towers or structures of strongly individual character required to provide those visually essential points of sudden interest in the scene. To meet this difficulty we have followed two principles. First, the larger Lecture Halls, which could have been amalgamated into one large composite block and therefore visually lost, have been extricated and carefully dispersed to provide those points of architectural interest which would otherwise be lacking. Secondly, we



Four construction stages planned, with modest beginning, left; full realization at right

CAMBRIDGE UNIVERSITY SCHEME
 Sir Hugh Casson & Neville Coulter

have throughout the site adopted the courtyard system of planning which is traditional to Cambridge. This, with its continually changing views and intricately arranged building patterns of different sizes, silhouettes, colours and textures, keeps the eye constantly alert, interested, and indeed to some extent deceived into thinking that the site is larger and composed of a wider variety of buildings than is in fact the case.

Architecture, it has been said, is space enclosed. This definition can be reasonably extended to mean that the design of the space between buildings is almost as important as the design of the buildings themselves.

In the designing of such areas one of the most important (and most frequently neglected) elements at the disposal of the architect is the ground or "floor" upon which the buildings stand. This can be modelled, textured and coloured as required to match the mood and function of the area concerned, by a controlled variation of levels, ground patterns and planting.

In this case the site is basically flat, and the minor variations of level that are suggested to create certain effects must be artificially created. The raised paved platform and the sunken Water Square and courtyard in which stands the thousand seat auditorium, create the principal accents, but these are echoed on a more modest scale elsewhere throughout the site.

The main function of these changes of level — in addition to their visual purpose — is to delineate cycling areas, and the whole centre of the site — comprising platform and terrace — surround to the pool — is thus kept free for the undisturbed pleasure of the pedestrian.

Throughout the site the ground is used for different purposes, for access and assembly, for cycle parks or strolling, for driving or contemplation. Each of these activities, being different in character, demands its own setting, and should enjoy its own virtually exclusive areas. To do this by the municipal corsetry of fences, railings and heavy kerbstones would be out of character with the site. We propose therefore as far as possible to delineate changes of ground-use principally by changes of ground texture and material.

As shown on the drawings, a large number of the existing trees have been kept. It is proposed to add



generously to these, particularly along the eastern edges of the site where the junction between the formal and urban character of the new development and the heavily-treed suburban garden of Queens Road requires softening.

Fencing is confined to the two main road frontages. It will be seen that we have set out to avoid the discouraging appearance of a boundary fence, following without deviation the building line for the complete width of the site. To provide interest to the eye we have in places substituted brick and stone screen walls, their outline softened occasionally by trees and even buildings themselves set at different distances back from the building line. Internal control of circulation is provided by the two-dimensional devices described above, assisted by bollards and screen walls.

In studying the circulation problem, we have considered the needs and delights first of the pedestrian, second of the cyclist, third of the motorist. It is, in our view essential that the ground pattern of the site is not broken up by a network of kerbed roads merely for the sake of the occasional motorist and service vehicle.


We do not in fact visualise much service traffic there.

The carefully balanced combination in the layout of the formal and of the picturesque, of the spacious and of the intimate should, we recommend, be emphasised and enriched by the architectural character of the buildings and in particular by the materials to be used. In general we have followed the principle that the buildings chosen to provide the accents of interest and character, the larger lecture halls and the raised faculty block, should be serene, timeless and almost monumental in feeling, in contrast to the rougher and less sophisticated character of the buildings comprising the


remainder of the development. The former group might well be faced in stone, crisp in outline, delicate in detail and smooth in texture, while the remaining buildings, which provide a strong setting for their more delicate neighbours, could exploit the rich texture of brickwork.

As will be seen from the plan (page 153), most of the buildings that we have suggested should be light in feeling, are placed so as to flank or punctuate our main visual axis, thus increasing the feeling of "penetrability" through the site, and supporting the basic thrust of the new Cambridge.

Opposite page: view of the small courtyard from Sidgwick Avenue, looking toward Archeology and Anthropology, open toward further buildings and lawns beyond. Right: view from the paved platform, at about the centre of the site; here the atmosphere is more formal. View is to the north toward the Library Tower. Below: looking backward from the northern boundary of the site, toward buildings surrounding the Water Square



The Water Square - looking toward the University Library

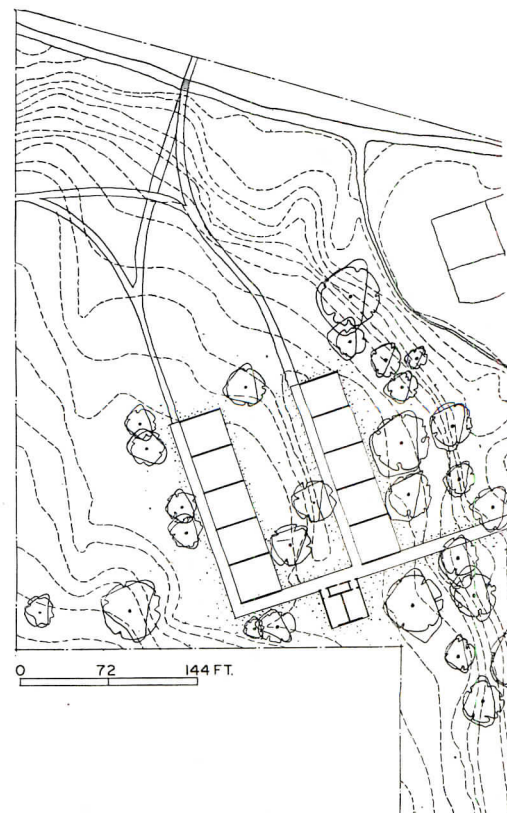




SPLIT SITE YIELDS WELL INTEGRATED

AN IRREGULAR piece of property bisected by a stream and a 23-ft-deep swale seems hardly the ideal location for an elementary school. A school was badly needed in the vicinity, however, to serve extensive Negro housing developments built during World War II, and no other site was available. The success with which the architects solved the problem brought them one of the top awards in the 1954 *School Executive Competition for Better Schools*.

It is not just the excellent use of the site, however, which makes this school outstanding. The section already completed (eight lower-grade classrooms and the administration unit) is alive with color. Materials are chosen and used both for durability and for effect. Lighting is uniformly good.




*Double Oaks Elementary School
Charlotte, North Carolina*

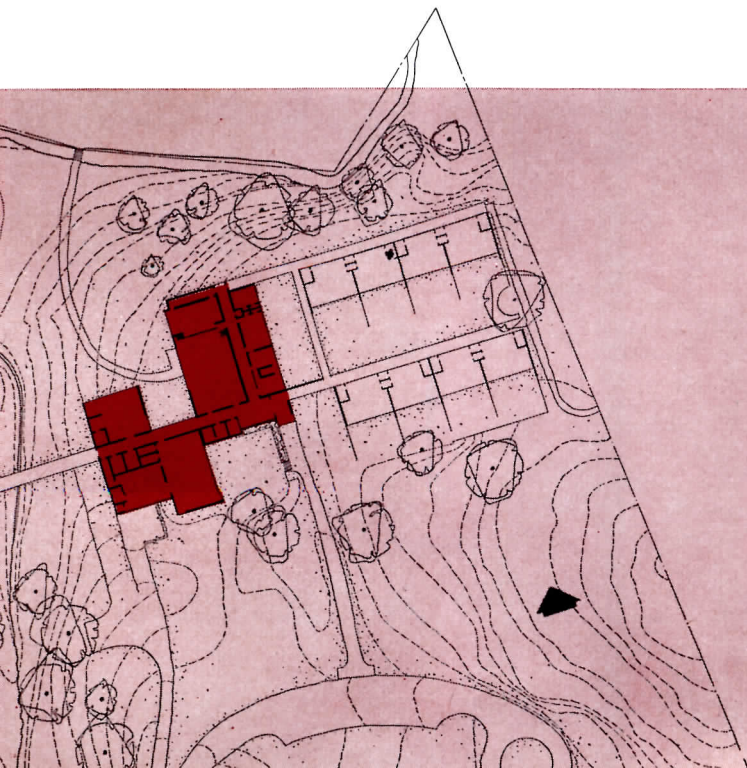
*A. G. Odell, Jr. & Associates
Architects*

*Engelhardt, Engelhardt &
Leggett*


Educational Consultants



SIX-GRADE SCHOOL






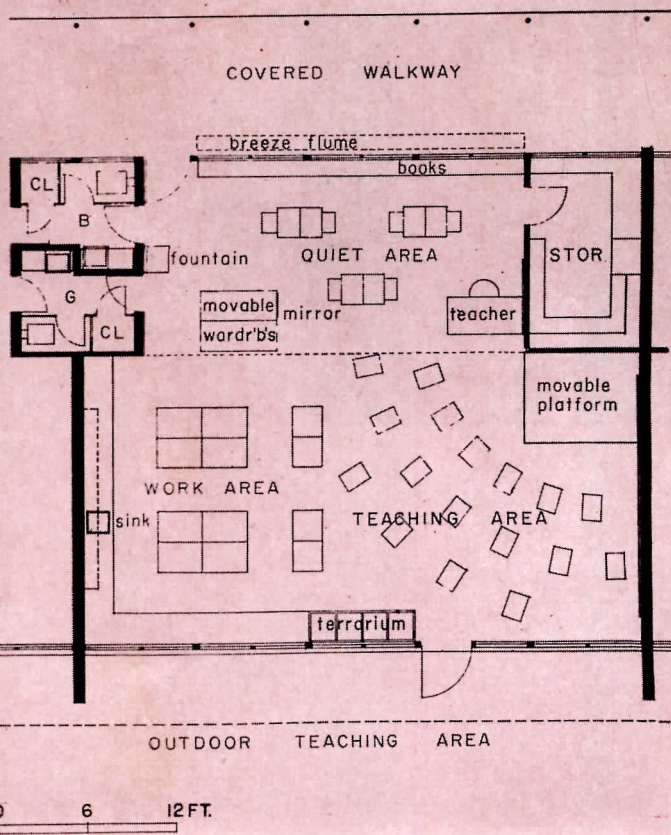
Enclosed corridors in administrative wing (above) are enlivened by bulletin boards and showcases intended to give children on way from classrooms to cafeteria or auditorium a feeling of "going downtown." Left: site is bounded on north by a stream, and bisected by a smaller stream and a north-south swale some 23 ft below mean elevation of property. Administrative unit and eight lower-grade classrooms occupy east half of site; section to west of swale, not yet built, will consist of ten upper-grade classrooms. Covered walkway and bridge will connect two sections



The eight classrooms so far built (for grades one to three) contain approximately 1200 sq ft each, have adjacent toilets and individual outdoor areas. Steel, concrete and brick construction are exposed in the interest of economy everywhere except where acoustical ceilings or wall panels were required. For ease of maintenance, exterior spandrels and wainscots are of porcelain enamel in bright, light colors. South walls are largely glass with roof overhang. Lighting is incandescent: the initial cost of fluorescent lighting was not considered justified because of the extensive glass areas, the few days when natural light falls below 35 foot candles, and the fact that the classrooms are not used at night.


**SPLIT-SITE
ELEMENTARY SCHOOL**







Porcelain enamel panels on classroom exteriors are of different colors — red, yellow, blue, etc. Dividers between outdoor areas are hollow concrete block, some with open sides exposed; the children love to climb on them. Within the classrooms bright colors (in combinations such as red, yellow and green) emphasize structure, give youngsters a sense of architecture. Rooms accommodate 30, have movable platforms, movable storage cabinets, asphalt tile floors

Joseph W. Mellitor



Unusually pleasant feature of school is reading terrace between library and auditorium. Above: terrace and auditorium from corridor to library. Bottom left: terrace from library. Lighting in library and offices is fluorescent



**SPLIT-SITE
ELEMENTARY SCHOOL**

The administrative unit, at one end of the existing building, contains, in addition to offices and health room, the auditorium, cafeteria and kitchen. It will serve upper grades as well as lower, and will be linked directly to the new building by the bridge across the swale. Here, too, color plays an important part. In the library, for instance, one wall is yellow and another is rose; flooring is blue and gray.

Lobby and auditorium walls are used by the School Board's alert art director as miniature art galleries where reproductions of high-quality paintings are hung in small groups and changed often.


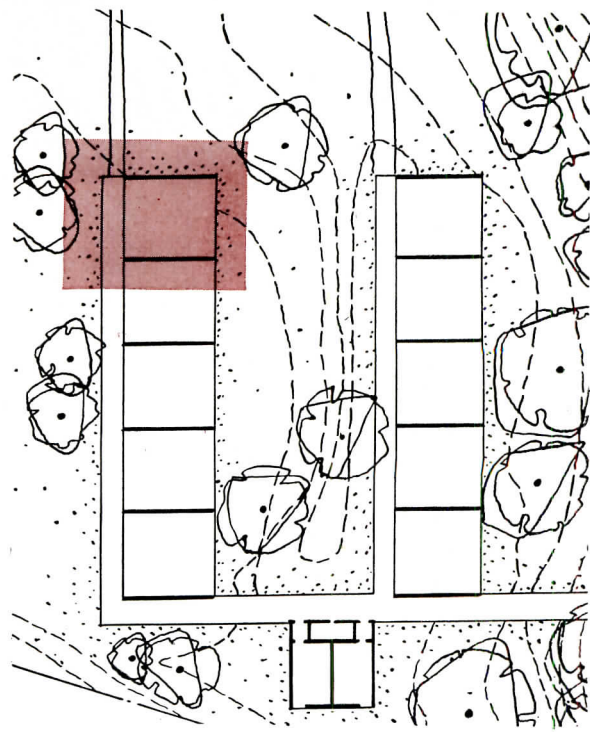
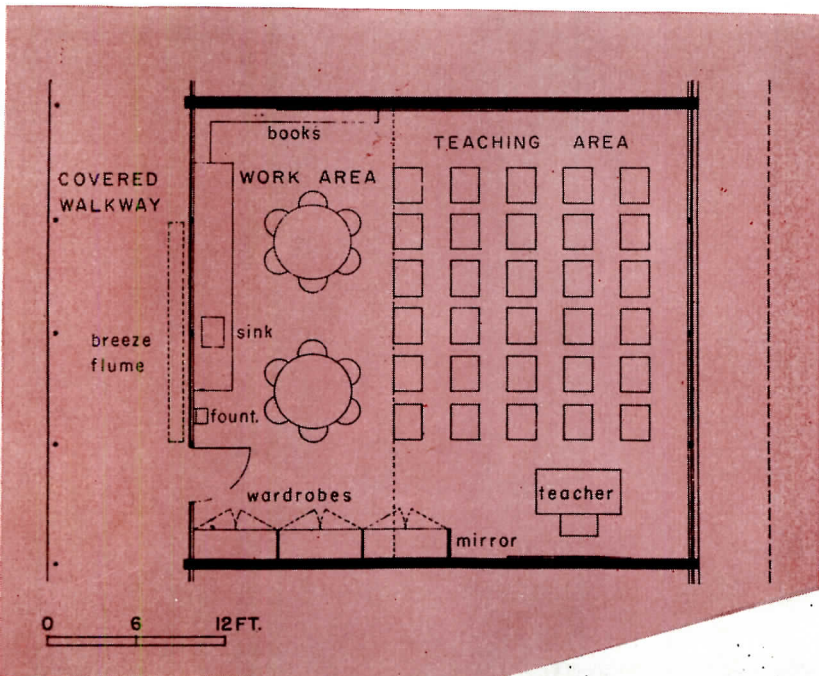


Chalkboards, tackboards and acoustical wall panel in cafeteria are in bright colors; one end wall is vivid mural. Use of color carries over into kitchen, where serving counter is between in and out doors



SPLIT-SITE ELEMENTARY SCHOOL

Upper-grade classrooms, 10 of which are to be built shortly on western half of site, will have east and west exposure and will contain approximately 1000 sq ft each. Future plans call for two additional rooms in this building and four in existing building, bringing classroom total to 24





FREAR HALL, UNIVERSITY OF HAWAII

Angled Dormitory Wings Combine Good Ventilation with Protection from Sudden Storms

Richard Windisch

Edwin L. Bauer


G. J. Wimberly

Howard L. Cook

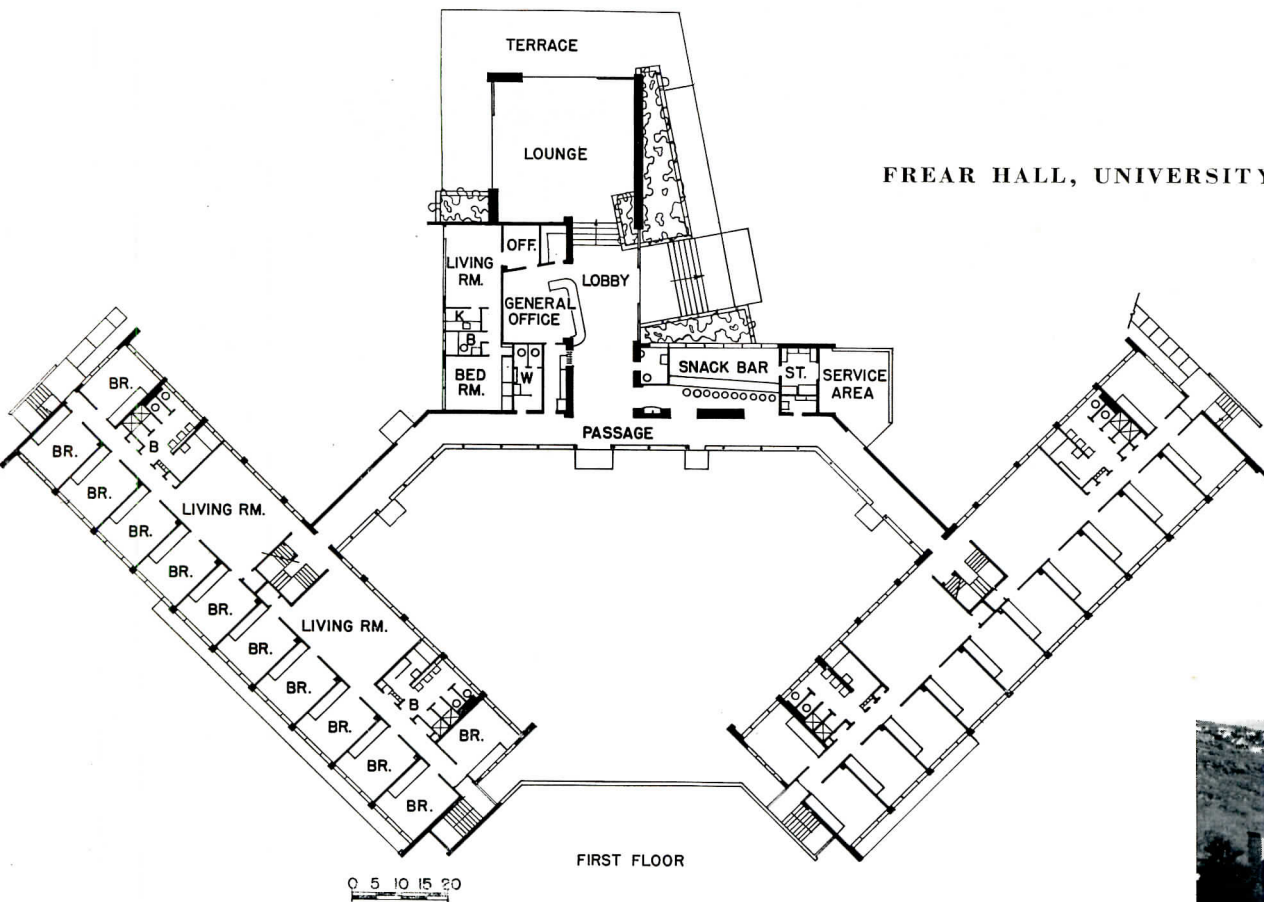
Associated Architects

ORIENTATION was the special problem in the planning of this women's residence hall for the University of Hawaii. As many rooms as possible had to face the trade winds to assure a good breeze in warm weather — and the trade winds come from the same general direction as the frequent and unexpected storms which sweep down Manoa Valley; both exposure and protection thus were required. The solution was a pair of dormitory wings, each placed at a 45 deg angle to the prevailing breeze, with a separate lounge and administration wing between the two.

The building occupies a dramatic site on the edge of a 65-ft rock cliff overlooking the city of Honolulu. Original plans called for a wide cantilevered terrace over the edge of the cliff, but the cost proved prohibitive and a more conventional lanai off the main lounge had to be substituted.



FREAR HALL, UNIVERSITY OF HAWAII



The dormitory was planned to house as many girls as possible under the budget, with living units kept small to facilitate adjustment from home to dormitory life (the majority of students come from the non-cosmopolitan outer islands). It accommodates a total of 144 girls in 12 completely separate units, each of which has six double study-bedrooms, a central living room, and its own bath facilities. The "commons" wing contains a snack-bar but no dining room: plans call for two or three additional womens' residences of the same size, all to be served by one cafeteria.




R. Wenkam

Main entrance (right) leads to central lobby and reception desk. Desk has colorful mosaic front depicting marine life of the Islands. Floors throughout building are asphalt tile, ceilings are plaster, lighting is fluorescent. Site offers fine view over city to Pacific (below). Lounge overlooks site of new stadium, scheduled for construction in very near future, which is part of the University's long-range building program




Dormitory is really three separate buildings connected by a covered walk (right) and enclosing a central garden. Hawaii's mild climate permits use of garden and lanais through most of year; main lounge thus could be held to moderate size in keeping with "family" emphasis, with large-scale functions overflowing to outdoor areas. Garden is basically for students' private use, however, and is well separated from lounge and lanais





FREAR HALL, UNIVERSITY OF HAWAII

Main lounge (above) has sliding glass doors on two sides opening to broad lanais which considerably expand its size. Bedrooms (below left) have fixed plate glass windows for enjoyment of view toward rainswept tropical mountains, and jalousies of obscure glass for ventilation. Dormitory's unit plan gives each 12 girls a private living room (below)





Hedrich-Blessing

GREYHOUND'S NEW CHICAGO TERMINAL

Skidmore, Owings & Merrill, Architects

John W. Harris Associates, Contractors

**A DESIGN FOR BUSINESS THAT
INCORPORATES 4 SOUND IDEAS:**

- 1** | A concept for a downtown block development that provides both amenity and income
- 2** | A scheme that preserves retail values by keeping busses below street level
- 3** | A maximum income ground floor plan
- 4** | A parking garage for convenience and revenue

DESIGNED BY THE ARCHITECTS who conceived Lever House, this project is in many respects comparable; in other respects completely different. The over-all concept, the idea of a clean, crystal shaft of relatively small area rising from a low stylobate covering the entire block — the concept of an office tower set in a landscaped park three or four stories above the street — the idea of breaking up the cliff-like monotony of downtown and giving your building identity and character and its own environment — the thought of offices that will have light and air in perpetuity; in these respects the terminal is comparable in basic thinking.

As far as the actual plan of the lower floors is concerned the dissimilarity is at once apparent; for here is a ground floor open in the center and with rentable space on every façade, while Lever House is open on every façade with the solid portion for lobby and elevators at the center. This variance logically enough resulted from the program requirements.

The property, in the heart of Chicago's downtown "Loop," faces three streets: Randolph, Clark and Lake. Automobile traffic is dense; street parking is difficult to impossible. Wacker Drive is a block north, approximately 400 ft away. Over ten years ago Greyhound purchased the property, occupied by a theater and shops which brought in only a fair rental.

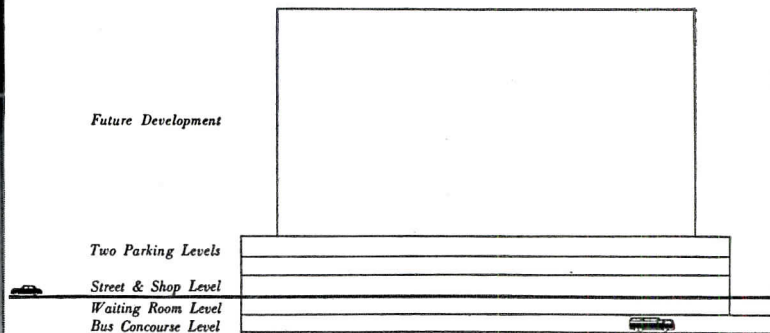
The program resulted from preliminary study by

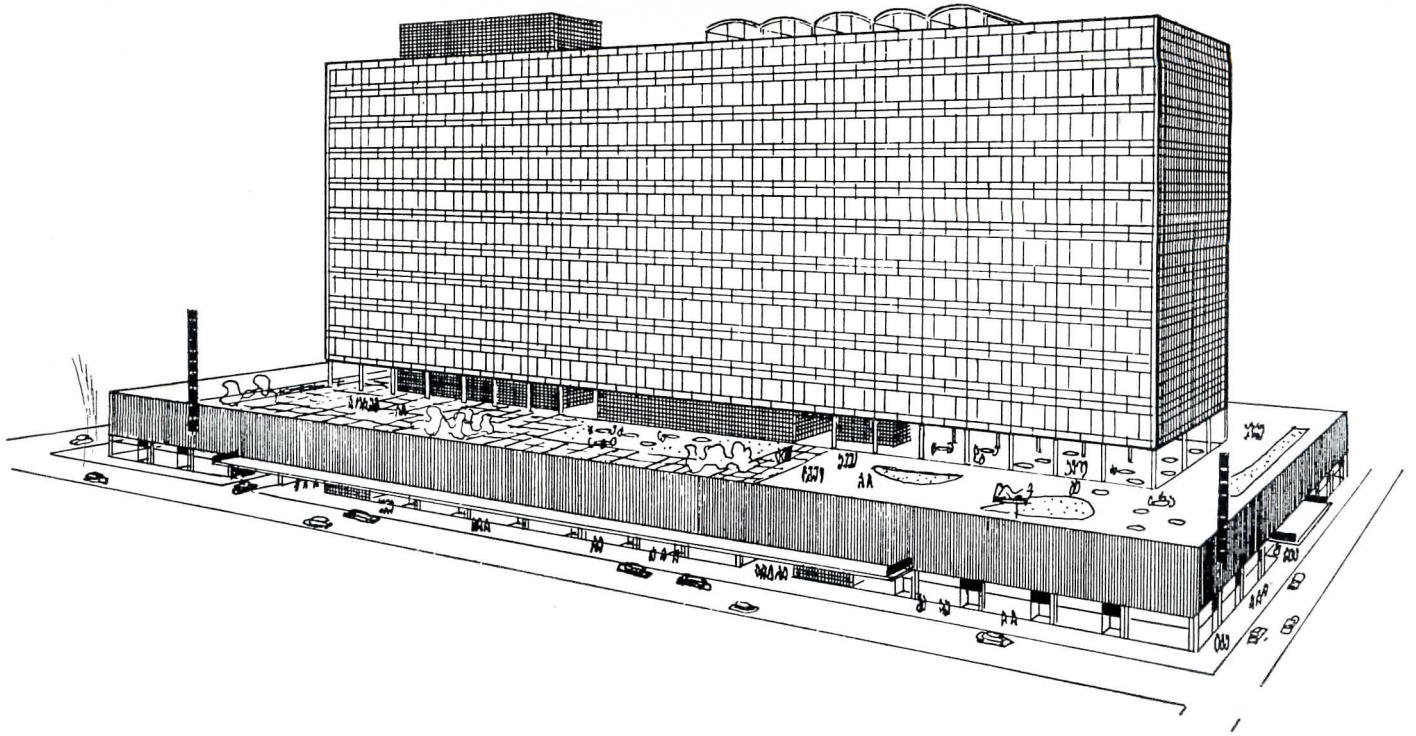
architect Nat Owings and realtor Hugh C. Michels, agent for Greyhound, who worked together on the requirements and how to meet them.

In broad terms, it was decided to keep all bus movement below grade by a tunnel to the lower level of Wacker Drive, thus clearing the way for maximum exploitation of the valuable areas at street level while simultaneously easing traffic congestion. It was further decided that parking for several hundred cars would enhance rentals and serve as a convenience for tenants and public. Finally, provision was to be made for a future tower on top of the aforementioned elements.


As presently constructed, the solution is a five-level building whose architectural key lies at street level. Picture there a square-cornered, rectangular doughnut; then place over it a two-story garage for 500 cars. All of this is rentable area. Cut three passages through it to electric stairs leading down through the large central open space to a concourse and waiting room one level below. Take another electric stair down to the bus concourse, the bottom floor, 25 ft below grade. This is the scheme, and one for other cities to study.

The structure is designed so that, in the future, the garage roof will become a park from which will rise the ten-story tower of glass and light curtain wall construction. The tenant would lease the rights and build the superstructure.

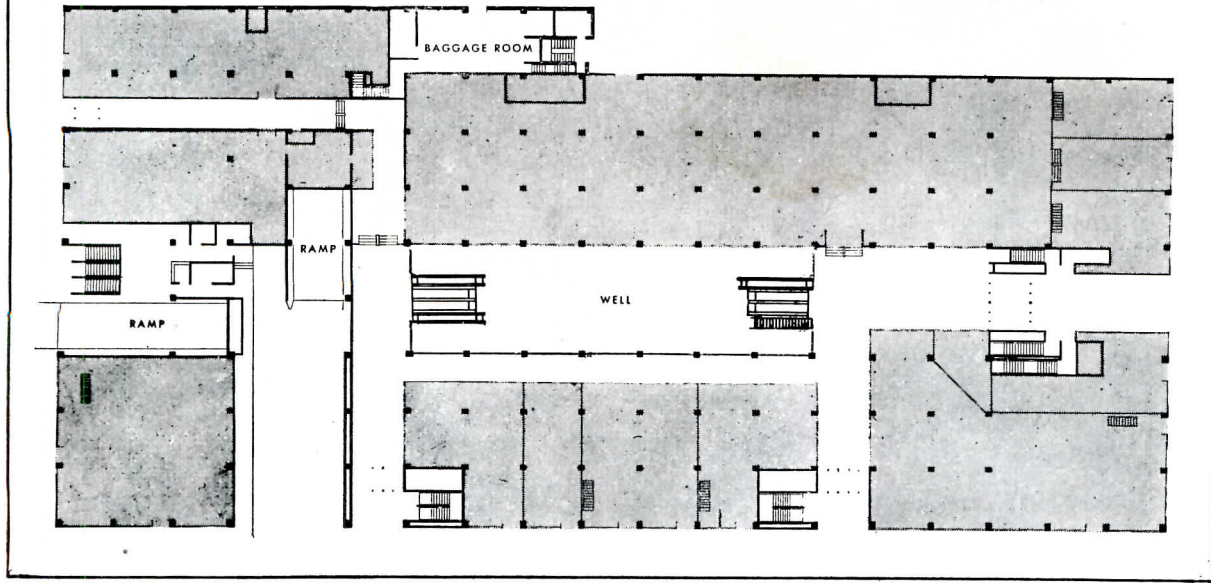




The architect's perspective sketch, above, shows the design for the future glass and steel tower. The scheme will comprise ten floors of 30,000 sq ft each. At left is a diagrammatic section and below, a rendering of the Randolph Street entrance. The two photographs are views of the completed exterior: 18 gauge corrugated stainless steel facing; granite bulkheads and column cladding



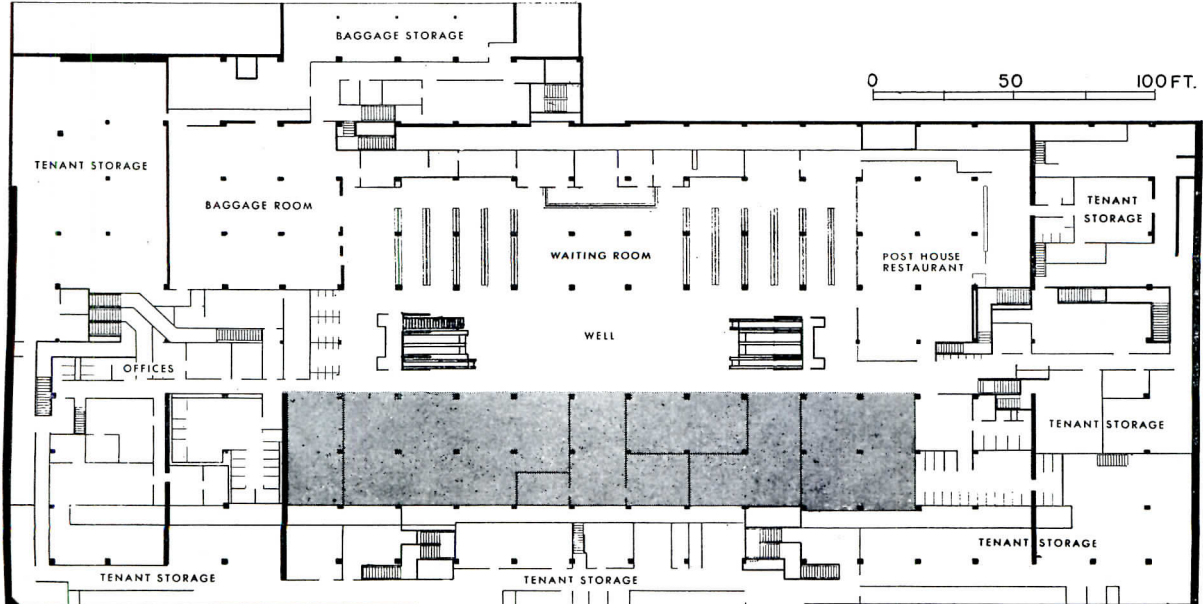

Lake Street



Randolph Street.


STREET LEVEL PLAN

Clark Street



WAITING ROOM PLAN

**GREYHOUND TERMINAL
IN CHICAGO**



As the plan at top left makes clear, the street level consists largely of rentable space (shown shaded), which fronts on the three streets and also has secondary entrance and display on the pedestrian arcades, as shown in the architect's rendering below. Of interest is the around-the-clock operation of these tenant enterprises, which have as a result become a night shopping center in the otherwise dark neighborhood. Rendering above and photo at right show two views of the large restaurant at street level.

The waiting room level, plan at bottom left, centers about the two-story well (about 50 by 160) and is reached by electric stair from sidewalk level. It contains a waiting room for 500 people; ticket windows; 800 lockers; a checkroom; mechanical baggage conveyors connecting with bus level below; the Greyhound Post House restaurant; offices for Greyhound; and rentable concession areas (shown shaded) close to principal circulation and to the waiting area.



Hedrich-Blessing






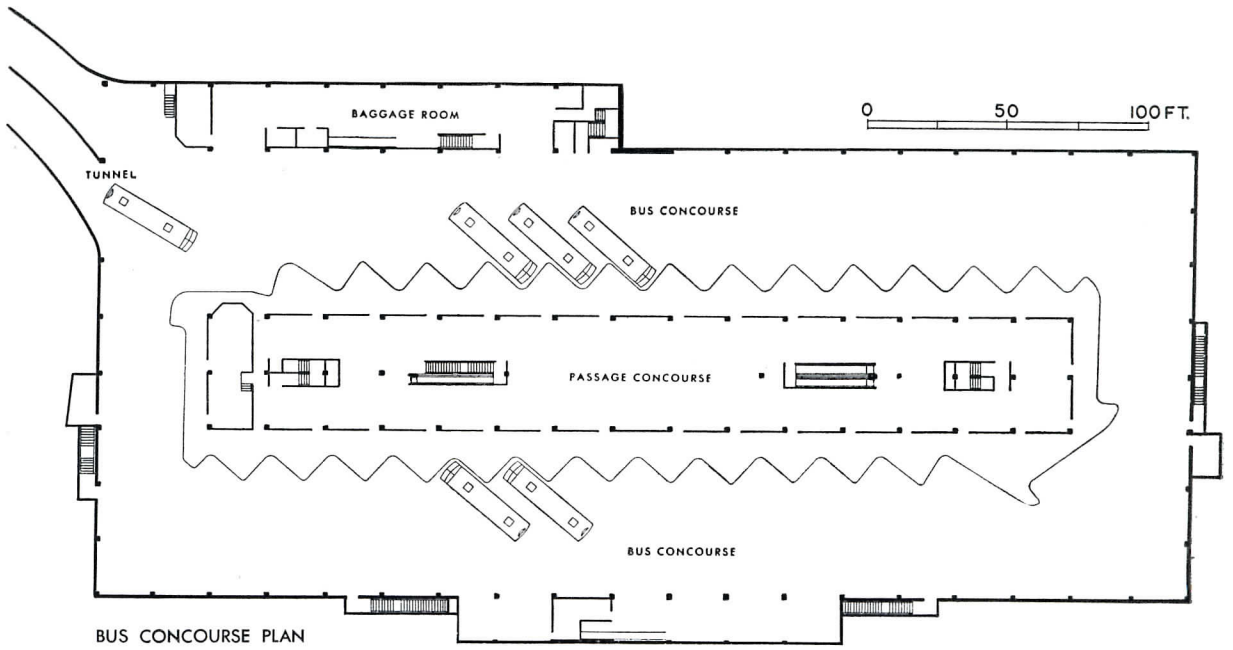
GREYHOUND TERMINAL IN CHICAGO

The photos on this page picture the waiting room with its large two-story concourse. This is the area where terminal and commercial building meet. Walls and columns are finished in marble; most of the interior trim and the doors are aluminum; the floor is terrazzo; the ceilings are mineral acoustic tile.

The plan and pictures on the right page show the bus concourse and loading level. Busses gain access to the loading docks and peripheral loop from a 225 ft twin tunnel, each barrel of which is 15 ft 9 in. wide by 13 ft high inside, slopes on an 8 per cent grade, and features an electric snow melting installation. Traffic is controlled both by dispatcher and by stop-and-go lights automatically actuated by electric eyes. There are docks for 31 busses and ample passing space beyond. Allowing 15 minutes for each loading, the terminal can thus handle 120 busses per hour, or 18,000 persons daily.

The glass and aluminum enclosure separates pedestrians and vehicles and is reached by electric stair from the waiting room above. Note how the long light strips on both sides of the glass tend to eliminate reflections and provide ample light for loading in such a manner that the driver can see comfortably.

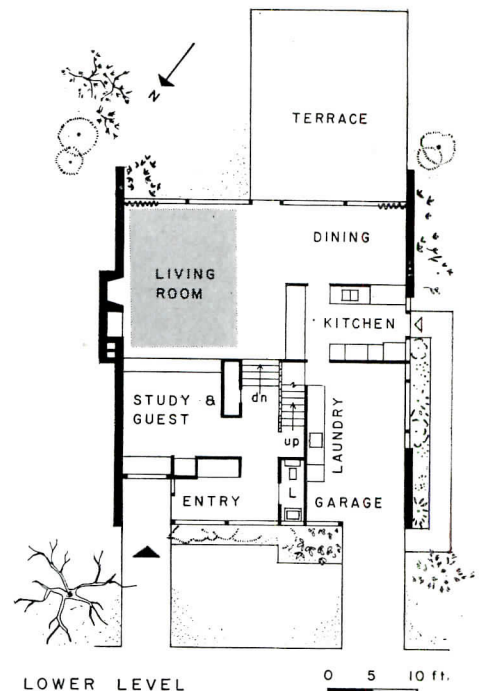





FOR HOUSES—OPEN OR CLOSED PLANNING?

THE VIRTUES OF THE OPEN PLAN have intrigued us all for quite a while, and stirred up a lot of arguments. By now, few can seriously question that it is a good method for gaining flexibility and a sense of space in today's smaller, more compact houses — and perhaps for lowering the cost. Public acceptance is gaining ground, too, with some of the consumer press leading with such glibly assured phrases as "The house these photographs were taken *through* . . .". But even a virtue can be overworked and used indiscriminately, at the sacrifice of other desirable qualities. There are certainly some individuals who would rattle around by themselves in an open-plan house, some who would be rattled by the more or less frenzied activities of others in a family group. There are many ways, some old, some fairly new, of combining both advantages of space and privacy: three houses are presented here that were designed to be used open or closed.

Joseph W. Molitor




OPEN OR CLOSED PLANNING?

I. In Suburbia: equal demands on space and privacy

Cambridge, Mass. Carleton R. Richmond, Jr., Architect

SITE LIMITATIONS and close-by neighbors can pose rather acute problems in many typical residential areas. In planning his own house, Carleton Richmond was faced with zoning restrictions limiting building width to 38 ft, and with a six story apartment house looming to the rear of his 150-ft-deep lot. The resulting compact design incorporates a variety of devices to give the occupants (a couple and one child) privacy from the neighbors, and an interior plan which can be as open or closed as desired. All living areas form a single large room, with plan elements carefully articulated by changes in ceiling and floor levels, and by movable partitions. Obscured glass shields the front entry, while glazing at the rear is protected by a large canopy and trellis.





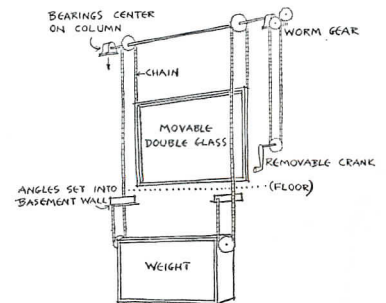



An illusion of space is created by downstairs open plan, though rooms are small. For privacy, surrounding rooms can be shut off from living area (gray area on plan). Study (right) doubles as an office, also as guest room



Joseph W. Molitor

Living room becomes part of garden when lower glass sections are raised (mechanism is similar to sketch, right). The spatial quality of the room can be altered in varying degrees by different arrangements of opening walls, folding partitions, blinds and curtains. Kitchen is closely integrated with dining and living rooms but may be completely shut off from both




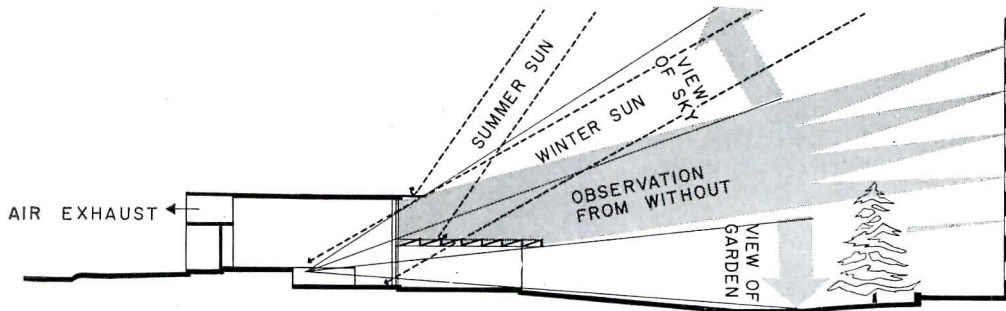



Joseph W. Molitor



Storage walls in bedrooms form sound barrier against living room. High windows in master bedroom help ventilation, privacy

Trellis members over terrace and trees are spaced to restrict view from apartment house at rear, yet pass winter sun and view of sky





OPEN OR CLOSED PLANNING?

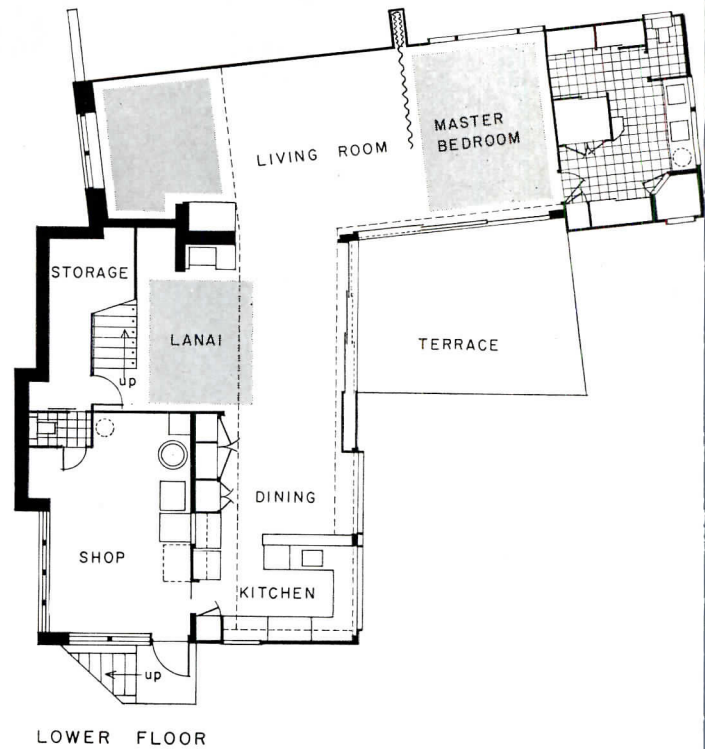
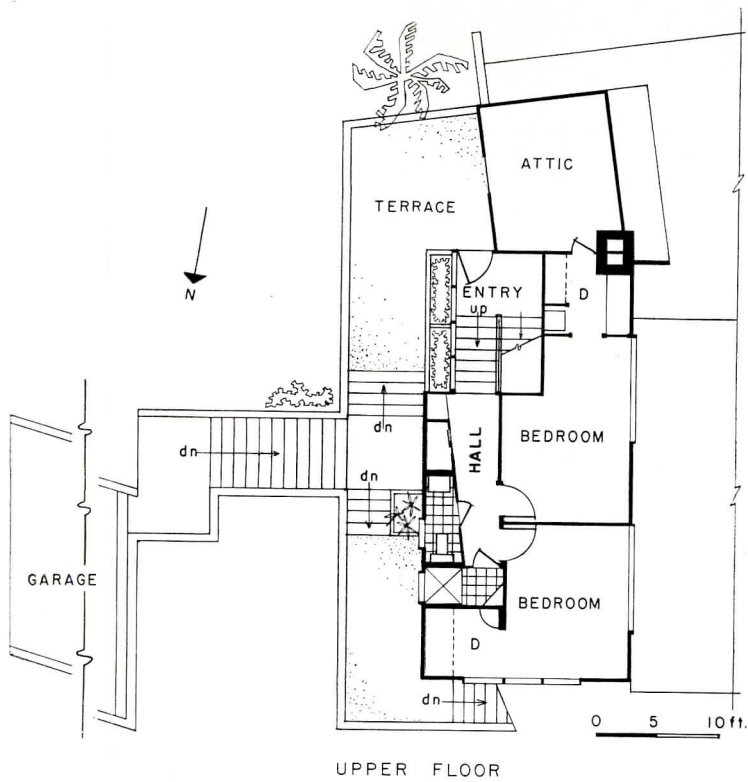
2. In Resorts: the setting is the capital, seclusion a profit

Honolulu, T.H. Lemmon, Freeth & Haines, Architects

APART FROM open-interior considerations, in surroundings as magnificent as Hawaii the average client is usually willing to trade a fair loss of privacy for a series of views. But any protection against the prying eyes of the curious and the tourists is a welcome asset. In this house for Dr. and Mrs. T. W. Cowan, roadside planting and a steep slope have been used to give considerable seclusion to the small terrace and big window at the front of the house.





R. Wenkem



RESORT HOUSE: HAWAII


A fairly unusual plan disposition provides all facilities for the owners at the lower level in an open arrangement, with extra bedrooms, each with dressing room and lavatory, and a split-bath on the upper floor





R. Wenkom

Open as it is, the lower level of the house does provide some corners for retreat in the alcoves and closeable bedroom (gray areas on plan). All dressing facilities for the bedroom adjoin the compartmented bath. The terrace may be closed off with sliding glass or screen panels. Deed restricted placement of house on lot so views of neighbors' houses aren't blocked




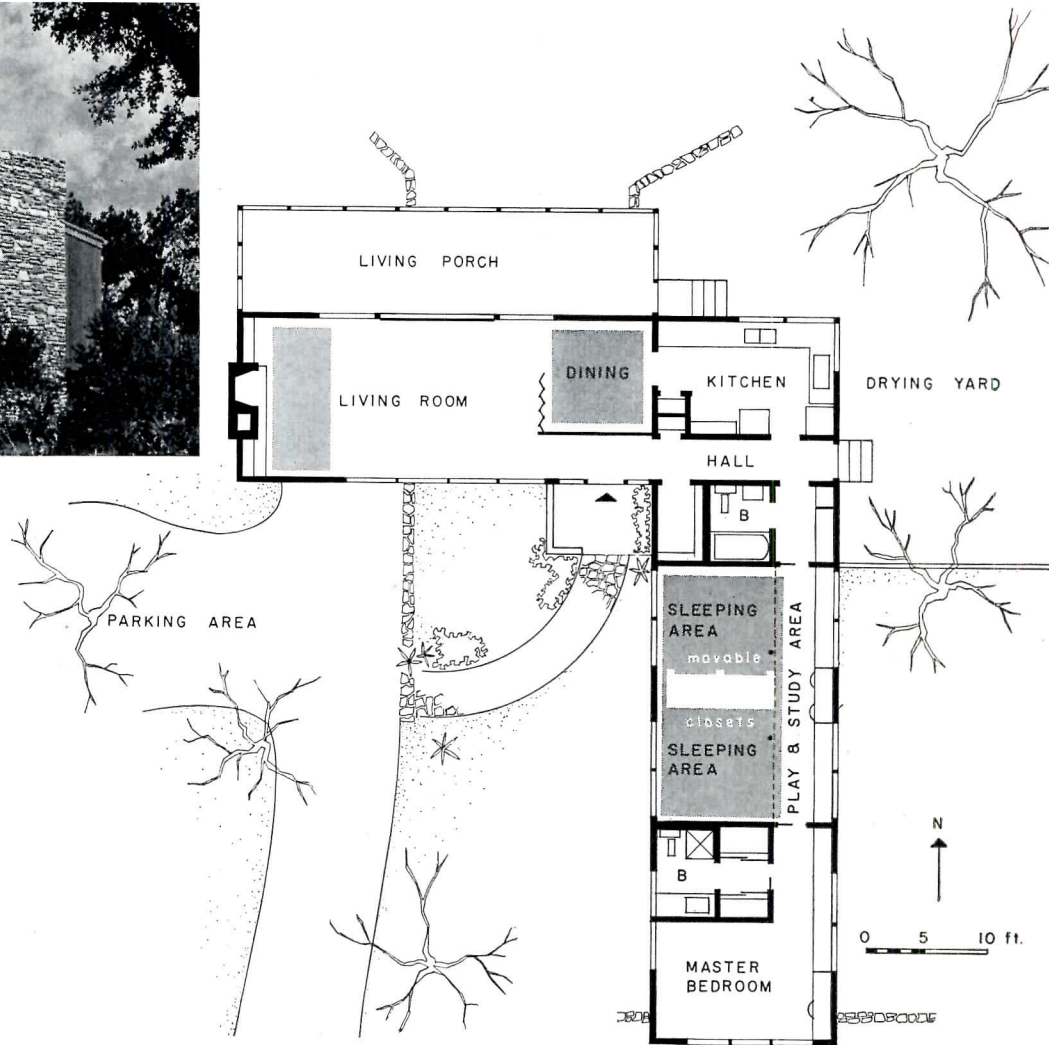
3. In the Country: interior flexibility gains importance

Austin, Texas R. Gommel Roessner, Architect


A CLIENT with a near-rural or rural site will sometimes demand a house flexible enough to entertain, feed and sleep a small army of guests or relatives from time to time, and yet be snug and efficient when just the family is present. A paragon somewhat along these lines has been achieved in this house for Mr. and Mrs. Millard Rudd on the outskirts of Austin. Both the living areas and children's room adapt to various arrangements.



In Texas, where insects are as gregarious as the people, screen porches are vital most of the year for outdoor living. This example seems unusually well integrated with the house, plan- and design-wise. Kitchen is placed to aid supervision of children anywhere in house or back yard




The children's room (right) is designed as an extremely flexible unit. A portable closet partition and reed curtains make it easily convertible from a single large room into three separate areas. Convenient rear door and bath help prevent children's tracking mud through house



The extra space added to living room by porch and dining area gives ample room for large groups. Fireplace end retains closed-in feeling. Wall between dining area and entry is lowered for ventilation

Mears



ARCHITECTURAL INTERIORS

Design | *Details* | *Materials* | *Equipment*

RESTAURANT WEARS ITS NEW LOOK GRACEFULLY

REMODELED RESTAURANT MAYAN, NEW YORK

*Carson and Lundin, Architects,
with the assistance of the
Planning Department, Union News Company*

James King and Son, General Contractor



Esra Stoller

WHEN THE MANAGEMENT decided last summer to remodel the Restaurant Mayan, located in the International Building, Rockefeller Center, that establishment had been in operation for nearly twenty years, as had the building.

First change was a new marquee and entrance of bronze, mahogany and glass to brighten the single street façade. Immediately inside is a new entry and waiting area which serves both bar and restaurant. Located here are check room, public phone booth, and the headwaiter's station and phone. Privacy for the restaurant proper is provided by a half-partition of mahogany and translucent glass which supports a hanging plant box on the entrance side and backs up a banquette on the dining room side.

The vestibule and entrance doors are tempered glass; the new suspended ceiling is gypsum acoustical tile; the flooring of the entry and bar is large squares of terracotta colored vinyl tile outlined in narrow black strips.

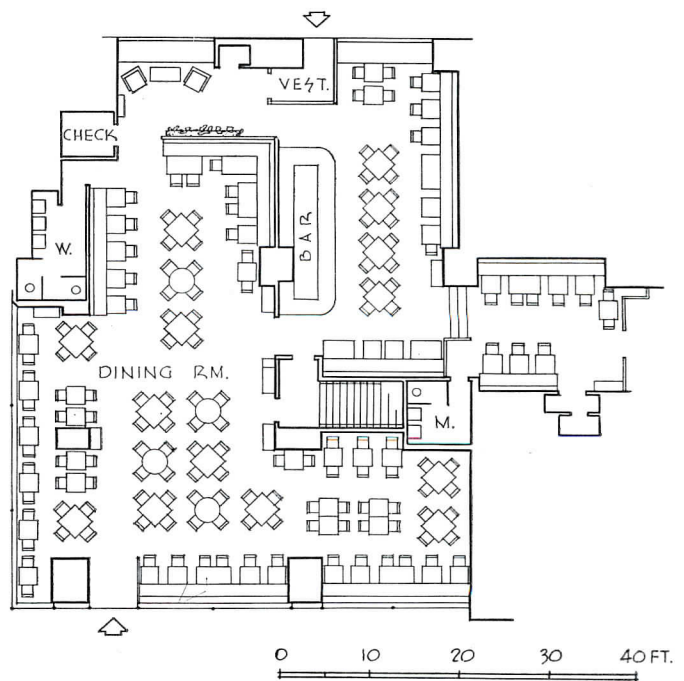




Bar before remodeling



The attractive bar features two plaster reproductions of ancient Mayan heads, mounted on a panel of natural mahogany. The heads, found only four years ago at Palenque in Mexico, are apparently fragments broken from sculptured panels in a burial tomb beneath a pyramid. Hieroglyphics place them at 633 A.D. Remainder of the back bar is olive green vinyl plastic with bronze and glass liquor cabinets. The bar itself is mahogany with a dado of turquoise plastic and a footrest of black asphalt tile



ARCHITECTURAL INTERIORS

Design | Details | Materials | Equipment

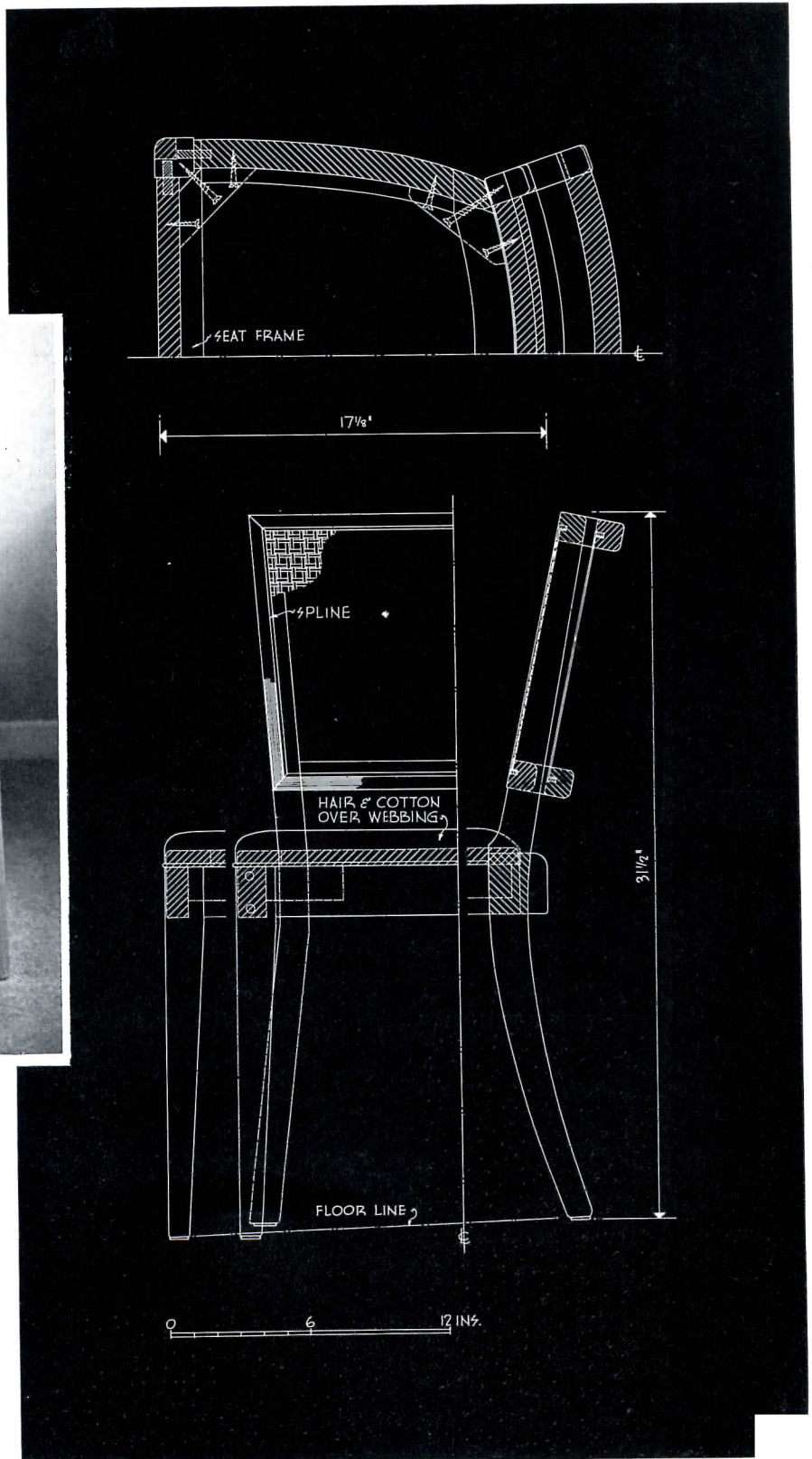
REMODELED RESTAURANT MAYAN

Greater intimacy and horizontal spaciousness result from lowering the ceiling, as can be seen in the before and after pictures. The alcove area, bottom, becomes a private room when the turquoise and yellow curtain, top, is closed. The true Mayan color scheme: earthy yellow and turquoise planes against mostly off-white walls and ceiling; terra cotta as noted; deep olive green carpeting

Ezra Stoller



The smart and comfortable typical chairs were designed by the architects, working in close collaboration with the design department of the maker, Brower Furniture Co. of Grand Rapids. The



frame is ebonized wood, the back is natural cane, and the seat is upholstered in a terra cotta colored plastic. All the banquettes are in matching upholstery

OFFICE BUILDINGS


STRUCTURE, ENCLOSURE, EQUIPMENT,

WHEN office building design is considered as a matter of satisfying tenants' needs profitably, one discovers that the prime questions are much the same for the small, horizontally planned suburban building as for the skyscraper downtown. The structural solution may be less or more complex; the air conditioning system may be peripheral or central or both; bay sizes, floor expanse in relation to subdivisions for tenancy — all these and many other structural, legal and economic considerations constitute the framework within which the designers work, a framework varying infinitely according to each building's situation.


The work of many technical experts is combined in today's office buildings, even the most pedestrian of them. When this coordinated effort is well directed we hit the design jackpot, so to speak, and the country has another landmark to boast of. Such a building the Republic National Bank of Dallas appears to be. It is the latest resolution of nearly all the problems met in office buildings.

About structural systems and "skins" and the like much has recently been said. Another group of engineering services, the complex mechanical systems we employ today, has been less thoroughly explored as to its effects on design, so much of this study is devoted to this intricate inter-relationship.

ARCHITECTURAL RECORD'S BUILDING TYPES



Ezra Stoller



ECONOMICS AND THE ARCHITECT'S TALENTS

REPUBLIC NATIONAL BANK OF DALLAS, TEXAS

To laymen, certainly to the people of Dallas, their new Republic Bank Building now under construction is exciting. There is excitement in it, too, for architects and engineers; not that aluminum-skinned buildings haven't been done before; but here the goal of total integration of the practical necessities into a sleek, architecturally impressive whole seems at last attainable. By now its slab-like tower of rentable space rising 35 stories; the 600 ft to the top of its eventual flèche; its rather conventional steel framing (utilized, however, in surprising ways); its four basements; its insulated aluminum skin and sealed, pivoted windows; its blue-green-tinted glass and its high pressure air conditioning, are not individually new. The understanding with which these means are related, each to all the rest, the architectural talent with which they are assembled, is the new element.


STUDY NUMBER

209

Photos opp., left to right: Proposed office building for a southern city, Carson & Lundin, Archts.; Anaconda Wire & Cable Co. offices, Orange, Calif., Welton Becket & Associates, Archts.-Engrs.; 11-story building in New York, under construction, Emery Roth & Sons, Archts.; 23-story Denver Club Bldg., Denver, Colo., under construction to provide both rental of office space and club quarters, Ervin & Berne, Archts.; below, Republic National Bank building as it appeared against Dallas skyline, May 1953



Ulric Meisel



Kirby Studio

Architects:


*Harrison & Abramovitz;
Gill & Harrell*

Structural Engineers:


Edwards & Hjorth

Mechanical, Electrical Engineers:

Jaros, Baum & Bolles

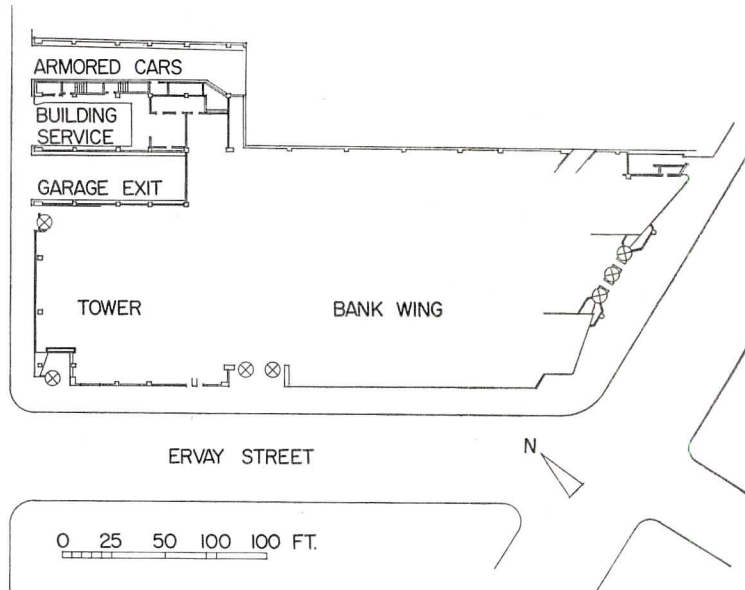


Above, model; tower is rentable space; banking quarters in 8-story lower block; spire is designed to make the building tallest (600 ft) in Dallas. Below, status on Feb. 8, 1954; completion scheduled for fall



Ulric Meisel

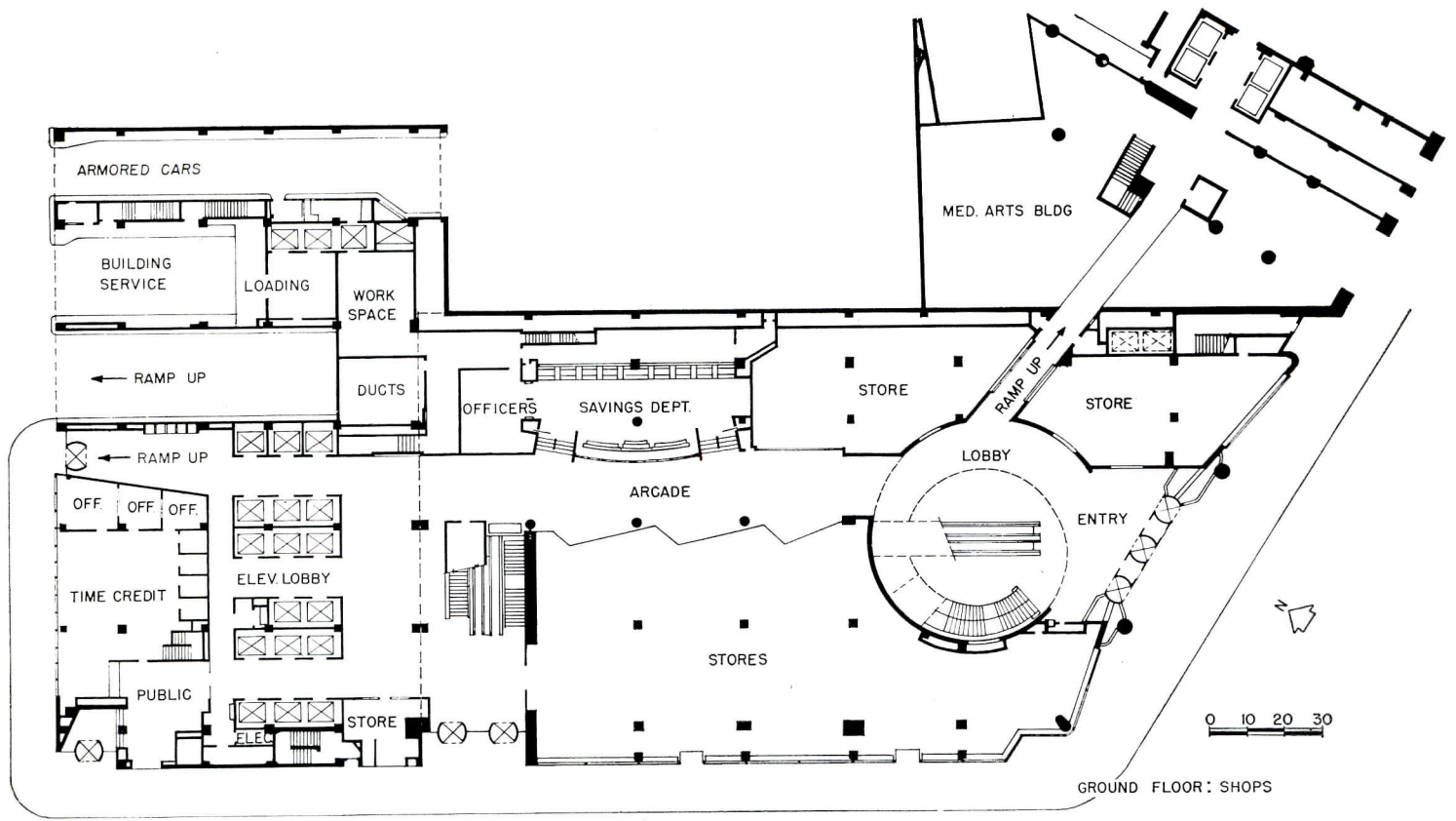
REPUBLIC NATIONAL BANK



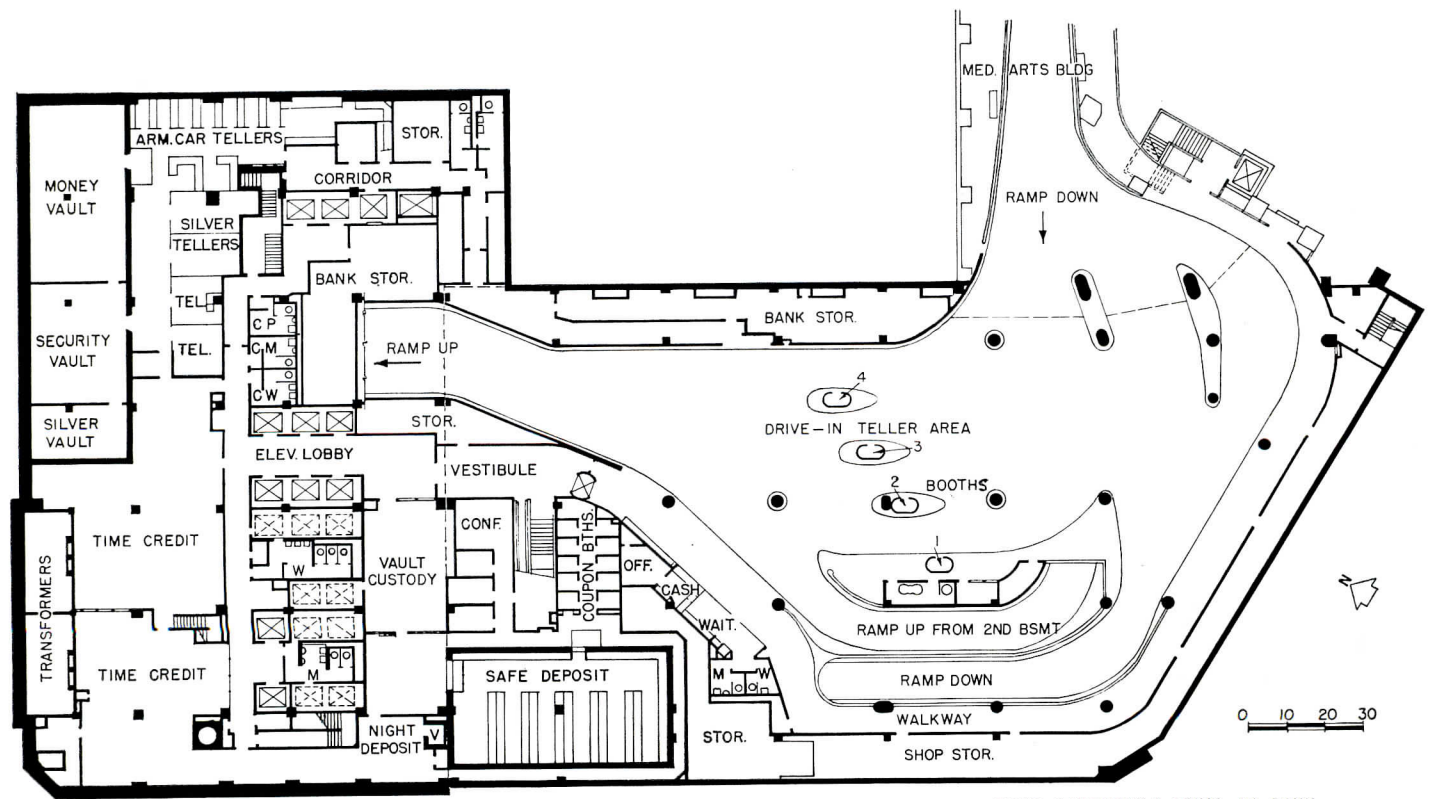
The relatively narrow office tower floors have the advantages of natural light and easy access to the elevator banks characteristic of this type of plan; the structural bays are of course of a size which permits the most efficient office layout for normal purposes. The low banking wing is wider; and as it will have to be artificially lighted anyway, two of its sides will be windowless. The third exposed façade is to be in effect one huge window, marble mullioned which will flood with daylight the great main banking room — a contemporary expression of the traditional American concept of the banking hall as a motif to be architecturally recognized on the exterior as well as within the building.

There are also breaks with tradition: ground floor space in this location is commercially valuable, so the ground floor is to be mostly shops, many of them fronting on an interior arcade, and the two-story banking room will be at second-floor level (though Howe & Lescaze's Philadelphia Savings Fund building followed this scheme, it has not been widely used). Again, the first basement is to be mostly drive-in banking facilities — nearly unheard-of for a downtown bank — with entrance through the adjacent Medical Arts Building and an exit ramp adjoining one of the Republic Building entrances. The customer parking area will accommodate a turnover of 1250 automobiles daily. Vaults and mechanical equipment occupy the rest of the basement space. All the banking areas, above and below the first floor, as well as the office tower, will be connected by several escalators and elevators.

The main banking room is to be free of interior columns. To accomplish this, the floors above the main room are suspended from huge trusses in the bank wing's top story. In the Philadelphia Savings Fund building this same end was differently achieved; but in the Republic Building as in the earlier structure, the trusses render most of the story they occupy useless for offices. However, this floor contains mechanical equipment — the fans, etc., necessary for the building's air conditioning system.

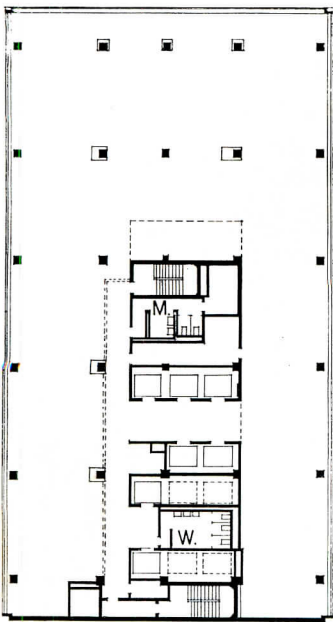


GROUND FLOOR : SHOPS

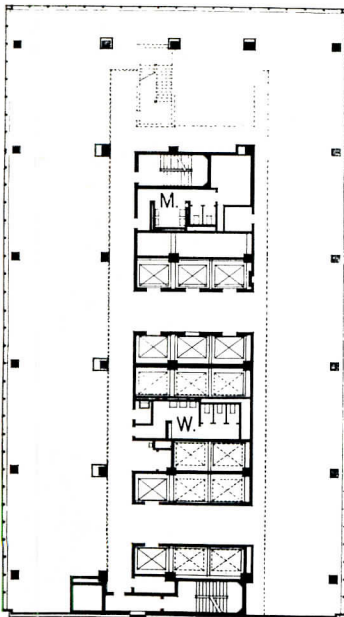


FIRST BASEMENT : DRIVE-IN BANK

REPUBLIC NATIONAL BANK



FLOOR PLAN (18 TO 24)

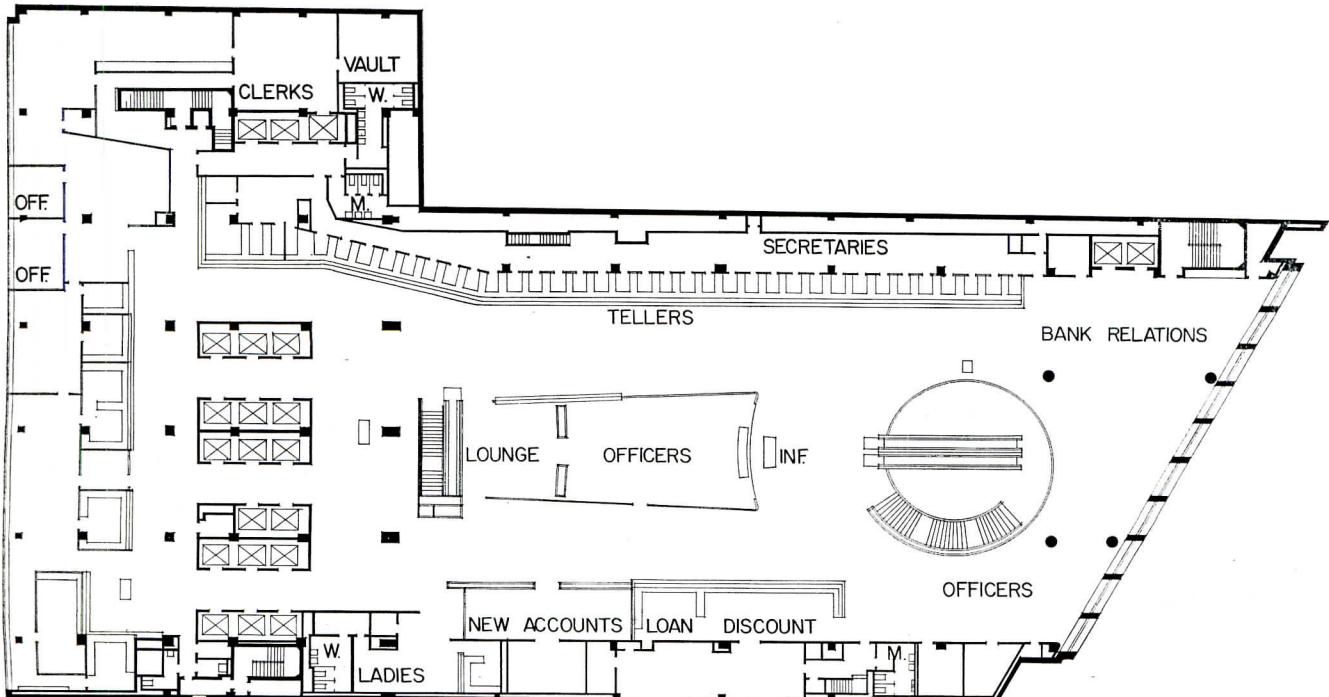


FLOOR PLAN (9 TO 12)




Three photos at left: Kirby Studio

Above, left to right, steps in erecting the aluminum curtain wall: 1, pouring lightweight reinforced concrete mullion; 2, erecting mullion with fork-lift truck; 3, row of mullions which supports only the curtain; 4, hoisting a wall section (fire tower wall unit shown); 5, window units on floor ready to be swung out and attached. Below, second floor plan shows main banking room, well and escalators to ground-floor arcade. Left, tower floors



SECOND FLOOR PLAN

0 50 FT



Two photos at right: Ullric Meisel

At this point the interdependence of the several engineering and architectural concepts embodied in the Republic Bank building begins to become apparent. Air conditioning was required. Windows were desired for light and viewing, though they might not, with air conditioning, be needed for ventilation. Construction economy dictated the very light enclosing skin. Operating economy demanded an enclosure which would have high thermal insulating value and virtually eliminate air infiltration; air conditioning, without these, can be prohibitively expensive. Glare from sky and sun was to be combatted. No space could be wasted to accommodate large air ducts. That bugaboo, water, must be kept out. Window cleaning must be simplified, acoustical correction had to be installed, and lighting which would not place too heavy a heat load on the air conditioning system was necessary.

These were the design postulates with which the architects and engineers worked. The steel frame is relatively simple; the decision to use lightweight, expanded shale aggregate for the concrete floors was fairly easy to make. When a high-velocity, small duct, peripheral air conditioning system and a curtain wall were selected, it was decided to cantilever the floors on all sides so the ducts could run economically between the perimeter beams and the façade, in order to obtain maximum rentable area per floor. Details of this construction appear on the next page.



Progress shot, November 1, 1953

Kirby Shedio

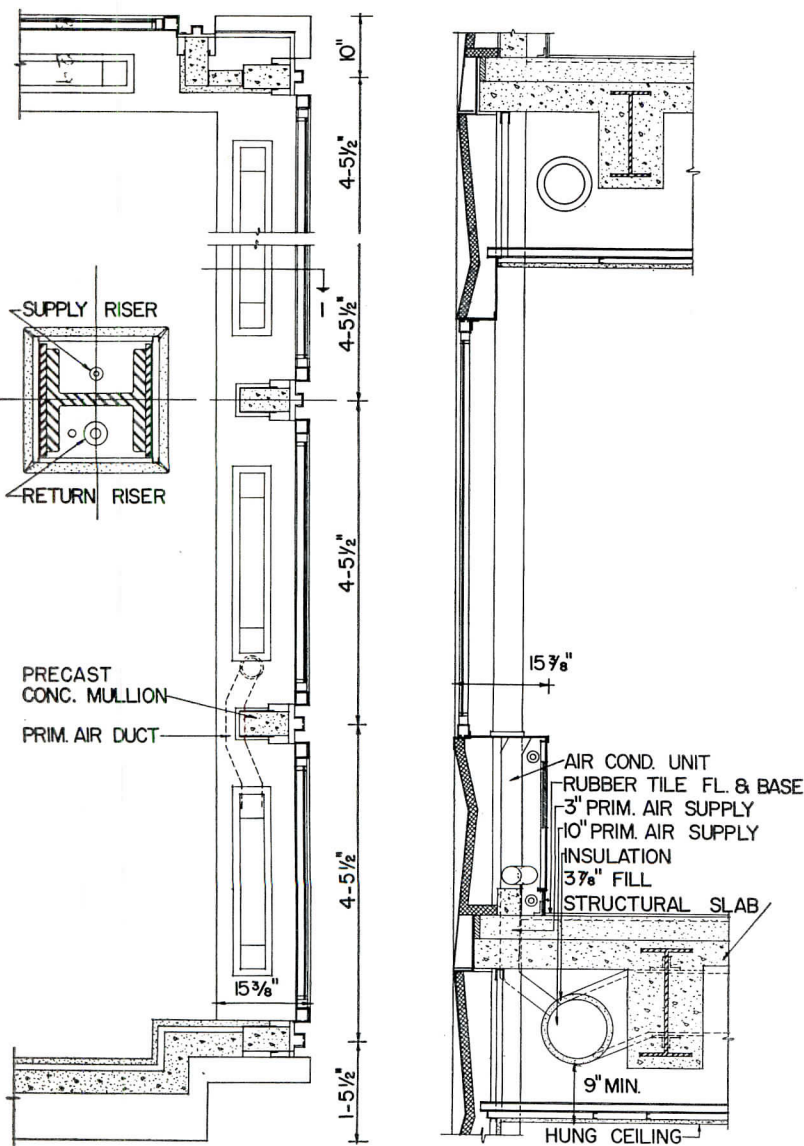
REPUBLIC NATIONAL BANK

The insulated wall panels, of 1/8-in. aluminum, were formed on power brakes in a prismatic design which stiffens the sheets and forms a diaper pattern on the finished wall. As the details below show, edges of the panels overlap and interlock in such a fashion as to eliminate flashing except at the points where four panels meet; here small areas of aluminum flashing are used. It is expected that this panel design will obviate leakage, which is known to have caused trouble in some earlier attempts at curtain-wall construction. As in other instances of its use, the curtain wall noticeably reduces the total tonnage of structural steel required and makes available more rentable floor space than masonry spandrels.



Windows are aluminum, pivoted at top and bottom and double-weatherstripped with plastic strips. The assembly has successfully passed a test equivalent to a hundred-mile wind combined with heavy rain. For washing, the windows are pivoted inside-out, locked, washed, pivoted and locked again, and the inside washed.



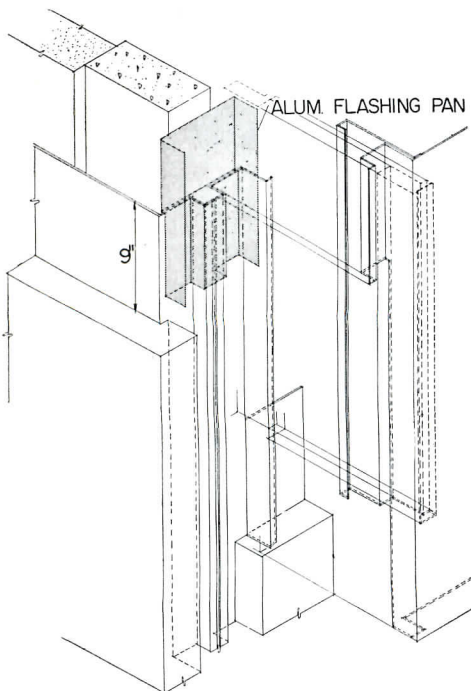
Ulric Meisel Photos




Left, details of wall construction. Panels are 1/8-in. aluminum backed with 1 1/2-in. of glass fiber and aluminum foil (see also photo above). Note space for high-velocity air ducts between conditioner units; also that overlapping wall panels are virtually self-flashing



Above, further steps in erecting curtain walls: 1, positioning and bolting panel through holes cast in mullions; 2, vertical joints; 3, windowless portions ready for insulating, lightweight concrete backing; 4, wall panels up, conditioners in, acoustic ceiling and recessed fluorescent fixtures installed. Below: only at four corners of panels was flashing needed



TYPICAL CORNER DETAIL OF TOWER



Progress shot, January 5, 1954


Kirby Studio

Ulric Meisel Photos

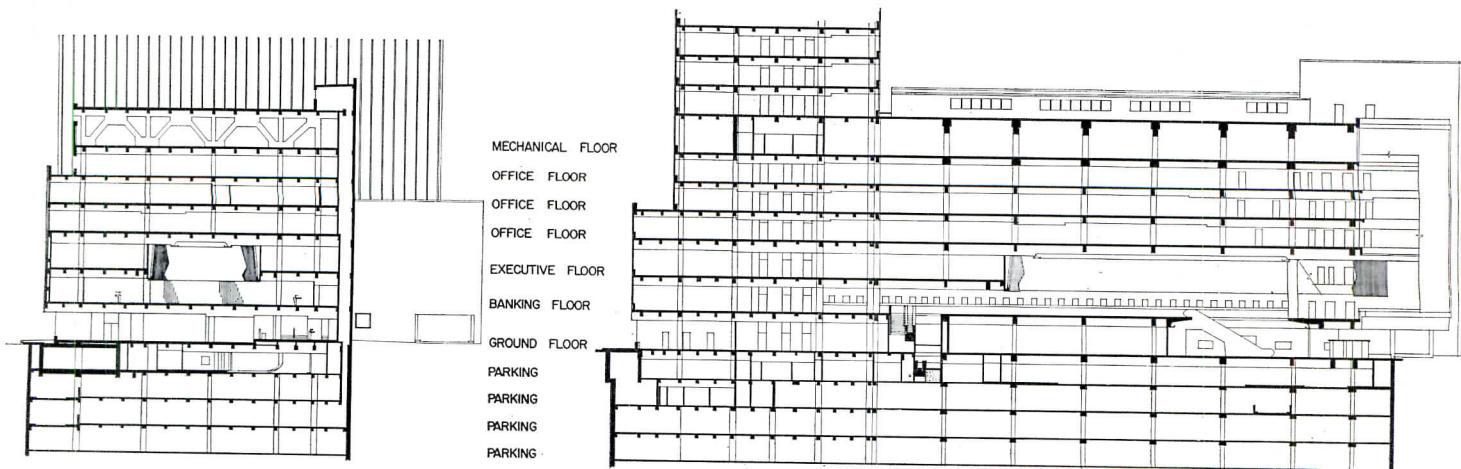



REPUBLIC NATIONAL BANK

Banking wing, status Feb. 10. Above, left, arcade with well and escalator framing leading to main banking room (right) where interior will eventually be finished in warm woods. Photos at right, model and construction view showing entire window wall with marble mullions. Below, trusses span the banking wing; from these the upper banking floors are hung, freeing the main room of columns. Bottom of page, sections through banking wing



Kirby Studios



THE IMPACT OF MECHANICAL EQUIPMENT ON DESIGN

WHEN WE DISCUSS THE DESIGN of office buildings, particularly multi-story structures, we are all too prone to consider them mainly as *structures* — that is, as usable areas supported and enclosed in an economical manner. These are of course essential considerations, all of them familiar parts of the architectural problem. Nothing in the succeeding discussion is intended to lessen their importance, if indeed it could. However, since these aspects of the architectural whole are in so many ways familiar, attention is directed here to the increasing importance of mechanical equipment and its effects on architectural design.

Much of what follows has been developed from addresses made by Alfred L. Jaros, Jr., of Jaros, Baum and Bolles, Consulting Engineers, of New York City. Mr. Jaros, whose firm has consulted in the design of numerous office buildings, spoke on the newer types of heating, ventilating and air conditioning before the Pennsylvania Society of Architects in 1950, on "The Impact of Mechanical Equipment on Modern Architectural Design" before the Texas Society of Architects in 1951, and in 1953 lectured before the Real Estate Board of New York on "Heating, Ventilating and Air Conditioning."

Mechanical equipment may be classified under the following headings:

- a — Heating
- b — Ventilation and air conditioning
- c — Plumbing and drainage
- d — Fire protection
- e — Lighting
- f — Electric power and low-voltage wiring, etc.
- g — Elevators, escalators, etc.
- h — Cold-storage and other refrigeration
- i — In some buildings, high-pressure steam service, electric substations, pumping plants
- j — And in unusual cases, electric generating plants, external water supply or sewage disposal plants, and the like.

Not all of these apply to office buildings, nor will the problems be alike in all office buildings. Yet, depending on the type of building, in 1951 it was estimated that all mechanical service equipment accounted for from 20 to 40 per cent of typical construction cost; in 1953, air conditioning, heating and ventilation alone were estimated to account for 20 per cent of the construction cost of an average New York office building.

This is neither an easy assumption nor a promotion of a theory, but rather a statement of the actual situation based on day-to-day engineering experience. Why is it so? Probably, in the case of buildings designed for rental, because competition demands the greater amenity provided; and in owner-occupied buildings, because employee relations likewise demand it. While such statements are an over-simplification, it is true that mechanical equipment goes far toward making the modern office building livable, comfortable, rentable — and thus profitably useful.

Space Requirements. Certain generalizations can be made: Any building with much of a mechanical plant needs a cellar or basement space. Boiler or steam-meter rooms, pump rooms, refrigerating ma-

chine and fan rooms, switchboards, house sewers, water supply and heating mains, ducts and many other items need to be so located and arranged as to connect properly with what is outside the building, with each other, and with the interior spaces served. Such equipment needs considerable space, too; if most of an actual basement must be devoted to public or rentable uses, it must be deep enough to allow ample space (overhead) for pipes and ducts; if necessary, sub-basement space must be excavated for machine rooms.

Under some conditions a large part of this "basement" may be at other levels. This is no new idea; long before the U. N. Secretariat or the Alcoa or Lever buildings, the New York City Municipal Building — planned in 1910 — had its principal "pipe cellar" several stories above the street. A number of tall buildings have gas-fired boiler plants on the roof; fan rooms, distributing ducts, etc., are frequently in penthouses or in top floors of increased height. In very tall buildings, intermediate mechanical floors may be needed.

All these particulars — and many of those following — vary from building to building as requirements and local conditions change. This calls for the exercise of imagination and initiative and the application of experience, and for real cooperation between the architect and engineer from the outset of the design process and continuing throughout the job.

Effect on Structure. Mechanical equipment affects the structure in many ways: Machinery imposes both weight and vibration loads on the structural frame. An intelligent resolution of such problems can effect sizable construction economies without sacrificing building arrangement or mechanical efficiency. Chimneys, vertical ducts and many pipe lines require framed shafts, anchorages and support. Structural details developed with an understanding of this kind of requirement will often provide convenient, sensible space for risers and equipment which might otherwise project unduly into usable areas.


New Systems, Familiar Problems. As examples of the close interrelation between functioning, cost and appearance of mechanical equipment, particularly when new techniques bring old problems more sharply into focus, three instances out of many may be cited. The increasing use of radiant heating, and further expansion of the principle as radiant cooling is developed, require close coordination between the mechanical designer, the illumination expert, the designer of ceiling details and supports, and often of the acoustical engineer. A notable instance is the radiant heating-cooling ceiling installed in the Alcoa Building.

Air conditioning's high cost of both installation and operation has put new emphasis on the importance of reducing heat gain in summer. The offenders are sunshine, heat conduction and air infiltration; methods of controlling them are discussed later.


Visible details which are essential to the proper functioning of mechanical equipment demand special attention. The engineer must so locate grilles, radiator enclosures and the like that they will be thoroughly coordinated with the architectural design and at the same time perform efficiently.

HEATING SYSTEMS

Buildings are heated for two purposes: for human comfort and to preserve the building and its contents. There is no need to discuss in detail the architectural effects of heating methods already well known. New mechanical systems that have begun to, or may soon, exert strong influences on the architecture of office buildings are radiant heating and cooling, and the several types of air conditioning.



The new building designed for No. 2 Broadway N.Y.C. by William Lescaze, Architect, replaces the old New York Produce Exchange Building in the city's financial center

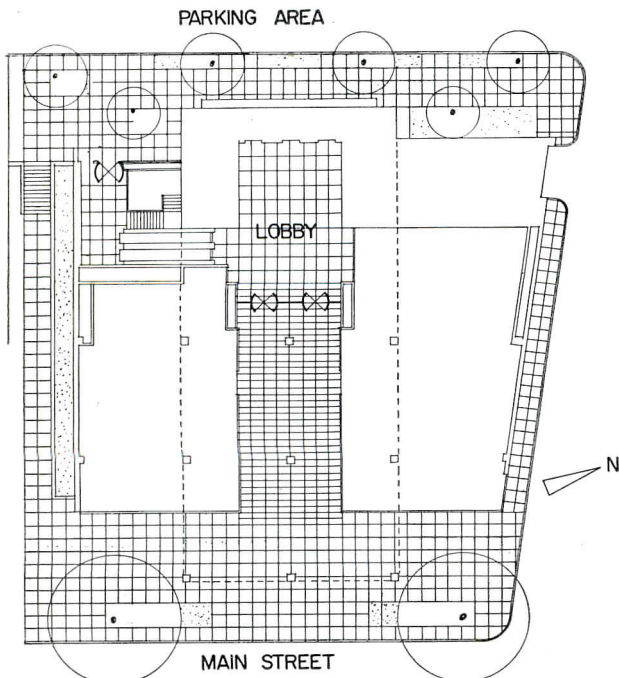


**OFFICE BUILDING FOR
A SOUTHERN CITY**

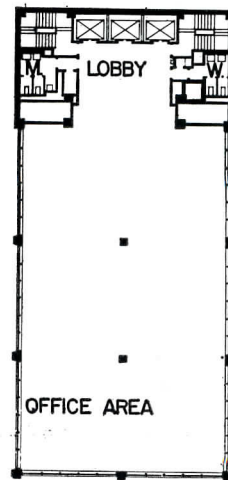
This small skyscraper was designed by Carson & Lundin, Architects, for a southern city of over 100,000 people; maximum rentable area the city could support was 75,000 sq ft. The building was to dominate its area; hence the fairly small (5000 sq ft) typical floor. Service shaft at west end blocks off undesirable exposure



Note exterior columns outside the building skin to simplify office layout, and fact that only two interior columns interrupt clear tower floor space; potential demand for small suites is satisfied by column layout. Building is air conditioned with ceiling ducts which penetrate webs of large girders



0 25 50 FT.




TYPICAL FLOOR PLAN


Some aspects of radiant heating need re-examination. When ceiling heating panels are used, for instance, true radiation (rather than convection) heating predominates, and comfort can be secured at air temperatures relatively low compared to those needed with other types of heating. Heat distribution is also good, and such a system has been found to produce a higher relative humidity in winter (apart from artificial humidification), which promotes health and helps to preserve a room's normal contents. The lower air temperature can also mean substantial fuel savings. Wall panels produce more convection and less radiation; this is accentuated in the case of floor panels. Comfortable air temperatures are somewhat higher when wall panels are used, still higher with floor panels.

Nevertheless, floor panels may be the proper type, as for instance in one-story buildings without basements. Since floor temperature must be kept lower than ceiling panel temperature, a floor panel emits less heat per square foot; for economical use, floor installations work best when the required ratio of heat output to room area is low. Mild climates, small windows, well insulated construction and double glazing are indicated if a floor system is to do its job with full economy. While this economy may be a minor consideration in residential design, in office buildings it becomes important. Obvious exceptions are entrance vestibules or other areas where a heat source underneath an entering cold draft is desirable, and where other means of heating a limited area must be supplemented. Such floor coils have been advantageously continued into a main lobby. They are also occasionally used outside the entrance to melt snow and dry pavement; this prevents tracking mud and wet into the building and so helps reduce maintenance cost; it also requires use of an antifreeze circulating medium in the outdoor piping.


Ceiling panels would seem to be indicated where even heat distribution and efficient operation are paramount considerations, and whenever climate and building design demand a relatively high heat output per square foot of area. They have other advantages: heat output is not affected by floor coverings or furniture; air temperatures are unusually uniform; the floor reflects heat and so becomes warmer than the adjacent air. In designing a ceiling installation, the panels must be laid out to clear recessed lighting fixtures, etc. Also, acoustic plaster and tiles are poor heat conductors, or good insulators, so they must be kept clear of heating panels. Use of metal radiant ceilings materially modifies many of these problems.



Proposed 18-story glass skyscraper for Chicago designed by The Architects' Collaborative and Arthur Myhrum, Associated


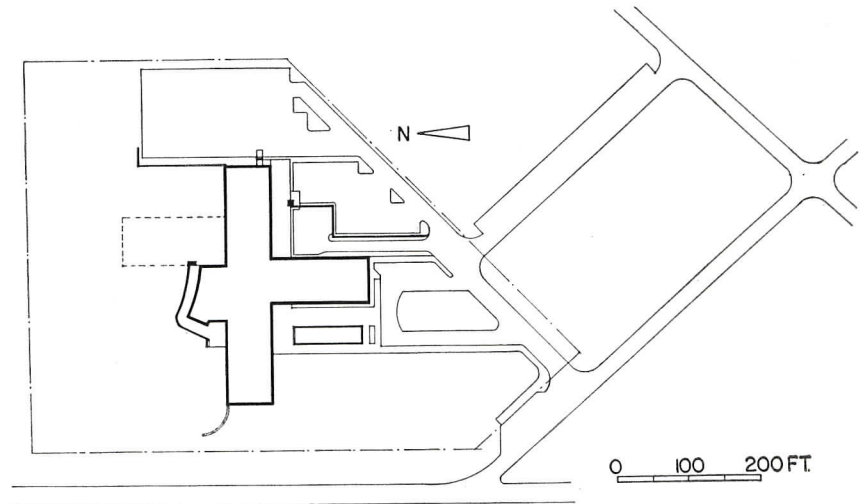


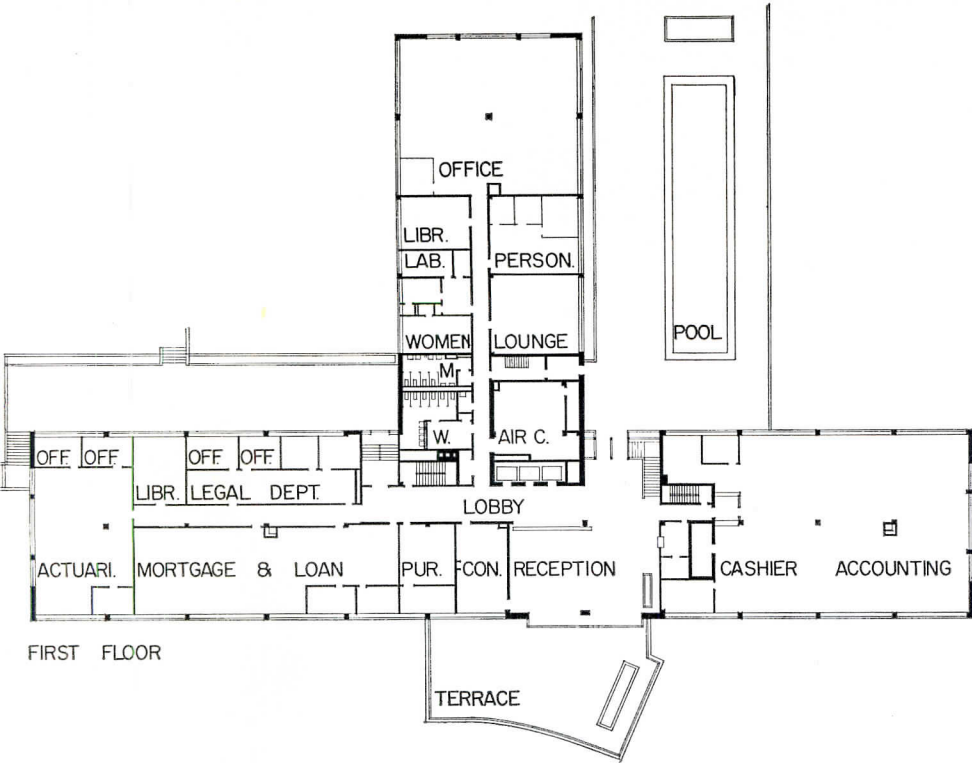
Cove Studio



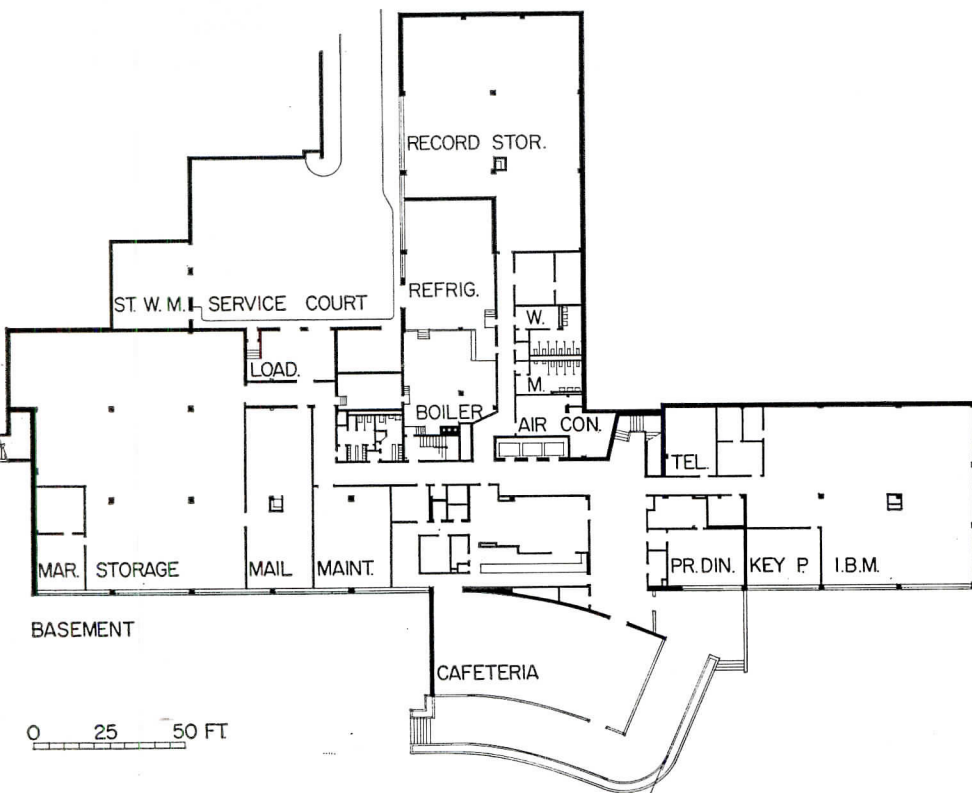
LIBERTY LIFE INSURANCE BUILDING, GREENVILLE, S. C.

Lockwood Greene Engineers, Inc. and Carson & Lundin, Architects, designed this southern office building now under construction. An example of the horizontal development which can prove economical when sufficient land is available, this building has a suburban, almost rural setting. It contains space for expansion; see next page






FIRST FLOOR



BASEMENT



LIBERTY LIFE INSURANCE BUILDING

Building is reached by automobile; parking area and easy access to it, and motor entrance, are important. In plans note bay layout with single line of columns down center of each wing; this simplifies office subdivision. Second floor, not shown, has open office space; third floor, executives' offices and expansion office space opening on roof terraces. Climate demanded air conditioning; equipment room on each floor is at point where wings join; sunshades are integral part of design. Above, model of entrance from parking area



Radiant cooling has been considered and tried in limited ways for a quarter of a century. Recently it has become a workable reality. Three different types of metal ceilings are actually in operation as radiant cooling installations: one originated by Charles Leopold, the well known Philadelphia consulting engineer, an earlier one developed by Gustave Frenger, a Swedish engineer (also available in this country) and one designed by Jaros, Baum and Bolles in conjunction with the owners and architects of the Alcoa Building. Though these differ in many details, all are alike in circulating mechanically cooled water through tubing to extract heat from rooms through exposed metal ceilings. Certain technical fundamentals must be comprehended:

1— To absorb a worthwhile amount of heat the ceiling surface must be appreciably cooler than either the room air or the other surfaces in the room. For example, a continuous ceiling about 15 degrees F cooler than room air will absorb about half the sensible cooling load in a typical room with average windows and occupancy.

2— The water in the tubing must be cooler than the exposed ceiling surface so the extracted heat will be rapidly conducted to the water. With a well designed aluminum ceiling the coldest water might be 3 to 4 degrees colder than average ceiling temperature; with plaster or concrete ceilings this differential must be several times as great since the ceiling material is a better insulator than conductor.

3— Remember that moisture condenses on surfaces at or below dew-point temperature; and that it is neither desirable nor economical to maintain interior dew points much lower than 58 to 60 degrees F in midsummer.

4— This is tantamount to saying that the coldest water in any part of the radiant cooling system should not be lower than 60 degrees, if condensation troubles are to be avoided.

5— Recessed lighting fixtures may be integrated into a metal ceiling design so that they are cooled to the point where much heat emitted by lights is carried off before it enters the conditioned room.

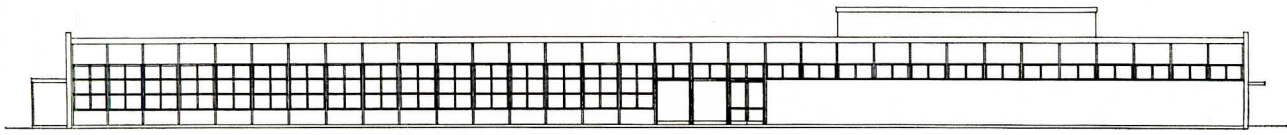
The foregoing explains why all three radiant cooling systems referred to use metal ceilings. Of the metals commercially available, aluminum seems to have the most advantages. It is the best heat conductor except silver; it is easily formed and worked; it is not subject to rusting, which would interfere with heat conduction at points of contact, or with light reflection; it will accept a variety of finishes. Sectional aluminum panels used for this purpose also are suitable for modular layouts consistent with window, lighting fixture and partition spacings, and when perforated — which can be done with only a negligible loss of heat absorbing surface — can serve well as acoustic ceilings. In this case, the acoustical blanket which is desirable above the metal ceiling is also an efficient thermal insulator against heat transfer from above, which increases both the Btu per sq ft performance of the cooling panels and the effectiveness of zoning controls. Such perforated ceilings may also, with appropriate duct layouts, serve as inlet or outlet grilles for ventilating air when this suits the design requirements.

To summarize, such a unit ceiling provides, in the one construction: a complete, adequate, easily zoned heating system; a summer cooling system capable of removing at least 50 per cent of the sensible load; an effective acoustic ceiling; integral grilles for air supply or exhaust; a surface adaptable to many types of lighting and decoration and to the tenant changes characteristic of office building operation.

Probably the most important effect of radiant cooling on architectural design lies in its capacity to cut the summer cooling load about

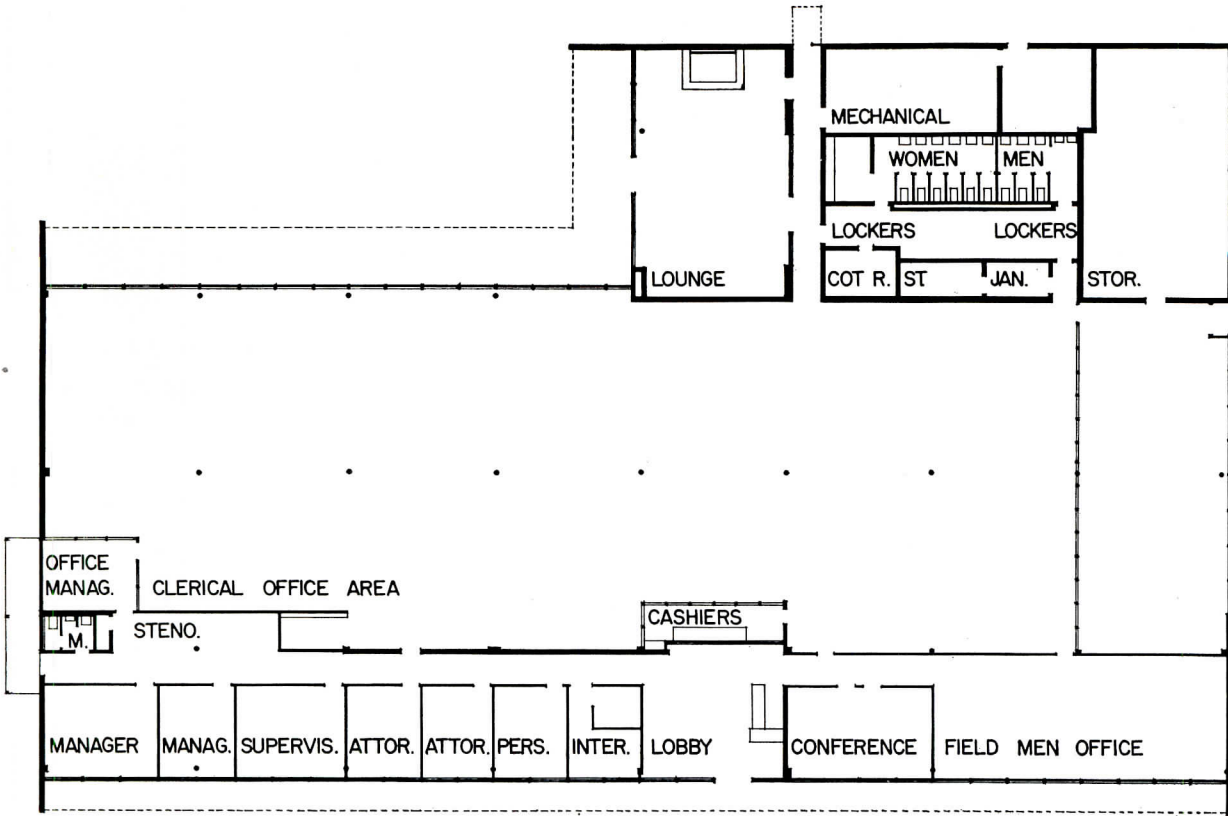


Twenty-two story air conditioned office building being erected at Park Avenue and 57th Street, N.Y.C. will have an aluminum skin. Architects: Emery Roth and Sons



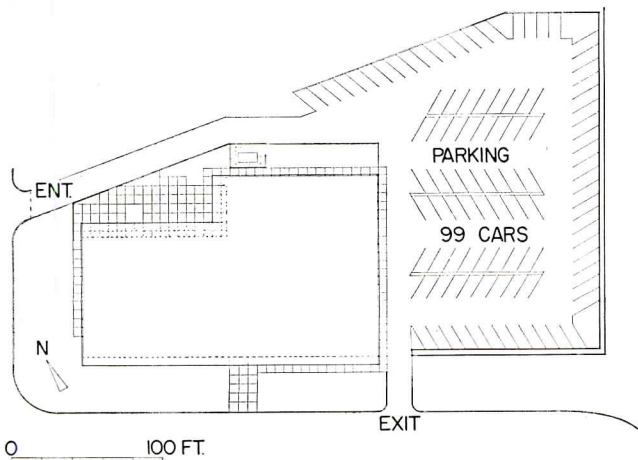
NORTH ELEVATION

0 10 20 30 FT.



PRUDENTIAL MORTGAGE & LOAN BUILDING, MENLO PARK, CALIF.:

*Welton Becket and Associates,
Architects and Engineers*



This small office building is designed as an economical structure for approximately 125 employees. The main clerical area has approximately 12,000 sq ft and is surrounded by executive offices on one side and employee facilities on two others. The lounge is provided for lunch periods; employees bring their own lunches or buy them at a small snack bar. Adjacent to the lounge is a patio lightly screened from the clerical area. Building has no basement or mezzanine and contains a total of 21,300 sq ft. Movable metal partitions separate executive offices; and on the interior, brick walls are exposed and painted. Acoustic tile ceilings are used in offices and lounge. Lighting is fluorescent throughout; there is an under floor duct system for telephone and electric outlets. The building is completely air conditioned with a central plant and double-duct distribution, with individual room thermostat controls

in half. This reduces the quantity of cooled air to be circulated for summer air conditioning, also by about half; in turn, the sizes of ducts and complexity of zoned layouts can be reduced; and thus much of the extra floor-to-floor height which air conditioning alone might require, and much of the valuable floor area otherwise required for fan rooms, window units, etc., can be eliminated or converted to paying square footage or cubage.

It should be understood, however, that radiant cooling cannot completely eliminate fans and ducts; it can only reduce their size, number and complexity. However efficient the cooling system, it is still necessary to introduce enough outside air for essential ventilation, to circulate enough total (outside plus recirculated) air for comfortable air motion and freshness, to utilize this air circulation to take care of about half the cooling load and all the moisture liberated in occupied spaces; and, quite important, to dehumidify the circulated air so the dew point will be low enough to avoid any risk of condensation, surface or concealed.

For special situations some interesting variations can be developed. For instance, for a building of moderate size, located where an ample natural supply of water — from a well, mountain stream or the like — at 60 degrees F or lower is available all summer, a chemical adsorption dehumidifier might be used in the air system; the natural water might be used for precooling and after-cooling the dehumidified air as well as for the radiant panels — and no refrigeration plant would be needed.



AIR CONDITIONING

The impact of air conditioning on building design has already been profound. What more it may do in the foreseeable future depends on



Proposed Socony-Vacuum Building at Lexington and 42nd Street, N.Y.C. Harrison & Abramovitz, Architects

Photographs below, left: Sinclair Oil Building, Chicago, Illinois; Holabird & Root & Burgee, Architects. Center: Ford Motor Co., new administration building on 120-acre site in Dearborn, Michigan



which of the many types of systems are employed as well as on the attitudes of owners, architects and occupants as to the relative importance of esthetic, utilitarian and economic considerations.

Some generalizations can be made. Compared to other, earlier kinds of mechanical services, comfort air conditioning is very costly to install and to operate, and demands a relatively great amount of valuable building space for apparatus, ducts and pipes. If it is to be used, then, it is wise to design buildings so as to secure satisfactory results from the minimum quantity of air conditioning and refrigeration. From this point of view the major design factors are:



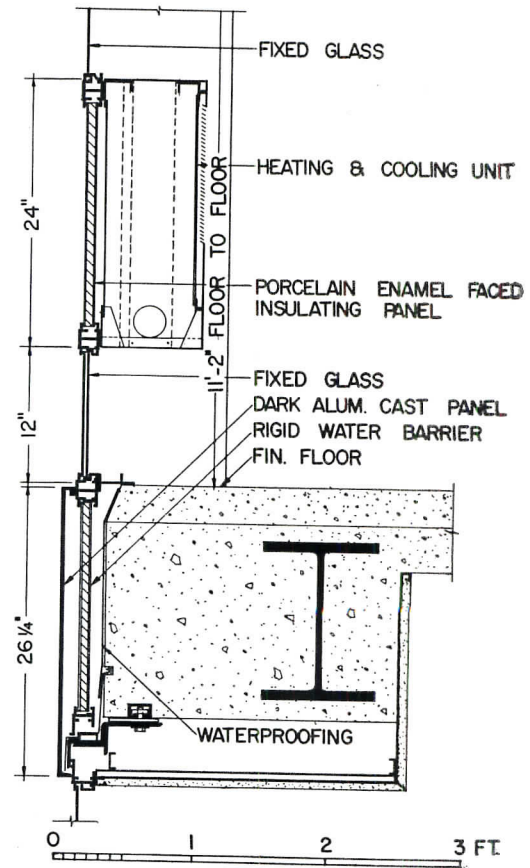
- 1 — Number of persons in the conditioned space, and their state of bodily activity;
- 2 — amount of electricity, gas, steam, etc., consumed for lighting,

scheduled for completion late in 1955; architects: Skidmore, Owings & Merrill. Right: New office building for National Education Association of U.S. to be erected on the site of the organization's present headquarters in Washington, D.C. Though it is not apparent from the rendering, the building is designed in a series of wings which can be erected in successive stages. Architects: Jos. H. Saunders; Reisner & Urbahn

Text continued on page 206



MILE HIGH CENTER,



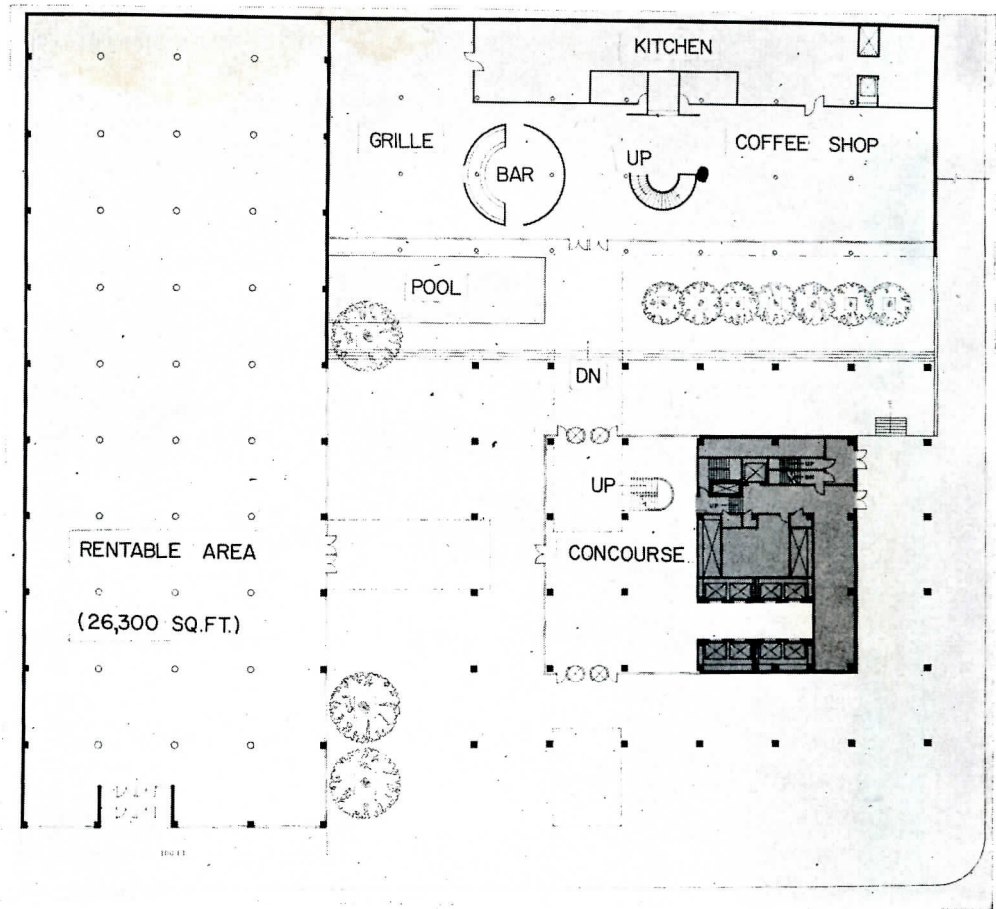
Architects:
Webb & Knapp, Inc.,
Architectural Division,
I. M. Pei, Director;
Kahn & Jacobs,
G. Meredith Musick,
Associated Architects
Structural Engineers:
Severud-Elstad-Krueger
Mechanical Engineers:
Jaros, Baum & Bolles

DENVER, COLORADO

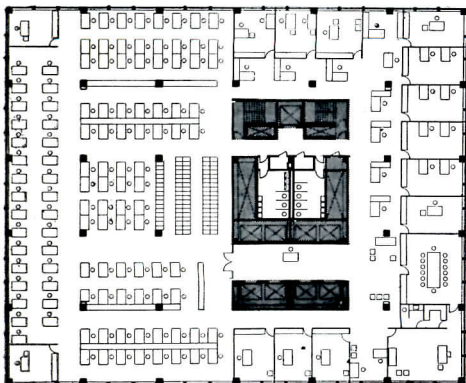
The 23-story, steel-framed office building, with porcelain enamel, aluminum and glass façades on all sides, is 127 by 152 ft in plan. It is completely air conditioned with a combination of a peripheral system and central unit, necessary to take care of the unusually deep space. The entire development includes a downtown airline terminal (over the coffee shop in plan, right) and a remodeled bank whose rentable ground floor is enhanced in value by the open plaza and concourse under the office tower.

The interesting wall has off-white porcelain bands emphasizing the peripheral air conditioning units, glass above and below the porcelain enamel, and dark aluminum sheathing the floor slabs. Water risers and high-velocity air supplies are carried in the exterior columns and projecting vertical mullions, which are also covered with off-white porcelain enamel. The fixed glass is to be washed from platforms suspended from the roof.

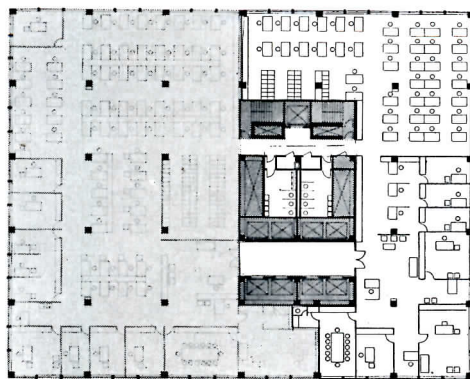
Considering Webb & Knapp's experience at evaluating real estate, it is probable that there is sufficient demand in Denver for large office suites to justify the deep office floors. Plans below show suggestions for various types of occupancies; note that it would be difficult to subdivide the space for small offices without unduly long corridors



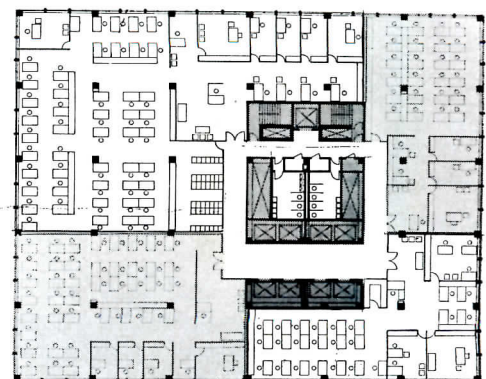
GROUND FLOOR



SINGLE OCCUPANCY



DOUBLE OCCUPANCY



MULTIPLE OCCUPANCY

power, industrial heat, etc., within the conditioned space, since these are all potential sources of heat to be removed;

3 — rate of air change, or amount of outdoor air which must be cooled and dehumidified, brought in and either exhausted or permitted to escape in order to maintain comfortable freshness, sustain breathing, dilute and remove bodily and other odors, remove humidity and fumes due to the activities housed, etc.;

4 — quantity of heat conducted through building walls, roofs, floors from outdoors or uncooled areas (boiler rooms, kitchens, etc.);

5 — amount of solar radiation entering through windows, skylights, walls, roofs.

When considering these five factors, whose relative importance may vary according to other architectural and engineering design decisions as well as local conditions, the following generally apply:

1 — Population is usually fixed for any given instance.

2 — Heat introduced by other mechanical services can be reduced by such means as using efficient lights and fixtures, using radiant-cooling ceilings and cooled fixtures, and excluding from the conditioned area such power and industrial heat sources as can be located elsewhere.

3 — A minimum rate of outdoor air change can be accepted; beyond this, use of recirculated return air and removal from conditioned spaces of heavy exhaust requirements (kitchen or chemical hoods, for example) will reduce the refrigeration load.

4 — Adequate thermal insulation is needed in roofs, in otherwise high-conductance walls, and in floors or partitions next to hot spaces.

5 — Obviously, small windows reduce solar heat gain. At the other extreme, the "all-window" building requires some special kind of protection if it is not to be extravagant in terms of comfort air conditioning.

Solar heat reduction has been recognized for centuries as an architectural problem. The balconies, lattices, louvers, shutters, awnings, overhangs and small windows characteristic of the traditional architectures of hot countries are testimony to this fact. After some years of disregarding this problem, sheer economics is forcing us again to consider it, and to invent modern counterparts of the devices the ancients used so well. In addition, modern technology has given us a few devices which the ancients did not possess.

Besides the obvious use of the smallest acceptable windows on southeast, south, southwest and west façades of buildings, additional solar heat reduction can be gained by using heat-retarding glass and we can, as well, reduce infiltration of moist air by thoroughly weather-sealing all windows. Fixed glass, permanently sealed, also can eliminate most infiltration; it also introduces new window cleaning problems which have been solved by motorized scaffolds suspended from the roof. Balconies, louvers horizontal, vertical or "eggcrate," and integral sunshades of all descriptions and materials are once more common; these have a great — if only a rediscovered — virtue in that they prevent solar heat from reaching the building proper, and so are more effective than interior devices.

Interior spaces and exterior shape of buildings have been affected as to both appearance and use by the demands of air conditioning equipment. Cooling towers, required to reduce waste and cost of fresh water, were once roof-top eyesores; today the tower is usually hidden in an additional floor or a more pleasing superstructure.

Installation economy, the requirements of zoning and other tech-

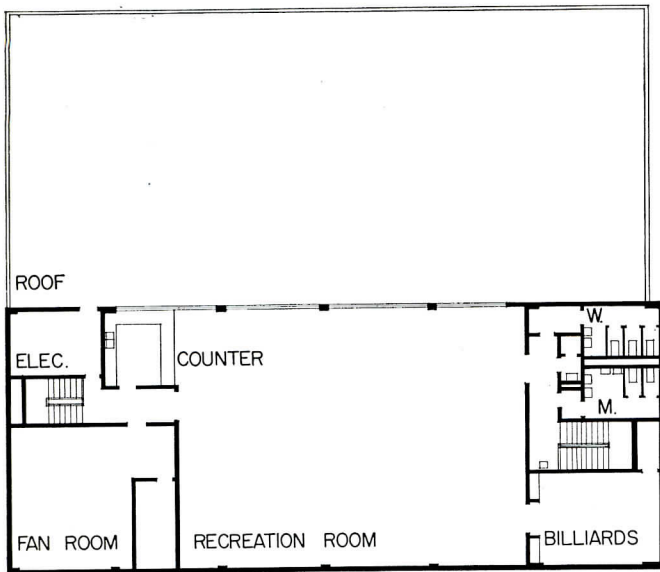


Suburban office building in Westchester County, N. Y. for the Standard-Vacuum Oil Company. Eggers and Higgins, Architects

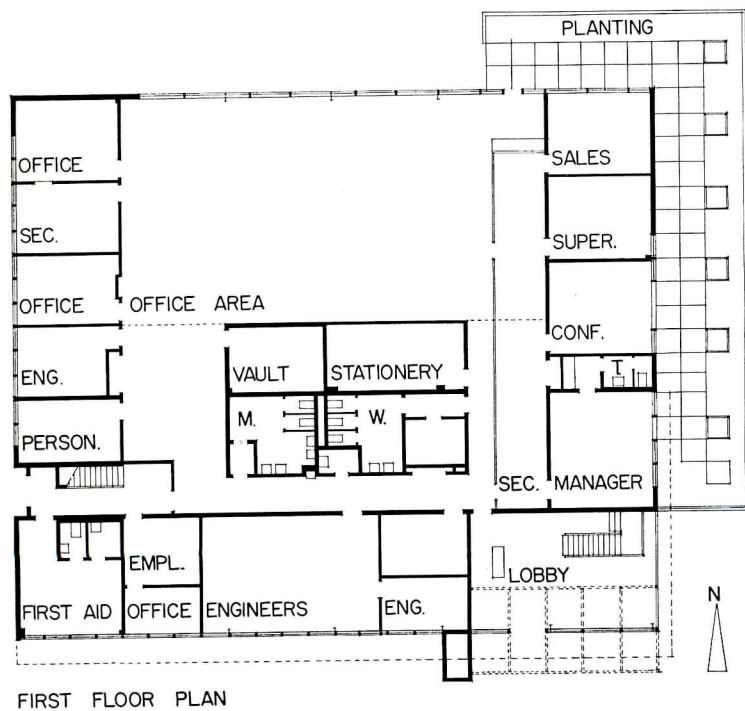
**OFFICE AND RECREATION BUILDING,
ANACONDA WIRE AND CABLE CO., ORANGE, CALIF.**

*Welton Becket & Associates,
Architects and Engineers*

Another of the small suburban office buildings, this example is adjacent to the company's existing plant and provides a number of amenities for its employees. The lobby has glass walls facing a sizable



SECOND FLOOR PLAN



FIRST FLOOR PLAN

entrance plaza and there is a garden court surrounded by a wall, built of pierced vertical concrete blocks, which helps to separate the offices from the surrounding residential area. The offices themselves will open to the planted area through large sliding glass doors. The entire building, which will be air conditioned, will have acoustical ceilings, fluorescent lighting and intercommunicating telephones. The second floor recreation room with its coffee bar and billiard room will accommodate 400 people

0 10 20 30 FT.

nical considerations are leading to increasing use of primary air systems which feed about 20 per cent of the total air into subdivided secondary systems or local units. For these, the roof is an ideal location for primary fans, filters, coils, etc. serving the upper portion of a tall building. The roof is also a logical location for exhaust fans, ventilating toilets, elevator machine rooms, etc. While the roof may not be a desirable place for massive and moving machinery such as a large refrigeration plant, it is an ideal location for the small ones, especially in lower buildings. Putting the refrigerating machine close to the cooling tower and primary fan room saves much of the cost of water piping and operating power. All these factors make it common to find two or three entire floors at the top of the building devoted entirely to machine rooms (and to elevator machinery and even gas-fired boiler plants). The structural and architectural problems involved are unusual.

Many air conditioning systems require secondary fan rooms on each floor, and large vertical shafts for ducts and piping. These must run from top to bottom of the building; if they change location, space must be allowed for transferring ducts and pipes horizontally. This substantially affects the design of the building core, which also contains toilets, stairs, elevator shafts, etc.

High velocity systems offer some relief for this kind of problem. High velocity, again, introduces noise problems, which necessitates careful attention to outlet design, acoustical treatment, baffles, etc. The numerous peripheral systems have proved efficient for long, narrow buildings or wings; in multi-story office buildings space requirements and cost practically prohibit the single central-fan-room system. Which type of system best fits the job to be done, and is more economical, is a matter for individual decision on each job. Large interior spaces almost demand horizontal duct systems.

In general, the choice of air conditioning system lies between the conventional, central-fan-room system, now seldom economical; subdivided conventional systems; peripheral systems which employ local units to condition peripheral areas on each floor; high pressure systems using small-diameter round pipes; and double-duct high pressure systems supplying air at two different temperatures to deliver the correct, automatically controlled mixture to each individual space. Each has its special set of demands to make regarding structure, layout, etc., if it is to perform well and economically.

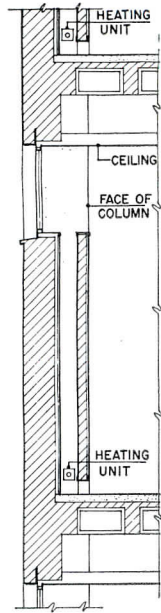
*Lathrop Douglass,
Architect*

*Severud-Elstad-Krueger,
Structural Engineers*

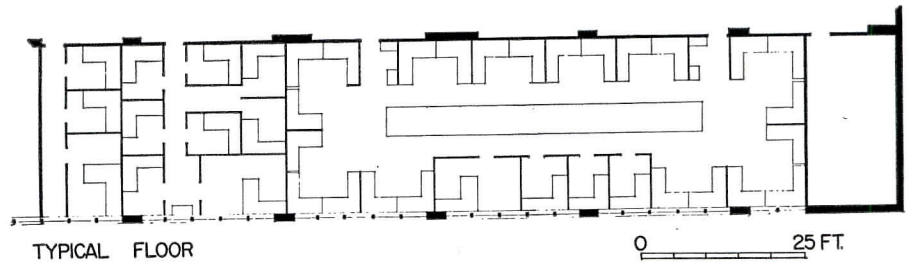
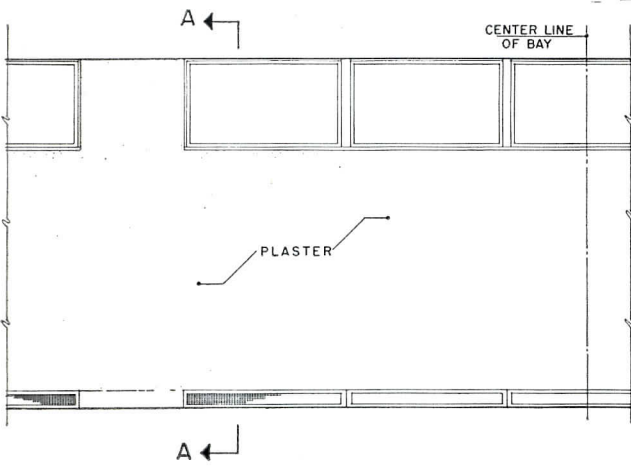
*Guy P. Panero,
Mechanical Engineer*

ESSO STANDARD OIL COMPANY, BAYWAY





The Bayway Office Building, part of a huge refinery, is designed completely around the modular furniture shown in the photograph above. Furniture in this instance includes partitions between private or semiprivate offices and between departments; in fact, the entire office layout can be revamped without changing the actual structure or building finish. This type of office equipment saved several thousand square feet of office space per floor. Only a portion of the plan is shown below. It is a long thin rectangle with a row of columns down the center and equal spans on either side. The structure is reinforced concrete. Windows on the side devoted to modular offices have sills 7 ft above floor level. The building is completely air conditioned and has fluorescent lighting. Section above left shows the unusual heating fixtures necessary to accommodate the modular offices




REFINERY OFFICE




Entrance lobby



Penthouse lounge



Executive office



By G. B. Gusrae
Engineering Consultant,
Vertical Transportation

ELEVATORS ARE GETTING SMARTER

Their electronic brains have developed to the point where elevators are now fully automatic

The first type of automatic elevator was introduced over 60 years ago. So the idea of "operatorless elevators," or Servolifts, as the author prefers to call them, is not new. The degree of automatic control, however, has increased greatly. In fact, the computer brain of the most highly developed system has almost human aspects. Mr. Gusrae has "humanized" elevators in his article to make understandable what could have been a very complicated discussion.

Drawings by Sol Ehrlich

THERE ARE THOSE who relish new names. Others prefer new ideas. The name, "operatorless elevators," is new. The same cannot be said of the idea. The automatic elevator actually was developed quite some time ago, and is not only "nothing new under the sun," but somewhat aged.

On the other hand, the control principles of the original simple idea have been exploited through the years and the newly developed improvements have now found practical application.

In this sense, the application of *full automatic control* to elevators is a recent achievement and may be considered new. At the very least, it did acquire a glitter of newness as it emerged from the maze of many trials and errors and failures and successes. In its recent state, it earned its new name — the operatorless elevator. This it did at the ripe age of 62 years.

And yet, there are a number of other forms of automatic elevators still in use of older and simpler design. What should be done with them? These older types led to the development of the new form. They have not been discarded as is often the case in many growth processes. Quite the contrary. The older designs are still being used today in the same state of functional freshness as originally developed. What is more, they will, most likely, continue to be used for many years to come.

It appears there is little choice but to include in the new family of operatorless elevators all available forms of automatic elevator control, beginning with the earliest type, the single automatic push button design, developed as early as 1892.

From then on, through the years, the humble operatorless, single automatic push button prototype multiplied, branched out and grew into the single button collective, double button collective, duplex collective, automatic supervisory control and finally into the new form of operatorless control.

For the sake of record, to complete the automatic vertical transportation family, one of its often forgotten branches should be included. This branch, constantly growing in importance from year to year, is the moving stairway. It does not, of course, belong to the family of operatorless elevators. It does

belong to the group of operatorless vertical transportation.

This discussion will be limited to the operatorless elevators and will include its entire family, and the application of its family members for the best results.

What's in a Name?

As we said, the name "operatorless elevators" is a new name for a somewhat aged, basic idea. As this idea was developed, and improvement crowded improvement, various names have been devised to describe the successive results.

Thus such names as "elevator without attendant," "automatic elevator," "self-service elevator," and more recently, "operatorless elevator" succeeded each other and found fleeting favor.

Apparently none of these have been sufficiently powerful as attention holders. Perhaps because they were not sufficiently economical in expression or maybe due to a vaguely felt degree of clumsiness.

Whatever the fault may be, the most recent appellation, "operatorless elevator" is not the happiest one. To some it is a tongue twister. In any event it is negative in concept.

It appears a new name is needed. A name carrying a positive connotation, a single descriptive word of special mintage where a new twist is given to old words. I believe I have found such a word.

I propose that the new name for an automatically operated elevator be "Servolift."

The prefix "servo" has been applied in recent years to many automatically controlled devices. Servo art has produced the servo-mechanism, sometimes called simply the servo. It is defined best as a feedback, power amplifying, control system.

An automatic elevator control system is just that. It is a closed loop, feedback control system where the signals originating throughout the building are fed back as information data to the control room resulting in a corrective response of the elevator system. As such, the entire system is a servo and I believe the appropriate name for such an elevator, in the modern language of automatic control, is Servolift.

In addition, the word Servolift is

economical in expression. It is descriptive and is positive. The term will be used throughout this article.

Original Servolift:

Single Automatic Push Button

The story of Servolifts began some 62 years ago with the design of the first automatic elevator, the single automatic push button type. This Servolift is still used today, and will continue to be used. Its continuance is assured because it is particularly adaptable to many freight elevator installations and is more economical for satisfactory use on two-stop installations. (The elevator stops for the passenger and takes him without any intermediate stops directly to his destination.)

The design of this particular Servolift is based on the concept of a brute, but obedient, slave. It has neither memory, nor conscience, nor discrimination. It responds slavishly to the commands of its transitory master and continues to do so, blind and deaf to any other instructions, until abandoned and momentarily freed to acquire a new master.

Slavish as this Servolift is, it does have its moments when the prospective masters compete with each other for its acquisition. There is a single button at each landing. The person who presses his hall button an instant ahead of the others acquires the car. The others are doomed to temporary frustration unless they have learned the wisdom of resigned patience.

Application: It is this feature, undesirable otherwise, which makes the single automatic push button Servolift suitable for freight service. It permits the completion of the usual loading, transporting and unloading task without interruption and without annoying interference.

Servolift with Memory:

Single Button Collective

The addition of a memory and a conscience changes the single automatic push button Servolift into a single

button collective also known under another name, the "non-selective collective." This Servolift is no longer a one-master slave. It responds to many and serves all.

It retains in its memory all calls as they are made. Its acquired conscience drives it to respond to each call successively and to carry out all commands. As it travels up and down the hoistway it remembers all and serves everybody.


It does lack the sense of direction discrimination between up and down calls. At times this causes no end of bewildered resentment among its riders. When they are carried in the wrong direction, only the unswerving faith in the principle that all phenomena have an end, gives them the strength to await the eventual arrival to their destination.

Application: This Servolift is currently used in some small office buildings where the vertical transportation service is limited to the up direction only. The tenants walk downwards.

Servolift with Discrimination:

Double Button Collective

The double button collective Servo-



ORIGINAL SYSTEM

“. . . it does have its moments when the prospective masters compete with each other for its acquisition.”

lift also known as the "selective collective" is a very useful servant indeed. In addition to the admirable attributes of memory and conscience, it has a *sense-of-direction* discrimination between the up and down calls.

It stores all calls in its memory. It conscientiously carries out all of the commands. It does this in the proper direction.

The double button collective Servolift first responds to all the up calls. It completes all up-direction work. It reverses at the highest call point. It then responds to and completes all the down calls. It rests a bit at the homing floor and then cheerfully proceeds with its up-down work cycle all over again.

Application: This, most popular, Servolift is an all purpose type, widely used in a great variety of buildings. It is capable of providing excellent service to population groups of 200 to 250 persons.

**Duplex Servolift System:
Duplex Double Button Collective**

The duplex Servolift is the simplest Servolift system endowed with a glimmer of intelligence.

The system is represented by two collective Servolifts brought up to be capable of cooperative response to commands from single, double-button, fixtures at each landing.

Each car carries out its work in a double button collective Servolift manner as already described. The glimmer of intelligence comes in when both Servolifts stand idle at a floor and a landing button is pressed; only one of the two cars will respond. The other will ignore the call. This is the important feature of a Duplex Servolift system. When only one car is needed for service, one and only one of the two will respond; it will perform the work and will return to the homing floor letting the other car rest.

Both Servolifts proceed about their business in an intelligent and cooperative manner. As they wander up and down the hoistway responding to calls and carrying out their work, one will not interfere with the other, nor will it crowd the other. When one car responds to a call the other ignores it.

Thus the two Servolifts form a har-


monious team of one mind in their electro-mechanical brains, with an understanding and respect for each other in their electronic hearts.

Application: As a team, the duplex Servolift system is one of the most useful vertical transportation components well suited to a great variety of applications where the population exceeds 200 to 250 persons. It is capable of serving groups up to 450 persons.

**Servolift System
With More Than Two Cars**

The first Servolift system employing more than two cars was conceived by the writer for the East 56th Street Telephone Building in New York City in January of 1947. It was designed by the manufacturer in January, 1948 and was completed in July 1949.

Since then, Servolift systems consisting of four, five, six and more cars have been designed and installed by increasing the intelligence quotient of the system controls. The electronic brain of the current Servolift systems has been developed to the point where its components are capable of responding automatically in humanlike fashion to varying conditions of traffic demands as these occur.



SYSTEM WITH MEMORY

"Its acquired conscience drives it to respond to each call successively and to carry out all commands. As it travels up and down the hoistway it remembers all and serves everybody."

At first, the cars comprising the system acquire a rank and a subsequent order of succession. They respond to the calls for work in an orderly and non-competitive manner. None of the cars crowd or interfere with each other. When some cars begin to come down, others begin to go up, and still others are midway doing work. The cars, using their electro-mechanical intelligence, do their best to cover uniformly the entire height of the hoistway for greatest efficiency in providing ready and willing service.

When the cars stand idle, absorbed in their fleshless electronic dreams, and a call comes in, there is no argument. One, and only one of the cars will respond. The volunteer will perform the work and having discharged its duty will return.

When the traffic demand becomes brisk in any one direction, the rank and order of succession is thrown to the winds in favor of a planned and directed disorder. The cars are still cooperative: they will not interfere with each other and will make every effort to avoid crowding. On the other hand, they work like veritable Trojans, darting here and there, rushing up as far as the service demands, and immediately returning for more and more load. They leave the crowded floors as rapidly as they are loaded and complete their work quietly, competently, patiently, without complaint and with great courtesy.


With great courtesy, indeed, because rushed as they may be, no call will go unheeded. Any call unanswered for too long a period will cause a painful twinge in the conscience of the entire system. One of the Servolifts will detach itself from the mad rush and will, houndlike, seek out the call and rescue the forgotten man.

Their intelligence does not end here. When the traffic demand becomes so heavy that the cars cannot cover the entire hoistway, they divide themselves, by common consent, into two groups; one to serve the lower half and the other the upper half of the hoistway.

The division point of the two zones is ingeniously conceived. Its location is such that the number of calls in each half is approximately equal. To keep the calls balanced, the Servolifts keep on shifting the point, now upwards,

now downwards. This superhuman capacity for instantaneous appraisal of the varying conditions and immediate response in changing the flexible division point of the two zones, is a significant achievement in synthetic intelligence.

When the traffic in one of the groups



SYSTEM WITH DISCRIMINATION

“In addition to the admirable attributes of memory and conscience, it has a sense-of-direction discrimination between the up and down calls.”

diminishes, the idle cars of that group do not rest on their laurels. They immediately join the more heavily worked group and chip in with zest and enthusiasm until the work is completed.

Finally the rush is over. More and more cars return to home until all come to rest. Quiet settles over the building. The lights are dimmed and the idle cars, their day’s work well done, their conscience at peace, fall into a watchful slumber dreaming mechanical dreams intelligible only to their robot brain.

Thus it is with the Servolift systems.

To obtain the brain control of such pseudo-intelligent systems, two methods are currently employed. One may be termed the *anticipating* method and the other the *computer* method.

The Anticipating Method

The anticipating method makes use of what is generally called the “peak period control.” In an existing building the

vertical traffic demand is carefully studied. For a new building certain assumptions are made. In both cases the traffic demand is classified and grouped into recurring surges or peaks.

Obviously such peaks, being the resultant of various observations or assumed traffic conditions, at best represent simple averages. There is no assurance that the surges will continuously recur in exactly the same degree or at exactly the same periods of the day. In other words, the traffic peaks are anticipated, and the entire method is based on the use of these anticipated data.

The peaks are classified as follows:

Up-peak — all upward traffic

Predominantly up — mostly upward traffic

Balanced — equal upward and downward traffic

Predominantly down — mostly downward traffic

Down-peak — all downward traffic

Limited — restricted, holiday or night traffic

Definite working patterns have been developed for the cars comprising the system to fit the classified peaks. Each pattern was carefully designed to satisfy the traffic demand of the respective peak.

To make the Servolift system work, it is necessary to set the proper working pattern for the particular type of anticipated peak. The setting is accomplished either manually, by the starter on the instrument board located in the lobby, or by means of a clock which automatically sets up the proper pattern at certain periods when the peaks are expected to occur.

The clock system is an automatic averaged anticipating method of Servolift control.

The Computer Method

This method, known as the automatic pattern or automatic program control,

DUPLEX SYSTEM

“The glimmer of intelligence comes in when both stand idle at a floor and a landing button is pressed; only one of the two cars will respond.”

employs a computing device as the heart of the Servolift system.

Generally, instantaneous operating data of the system are fed into the special computer mechanism. These data represent the number of car calls, the number of landing calls, the number of stops in each direction, the call positions, the number of by-passes of fully loaded cars, the duration of car intervals, the weight of each car load and similar information.


The data are combined, totaled and analyzed by the computing mechanism from instant to instant. At each instant the computer comes up with a result which governs the flexible behavior of the cars comprising the system.

A Servolift system using the computer method need not worry about, or anticipate, either the size or the duration of traffic surges or peaks. It responds automatically and instantaneously to the traffic demands as they occur and adjusts its working pattern automatically to variations of demand.

The computer method provides a more realistic means of Servolift system control. It represents another step forward towards an ideal design in automation of Servolift systems.

Selecting the Type of Servolift: Some Rules of Thumb

The current design of Servolift systems has reached the point where they



can be applied successfully to provide excellent vertical transportation in practically all types of buildings. They can be used in apartment houses, hospitals, libraries, lofts, factories, warehouses, hotels, and all types of office buildings.

Where only one Servolift is required it is either of the single automatic push button or of the collective type.

Where two cars are required, the duplex Servolift system is applied.

Where more than two cars are required the quantity corresponds to the traffic demand.

Certain rough rules of thumb are useful with the understanding that they represent only a very general guide. They should be used with caution. Actual data should be obtained from qualified sources. Mistakes in vertical transportation are costly. They usually result in unnecessary limitations and inconveniences and contribute towards a premature obsolescence of the building.

One useful rule of thumb is that *one Servolift should be provided for every 200 persons of the building population served.*

Another useful rule of thumb is that *the number of Servolifts constituting a bank should not exceed six.*

A third useful rule is that a *six car Servolift bank should serve a population group not exceeding 1200.*

The reasoning behind the third rule is interesting. Assuming that each car of the six car bank is capable of completing two round trips in five minutes, it can be shown that theoretically one car will be available for service every 25 seconds.

Experience indicates that the largest arrival group in any 5 minute period generally does not exceed 20 per cent of the total population which is assumed to be 1200. Based on this it can be shown theoretically that the largest arrival group in a period of 25 seconds will be 20 persons.

In other words, we have one free Servolift available every 25 seconds for a maximum anticipated group of 20 persons. Properly sized, office building type cars can take care of this traffic without difficulty.

**SYSTEM WITH MORE
THAN TWO CARS**

"At first, the cars comprising the system acquire a rank and a subsequent order of succession."

Attempting to serve larger groups than those just considered will, theoretically, adversely affect design economy. Either the number of cars would have to be increased beyond the six in a bank, or specially large cars would be required, or perhaps the speed would have to be increased. Either solution would cost more in money and in valuable space, and would result in a less efficient service.

Generally speaking, adherence to the three rules of thumb is suggested for preliminary considerations in sound design. The results are, of course, subject to proper adjustment in relation to actual requirements.

**Why are Servolifts
Desirable Today?**

The most important factor influencing the ever increasing demand for Servolifts is the anticipated saving due to the elimination of elevator attendants.

It is well known that the cost per elevator attendant varies from \$5500 to \$12,000 per year depending upon the type of building, the extent of service and the location of the building. Theoretically, the use of Servolifts as contrasted with attendant operated elevators, should result in a saving of an average of \$7000, per Servolift, per year.

The second factor in importance is the anticipation of either improved transportation service or the possibility of using fewer Servolifts than attendant operated elevators to obtain the same quality of service.

The third factor is the desire to obtain or to maintain an "up-to-date" class rental position, Servolifts being considered the very latest development in the field of vertical transportation.

The final factor is the desire for assurance of vertical transportation availability in the event of labor difficulties or labor unreliability.

Obviously, the consideration of these factors individually or together influences the decision whether to "go Servolift."


New Buildings

The application of Servolifts in new buildings undoubtedly has great merit on all counts and should have first consideration in their design. A properly designed installation will result in same and often superior service than that obtained from attendant operated elevators, and this at a considerable saving in yearly operation.

However, the anticipated theoretical saving due to automation will not be fully realized for several reasons. The initial cost of Servolift systems is somewhat higher with the consequent higher amortization cost; the maintenance cost is usually higher and the insurance rates may be somewhat increased, since there are no attendants.

Nevertheless, the use of Servolifts will result in a substantial saving in yearly operating costs and will satisfy all of the motivating factors influencing the choice of type of installation.

Consideration should of course be



given to the feasibility of using moving stairways in preference to elevators. The factors influencing the choice of vertical transportation components were discussed in an article by the writer in *ARCHITECTURAL RECORD*, December, 1950.

Modernization of Existing Buildings

Where all of the various motivating factors influencing the choice of equipment are equally valid, the choice of Servolifts is naturally indicated.

Where the predominant or sole factor is the desire to obtain the monetary saving due to automation, considerable care should be exercised in making the decision. The saving may be a good deal smaller than anticipated or may not be realized at all. The following items should be taken into account:

(1) The cost of an installation over 20 years old (assuming it operates satisfactorily) has already been amortized. Consequently, the yearly amortization that is no longer required cannot be counted in the anticipated theoretical saving. Savings should be calculated for a number of years equal to the period of assumed remaining useful life of existing equipment.

(2) The initial cost of the new installation will be higher than the original cost of the existing one. The amortization value of the differential should also be subtracted from the anticipated saving.

(3) The maintenance cost will be higher. The increase in the maintenance cost is another item to be subtracted.


(4) Certain alterations to the building structure may be required in order to comply with current local code requirements. The cost of such alterations will further affect the anticipated saving.

Occasionally, other factors of lesser importance have a bearing in the determination of the actual value of the saving.

All of this, when properly considered, will present a realistic status of the monetary saving and will determine the desirability of the changeover.

Future of Servolifts

Nine years ago, in the basement of the Moore School of Engineering at the University of Pennsylvania, thousands of eerie vacuum tubes winked into life.



“. . . the idle cars, their day's work well done, their conscience at peace, fall into a watchful slumber, dreaming mechanical dreams intelligible only to their robot brains.”

There was something frightening about their robot-like efficiency.

This was the *ENIAC*, the first of the giant computers, the first electronic brain of incredible calculating speed.

An *ENIAC* or an *UNIVAC* can solve, calculate, total and type out the answer to a problem requiring some 800 arithmetical steps in an instant. It can translate foreign language documents at the rate of 100 words a minute. It can store up in its memory up to 20,000 digits and up to 2000 separate operating instructions. It is capable of holding entire rate tables for calculating insurance policies. It provides answers in tasks involving engineering, abstract science or masses of any kind of data. It is capable of forecasting events. It is even planned that a computer in United States play a computer in England at chess.

It has moved into the field of completely automatic refineries. It continuously operates machine tools without the guidance of human hand. It is rapidly moving toward the creation of the automatic factory, guided only by instructions on an impersonal tape punched out by a special typewriter keyboard.

This is the stage which the technology of automatic control is now entering. The prospect may be depressing to some and satisfying to others. From the realistic point of view, man must face the fact that automatic control is here to stay. The problem is not whether it is harmful or beneficial but how can man best use it to his advantage and still retain the human values so dear to him.

The elevator field is no exception in the coming world of automation. Before long, an attendant operated elevator will become a luxurious anachronism. The

electronic brain will take over control as it did and is doing in other fields.

The application of computers in the elevator field is not new. For years elevators used governors for actuating the mechanical safeties in event of over-speed. A governor is a form of an analog computer. The elevator electro-mechanical controller, wherein a moving part simulates the travel of the elevator car, is an analog computer. The relay board registering the car and landing calls is a form of digital computer. The control equipment of the very first automatic elevator was a combination of digital and analog computers.

Through the intervening years the relatively simple early design of elevator computer mechanism was gradually changed into a much more complicated form to provide a more satisfactory automatic service. The final link was completed recently when the integrator, the aforementioned computer method of Servolift control, was added. The automation is now practically complete.

The next step will, most likely, be a complete redesign of the entire Servolift control equipment. The redesign will probably be completed by the newly born kind of engineers, the system engineers, fully versed in the arts of electronics and cybernetics. Such redesign will probably follow the lines of modern computer construction. The relay boards may disappear to be replaced by memory tapes or drums. The vacuum tubes will probably be replaced by transistors. The entire assembly will become more compact and more foolproof with sealed, prefabricated, plug-in type components.

The control assembly will become an integrated computer unit capable of exercising full control competently, unerringly and virtuously. Virtuously, because its electronic conscience is not tainted by the fear of punishment.

The automatic factory may be some distance away. The fully automatic Servolift is here. The new computer language with its switching, flip-flop and peaking circuits, with its bit, feedback, noise, and hunt is ringing in a new era. The shadow of automation looms high over the horizon. It remains to be seen whether man has advanced sufficiently socially, culturally and politically to cope with the approaching new economic emancipation.

HUGE ASSEMBLY PLANT ENGINEERED FOR EFFICIENT, SAFE PRODUCTION


New Ford Assembly Plant
Mahwah, New Jersey

L. Rossetti

Architect

R. F. Giffels & V. E. Vallet


Engineers



This aerial view, showing houses for transformers and fans on roof, relates size of plant to that of administration building . . . which features a sunshaded façade. Design criteria and supervision of design was furnished by Plant Engineering Office of the Ford Motor Company.

Special points the designers considered:

Traffic
Expansion Joints
Drainage
Fire Protection
Piping
Electrical Distribution



THE new Ford Assembly plant being built at Mahwah, N. J. will be a huge one — it has to be in order to turn out some 1000 units every day, and hugeness itself was responsible for some of the engineering problems which were neatly solved.

There were problems in traffic and materials handling, to get the workers to and from their jobs with minimum effort, and to provide smooth flow of parts from incoming delivery to the outgoing final product.

Fire protection, receiving more than ordinary attention these days, with emphasis on design, materials and protective systems (See Record Reports, page 12), was carefully handled in several ways: (1) automatic sprinklers cover 100 per cent of the plant; (2) complete systems of automatic and

manual alarms and independent emergency lighting are installed; (3) smoke baffles and roof vents are provided; (4) special wide fire aisles through the plant are always kept clear for fire trucks; (5) there is a complete system for hydrants, standpipes, hose reels, fire trucks and portable extinguishers (hose stations located to provide two streams at any location); (6) extra-hazard operations are physically shielded and equipped with special fire controls and alarms.

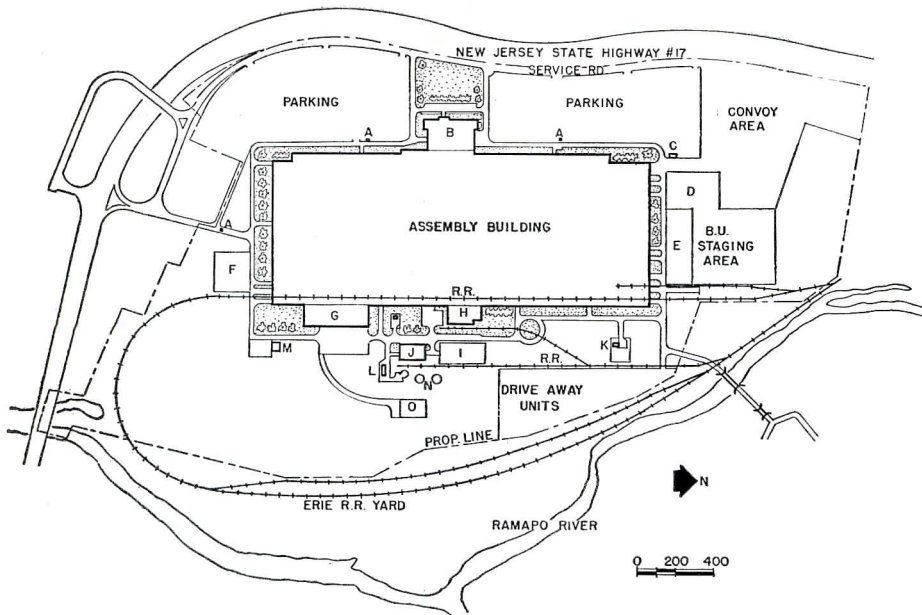
Not all of the engineering problems were confined to the assembly plant, though. The office building faces west, so it was necessary to provide some sort of protection against the sun. Trim, vertical sunshades were designed to cut out the sun and glare, while preserving the view, and also to serve as a strong element in the character of the façade.

ASSEMBLY BUILDING

Flow of Traffic, Materials

Just getting workers to and from the plant was a sizable problem in traffic and parking. The accompanying site plan shows how traffic to the big parking areas will be expedited by the projected additional lanes for New Jersey Highway 17 and the overpass to the service roads now being built on the 173 ±-acre site itself.

But this is only one detail. For one to understand thoroughly all the details of planning and designing a tremendous project such as this, it would be necessary to follow the entire assembly process from the unloading and checking of thousands of parts through testing, storage, distribution, and their progress along the sub-assembly lines to the new cars rolling off the last long line.



KEY

- A. Gatehouse
- B. Administration Building
- C. New Car Checkout
- D. New Car Storage
- E. Crate Storage
- F. Passenger Frame Storage
- G. Truck Well
- H. Oil House
- I. Barrel Storage
- J. Boiler House
- K. Propane Storage
- L. Caustic Treatment
- M. Ground Maintenance Building
- N. Oil Tanks
- O. Industrial Waste Treatment

TRAFFIC HAD TO BE CAREFULLY ROUTED

Entrance to the plant by car and rail is coordinated with related activity locations within the plant. Shipping areas for new cars, both for domestic consumption and for export, are removed from other traffic

In general, parts come in by rail and truck at the east and southeast side of the plant and proceed westward to the final assembly lines at the west side of the building. The employees approach from the west side, and from either of the huge parking areas proceed to their locker rooms and then to their stations in the main assembly building.

Without attempting to go into details of the production process, it is sufficient to point out that it was the flow of parts, the lengths and speeds of the assembly lines, conveyors, and drag lines, together with their storage, handling, and testing facilities, that determined the size and shape of the plant. It was this that demanded a main building 2115 ft long and 790 ft wide.

Sectional Divisions

Because the assembly plant covers such a huge area, there are expansion joints every eight bays in both directions, one running the entire length of the building at the mid-point, and five running across the building parallel to the ends. As each bay is 45 by 50 ft, the area is divided into 12 "sections," each 360 by 400 ft, or a total of 144,000 sq ft.

Some section areas are slightly smaller, as can be seen on the roof plan, on the south and east sides of the building. In the sections facing on the south side of the plant a width of only seven bays is necessary to fulfill production requirements. On the east side of the plant, there are six 50-ft bays and one

large 90-ft bay extending the length of the building over the railroad docks.

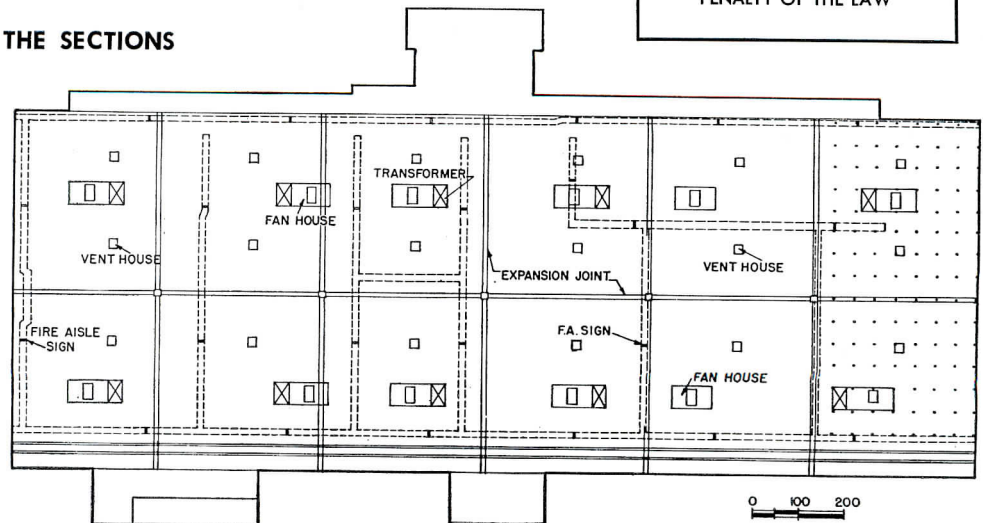
This "sectional" division has been adopted not only from a structural expansion consideration, but also because it provides a convenient economical and efficient division for the mechanical and electrical distribution systems as well, providing light, heat, ventilation, and fire protection.

Each of the twelve sections, therefore, has its own combined fan-house and transformer substation on the roof, each some 50 by 120 ft in plan. Every sectional division also has one or two

FIRE AISLE
DO NOT BLOCK OR OBSTRUCT
UNDER
PENALTY OF THE LAW

EXPANSION JOINTS MARK THE SECTIONS

Expansion joints provided for the huge plant, as shown on this roof plan, indicate the twelve section divisions, each supplied from its own transformer substation and fan-house. The dashed lines are zoned fire aisles at floor level, which are marked at frequent intervals by signs (shown at right). Column locations are dotted in for two sections



large automatic vent-houses which, combined with strategically placed steel draft curtains, will provide smoke control and elimination in case of fire.

Structure

One of the most unusual features of the building is its imperceptible downslope from north to south. Advantage was taken of the topography of the site,

and earth-moving cost was minimized by sloping the whole building 1/2 in. in 45 ft, or a total of 2 ft.

Structurally, the assembly building is of the usual steel columns and trusses with insulated steel deck roof. The sway frames line up with the panel points, and the web members line up to permit easy runs of pipe and duct work. The 18-ft clear height from floor to lower

chord of trusses is ample, as lighting fixtures line up at the same level. The lighting and power distribution, the ventilating ducts, and the sprinklers are designed as parts of an integrated and mutually non-interfering system, all run above the bottom chords of the trusses.

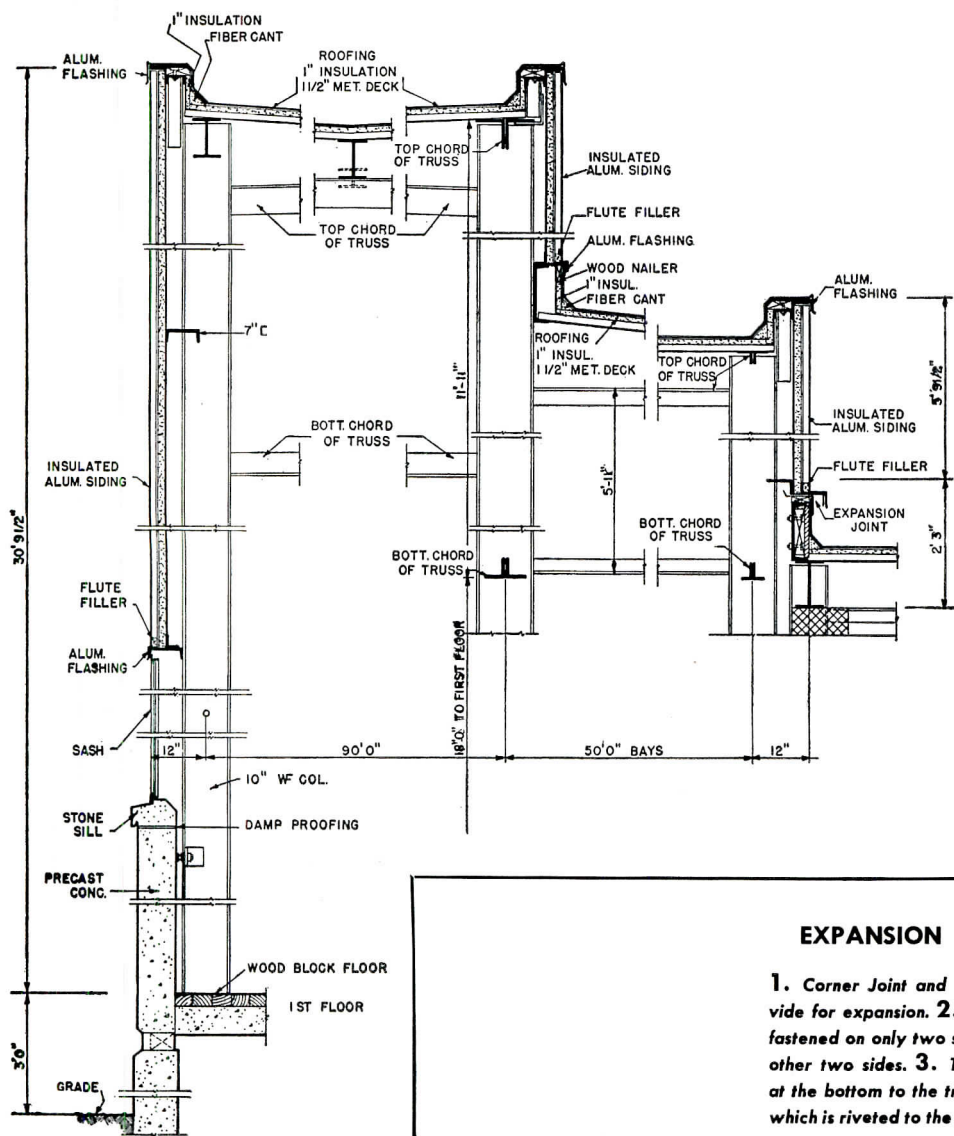
The heating and ventilating system is zoned, each penthouse supplying four zones in its "section" of the plant with filtered, blended fresh and return air. Steam coils are used for tempering. The duct system provides 10 changes of air per hour for the lower 12 ft of the building. Temperature controls are of the pneumatic type with independent compressed air sources.

General lighting of approximately 30-ft-candle intensity at 30 in. above the floor is provided by two-tube, 8-ft slim-line fixtures equally spaced 16 to each bay on messenger cables. But more of the electrical system later.

The walls, as shown in the sectional drawing, are somewhat unusual in that the masonry from floor to sill, instead of being brick or block, is a precast reinforced concrete slab some 8 ft high by 15 or 20 ft long and 8 in. thick, topped by a stone sill supporting steel sash. The wall above the sash is of insulated aluminum siding.

The 90-ft railroad shipping and receiving bay along the east side of the plant has a clear height of 21 ft 3 in. to the bottom of the trusses.

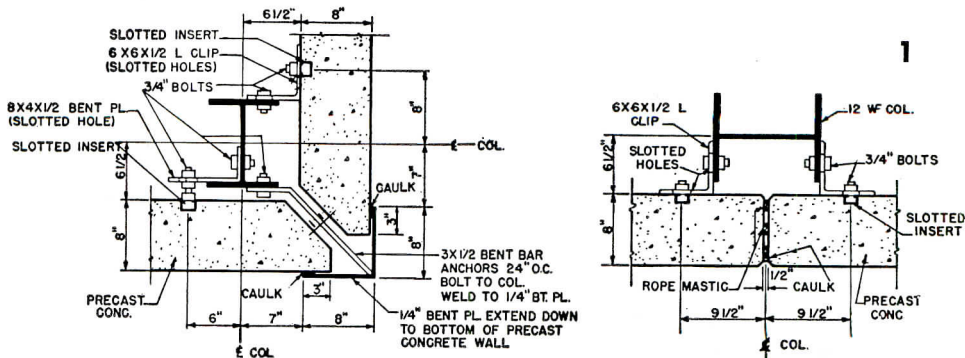
These trusses carry two 90-ft, underslung, 5-ton cranes. At the north end of the plant, a 5-ton crane of 100 ft span,



NORTH-SOUTH WALL SECTION showing supporting precast reinforced concrete panel, indicates relative roof heights for 90-ft railroad bay, general assembly area, administration building

EXPANSION JOINTS

1. Corner Joint and Wall Joint. Slotted bolt holes provide for expansion. 2. Roof Expansion joint. Plate hood, fastened on only two sides, allows 3 in. expansion on the other two sides. 3. Truss Connection. Steel bar pinned at the bottom to the truss and at the top to a steel plate, which is riveted to the column, allows the truss free swing



21 ft 3 in. clear height, is used to handle export shipping.

The high railroad bays run the entire length of the east side of the building. Since they are higher than the adjacent roof, smoke-venting is permitted through six hinged doors each 90 ft long, one for each 360-ft section. The double track is the standard 3 ft 6 in. below the wood-block floor of the dock.

Incidentally, five cross-over bridges of the hydraulic lift type, each 15 ft wide, can be raised from the double-track level at convenient intervals permitting access to both sides of the dock. Positive safety controls are installed for the use of these bridges and for the vertical folding doors which are operated for entering or leaving freight cars. The system provides both individual and master controls with warning bells and warning lights at each bridge as well as derail interlocks designed to guard against possible accidents.

Adjacent to the railroad dock, near the southeast corner, is the truck-well and quality-control wing extending some 120 by 360 ft. The truck-well is 270 ft long, equipped with 10-ton-capacity hydraulic leveling lifts to expedite deliveries.

Floor slabs on the ground are, in general, of 3000-psi concrete, 6 in. thick, reinforced with $\frac{3}{8}$ -in. round bars, 12 in. on center both ways in the top. Storage-area slabs are 8 in. thick reinforced with $\frac{1}{2}$ -in. bars, 12 in. on centers both ways in the bottom and 24 in. in the top. Assembly-area floors are monolithic concrete with wear-resistant hardener,

except the rail and truck docks, which are of 2 $\frac{1}{2}$ -in. wood blocks. There are other exceptions, such as acid-resisting vinyl plastic tile in the chemical laboratory, asphalt tile in offices, etc.

Fire Protection

Many devices and methods of preventing, detecting and fighting fires are being incorporated in the plant. In addition to the draft-curtain and vent provisions, the entire plant is thoroughly provided with the newest type wide-coverage automatic sprinklers.

There are sprinkler alarms for each sprinkler riser or group of risers and fire horns throughout the assembly areas. Manual fire alarms are located at strategic points, and there are two-way hydrants every 300 ft and an underground fire loop 12 in. in diameter. One-hundred-foot, 1 $\frac{1}{2}$ -in. hose reels in cabinets in the office section provide protection there.

The oil house and paint-mix room have extra-hazardous-occupancy sprinklers, and the paint-mix room is provided, in addition, with a two-shot carbon dioxide system, the first automatic, the second manual. There is the added protection of a Class A wall between the oil house and the main building, extending 20 ft on either side. There are remote-control emergency stop-buttons for the gasoline distributing system. Spark-proof floors are used where there might be any danger from scuff-sparks.

The 10-day propane standby system is protected by sufficient hydrants for

four 2 $\frac{1}{2}$ -in. hose streams. The fire alarm system is of the electric, manual, coded, positive, non-interfering and successive type, with the main unit in the plant protection office, and there are fire gongs and lights as well as horns.

A practical system of wide fire aisles, well marked and always kept clear, makes possible the immediate accessibility of major mobile fire-fighting equipment and personnel (both professional and trained volunteer) throughout the plant.

Then, too, the emergency lighting system is of the automatic charging and operating storage battery type, each unit self-contained and independent, insuring adequate lighting at all times for egress.

Electrical Distribution and Communications

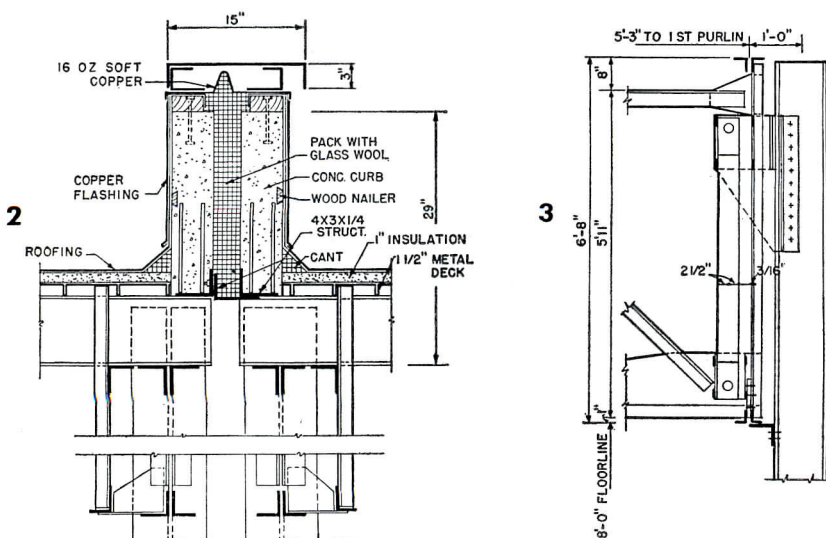
A few notes indicating size and function of the electrical systems may be in order. Electric current is supplied by the public utility, and the plant transformer capacity is 24,000 kva. Primary power of 13.2 kv is distributed through underground cable ducts in concrete to the transformer stations on the roof via rigid conduit encased in concrete adjacent to the columns.

Three-phase, 60-cycle secondary power is supplied from the transformers at 480 volts. The assembly plant is served from 400-amp plug-in bus ducts on 100-ft centers above the lower chords of the trusses. Plug receptacles, 440-volt, 60-amp, are installed in the webs of columns.

The underfloor duct system in office areas consists of three separate steel ducts, one for 120/208-volt service, one for telephone and one for intercommunications. Equipment for 400 telephones will be provided at first, with space allowed for 600 eventually. In addition to the lighting and fire alarm systems, mentioned elsewhere, there are a Telautograph system, an electric time-clock system, a watchman's report system, and a dismissal signal system.

Process Piping, Sanitation, Drainage

Because Bonderizing and body painting are major operations, an elaborate system of chemical and water supply and subsequent industrial and paint waste disposal had to be worked out. This involved, among many things, a 30,000-gal treatment tank, a 12,000-gal ferric chloride tank (rubber-lined), a 12,000-gal calcium chloride tank, and one for 1000 gal of sulfuric acid. A



sludge lagoon of 300,000 gal capacity is required for settling.

Some of the mechanical engineers' problems are indicated by the fact that natural gas at 100,000 cu ft per hr is consumed, and both oxygen and acetylene are to be supplied for welding operations. There are 12 underground tanks, each of 20,000 gal capacity, in the oil tank farm

The sanitary system serves the locker rooms and toilets, kitchens, etc. In the assembly plant proper the toilet rooms are in mezzanines that leave a clear height of 12 ft above the main floor.

The storm sewer system takes care of the roof drainage and the run-off from the parking areas.

The slight roof slope, together with specially designed, restricted orifice roof sumps, decreases the rate of run-off from the roof and thus controls the flow and reduces the size of the storm sewer lines. The consequent slowing of the run-off (which is taken care of in the 40-lb live load of the roof) makes it possible to limit the number of roof sumps and down-spouts to an average two per roof section of 144,000 sq ft. The down-spouts are brought down at unobstructing points to storm sewers emptying into the Ramapo River. Incidentally, however, the parking lot run-off will be rapid, as the lots will have a 2 per cent slope.

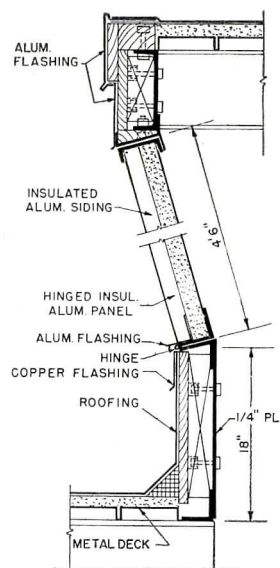
Additions to Assembly Plant

While this plant may seem to be large enough for both the present and some years to come, the possibility of future additions has been taken into account in the planning, and bays can be added at both north and south ends of the building. Flexibility of area use and of services is provided to take care of changes in assembly processes and techniques.

OFFICE BUILDING

The most striking feature to be seen from Highway 17 is the facade of the two-story office building. Because this building faces west, the sunshade has been designed to eliminate the glare and heat of the sun from the windows of the western facade. The detail drawing shows the construction of the aluminum sun baffles.

The office building (300 by 55 ft) has non-combustible acoustical ceilings, movable metal partitions, asphalt tile floors, and louvred lighting fixtures. Perimeter heating is provided by forced-hot-water guarded finned tubes, the temperature of the water being controlled by the temperature of the interior surface of exposed glass.



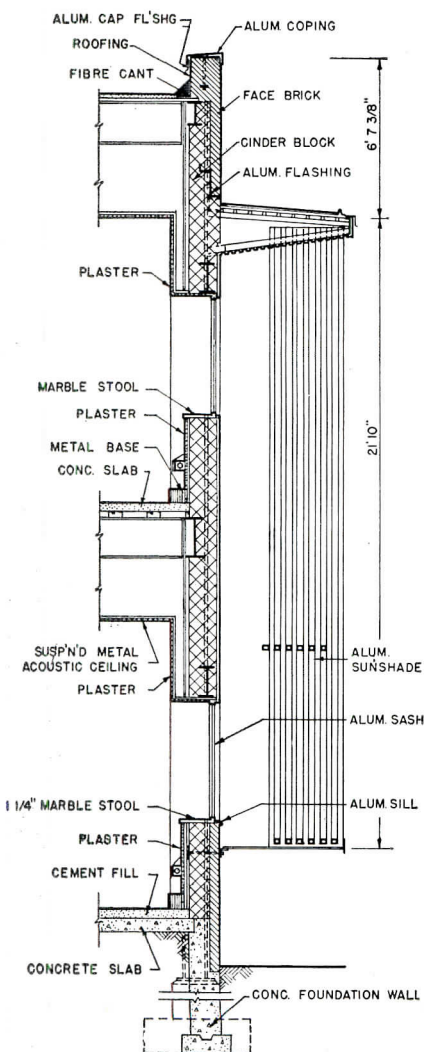
VENT-HOUSES LET OUT SMOKE IN CASE OF FIRE

Vents swing down from top when fusible link melts at a temperature slightly lower than the critical temperature (165 F) of the sprinkler heads. Vents can also be operated manually from the floor

Fire Protection Devices in Assembly Plant


	Total	Distance on No. Centers
Sprinkler Heads	18,114	*
2-Way Hydrants	26	300 ft
Manual Fire Alarms	50	200 ft
Roof Vent-Houses	18	200 ft†
High RR Bay Vents	6	360 ft

* Each sprinkler head covers an area of 120 sq. ft.
† In the north-south direction vent-houses and draft curtains are alternately spaced every 180 ft.



VERTICAL SUNSHADE

Filters out heat and glare of sun and yet, through use of tubular aluminum baffles, permits free flow of air



This office, or administration, building is connected to the main plant by the wing in which are the private dining rooms, the large main kitchen, and the garage. The main kitchen serves the three cafeterias in the employes facilities building, one centrally located adjacent to the kitchen and the others north and south to serve those areas. Each of the latter has its own serving kitchen to assure hot food and beverages.

The employes facilities building, through which employes pass, runs 1780 ft along the west side of the plant. In addition to the cafeterias, it provides locker-rooms, toilets, hospital, employment and personnel departments, etc.


PRODUCT REPORTS

Materials / Equipment / Furnishings / Services



AUTOMATIC DOOR CONTROL

The automatic *Invisible Dor-Man* opens any type of door the instant a person steps on the carpet leading through the doorway. The door remains open until the person has walked through, and then closes with a two-speed action, which is adjustable at the time of installation. A door control mechanism is




Control installed under carpet automatically opens door when stepped on

concealed in the floor and a hydraulic power unit is equipped with the latest model G. E. Form G $\frac{1}{2}$ -hp motor. The electric cord is plugged into any standard 110-volt, A.C. circuit. No alterations are required in applying this door control. No special devices are placed in the head jamb. The operating units are completely concealed. In case of power failure, the door will operate manually, without locking or jamming. A counting device, which is optional equipment, keeps an accurate tabulation, not the number of times the door is opened, but of the actual number of individuals who enter. The manufacturer claims a reasonable price, very nominal cost of installation and maintenance, and many new features, including safety devices. *Dor-O-Matic Division of Republic Industries, Inc., 4440 No. Knox Ave., Chicago 30, Ill.*

AUTOMATIC HOLD-OPEN FOR DOOR CLOSERS

Floor type, heavy duty door closers can now be furnished with a "built-in" selective hold-open. The degree of hold-open is set at the factory to function at any degree specified when ordering. By setting a "selector lever" easily accessible on the floor plate or threshold, the automatic hold-open will function. Thus,



Device installed at door threshold holds door open at any degree desired

"selective" means that you have a hold-open only when you need it. The selector merely places the automatic hold-open mechanism in contact position so that it engages and holds the door whenever it is opened to the degree to which the hold-open is set. A firm pull will release the door. When the selector lever is set at non-contact position, the automatic hold-open does not function. The door closer then functions normally, automatically bringing the door to a quiet, gentle close after each opening. This product is well suited for entrance and vestibule doors that have large crowds passing through them. *The Oscar C. Rixson Co., 4444 W. Carroll Ave., Chicago 22, Ill.*

NEW COUNTER TOPS

These post-formed counter tops fit snugly around both roll rim and flat rim sinks. They are available in five colors and constructed of Micarta, a high quality plastic laminate. One piece construction offers many advantages. The surface flows unbroken from a 3-in. back splash to new no-dip front. This counter top is easier to keep always clean and spotless, because all metal bindings and dirt-catching crevices have been eliminated. Satin-finish aluminum union strips provide a water-tight seal so water and food particles cannot collect around the sink. These strips, available for cast iron and steel sink models, also form a more

Two new products for finishes include counter top (below), wall paper (right)



positive seal for joining the counter top to a roll rim sink. End caps of this same aluminum are the finishing accessories. They are easily removed for scribing the counter top to an irregular wall area or adding more counter top units at a later date. A raised water bead edge runs the entire length of the counter top to protect the floor and cabinet fronts from spilled liquids. The plastic pattern of the counter is non-directional. *American Radiator & Standard Sanitary Corp., Pittsburgh 30, Pa.*

WALL PAPER WITH TEXTURED FINISH

Timbertone Decorative Co. has put a series of wall papers with textured finishes of bark, sand, metallic flicks and wood planking on the market. These papers, designed by Alexander Aizer, are made and stained by hand and the finishes are reportedly permanent, washable and fadeproof. They are made of a patent mastick composition of cement oil and color pigments, applied to heavy kraft paper. The wall coverings are hung by the usual paper-hanging methods, and come 36 in. wide by 12 ft long in double roll units of 24-ft length.

Drift wood (SA2401) simulating weathered wood comes in gray with gold, lime or coral and retails at \$9.25 per roll.


California Redwood (SA2453) is reproduced in an all stained and prewaxed wallpaper that retails at \$9.00 per roll.

Walnut (SA2450) retailing at \$9.00 per roll is oil stained and prewaxed.

Stripped bark (SA4601) is available in offwhite, beige gray, chocolate brown, and earth. It retails at \$11.00 per roll.

Metal Craft (SA3016) — duplicates the color and character of hammered metal and tortoise shell. It comes in gold and white with red, green or black and silver, gold, yellow and pink.

(Continued on page 232)



OFFICE LITERATURE

WATER SYSTEMS AND PUMPS

Commercial Catalog C-54 gives comprehensive data, construction details, and selection tables on 12 types of Deming water systems. Included are the latest dual-purpose jet pumps (convertible for shallow or deep well service) and the submersible type of deep well pump. Miscellaneous units featured in the new catalog include the new "Motor-Mount" centrifugal pump designed primarily for air conditioning service but applicable for booster service, general circulating service, swimming pools, lawn sprinkling and industrial plant service. Other units featured include Deming side suction centrifugal pumps in both vertical and horizontal types, condensation return units, cellar drainers, portable self-priming centrifugal pumps for drainage or water handling jobs, and other types of pumps and accessories. 96 pp, illus. *The Deming Co., Salem, Ohio.*

COMPARING SUN SHADE EFFICIENCY

Comparison of Flexalum Aluminum Venetian Blind Slats, Steel Slats and Conventional Shade Cloth in Controlling Solar Radiation and Room Temperature is a paper on such a study made by Faber Birren and Company for the Hunter Douglas Corporation. The paper gives a few basic facts necessary to understand the nature, condition, methods followed and details of three experiments and, of course, the conclusion. 4 pp. *Faber Birren & Co., 500 5th Ave., New York 36, N. Y.*

WOOD PANEL MATERIAL

Masonite Presdwood is a guide for the selection, application and finishing of Masonite Presdwood Products as they are used in building construction and remodeling. All of the more general applications have been covered. Architectural specifications for interior finish, underlayment, masonite siding, panel siding, protected exterior application and concrete forms are included. 32 pp,

*Other product information in *Sweet's Architectural file, 1953*

illus. *Masonite Corp., 111 W. Washington St., Chicago, Ill.**

WINDOW LAYOUT TABLES

Fenestra Multiple Window Layout Tables is a pamphlet containing complete tables for computing overall window dimensions in multiple openings. Tables I and II show suggested combinations of standard *Fenestra* Intermediate and Industrial windows and mullions which may be arranged symmetrically to fill an opening of the width given. Tables III and IV give total dimensions of multiples of standard *Fenestra* Intermediate Projected and Industrial Pivoted and Projected window widths to which mullion dimensions must be added. Tables V and VI give total dimensions of multiples of mullion widths from 1 $\frac{3}{8}$ -in. wide to 4-in. wide in increments of $\frac{1}{8}$ in. 5 pp. *Detroit Steel Products Co., 3113 Griffin St., Detroit 11, Mich.**

ELECTRICAL CONTROL SYSTEMS

Control Centers by Clark describes the many advantages of centralized electrical control systems through use of their A.C. Motor Control Centers. Typical installations, specifications, construction details and planning tips are also featured. 24 pp, illus. *The Clark Controller Co., 1146 E. 152 St., Cleveland, Ohio.*

LOCKSETS

Two pamphlets, *Kwikset "600" Locksets, A.I.A. File No. 27-B* and *The Kwikset "400" Line*, list the specifications and features as well as illustrate 14 Kwikset Locksets for offices, commercial buildings, schools and residences. Installation aids and accessories are also described and illustrated. Each booklet 4 pp, illus. *Kwikset Locksets, Anaheim, Calif.**

DOOR AND WINDOW CASINGS

Bostwick Door and Window Casings, AIA-20 pamphlet describes the expanded flange and the short flange in diagram form. Illustrations are given of four different sized casings. Dry-wall

corner guards and dry-wall casings are also described. *Bostwick Steel Lath Co., Niles, Ohio.**

LIGHTING MANUAL

The Cutler Mirac-o-lite brochure (AIA file no. 31-F-21) is divided into four sections: the first section discusses the application of Mirac-o-lite; another section describes the Bent Lamp Group of fixtures giving complete dimensions, light output, mechanical specifications and installation photographs; an easy-to-follow method for light circulation is provided in the third section in addition to general specifications and illustrations of fixture assembly; the last section pictures and explains in detail the Straight Lamp Fixture Group. It further includes photographs and specifications on Custom Lighting. 16 pp, illus. *Cutler Light Manufacturing Co., 2024-28 No. 22nd St., Philadelphia, Pa.*

HIGH TEMPERATURE WATER SYSTEMS

"*Hydrotherm Bulletin No. 100*" discusses and illustrates the applications of high temperature high pressure water in distributing heat to large area installations such as district heating, airports, hospitals, schools, shopping centers, housing projects and industrial building groups. A comparison of the two-pipe high pressure Steam System with the High Temperature Water System is also presented in this 16-pp, illus. booklet. *American Hydrotherm Corp., 33-70 12th St., L.I. City 6, N. Y.*

SCHOOL LIGHTING

Better Daylighting For Schools. Booklet containing photographs of installations of translucent, light diffusing glass in modern school buildings, gives details of the characteristics of various glass patterns particularly suited for installation in vertical sidewall sash in south, east and west exposures and in skylights and clerestories. Light transmission tables are included. *Mississippi Glass Co., 88 Angelica St., St. Louis 7, Mo.*

(Continued on page 280)



NORTH AMERICAN BUILDING STONES — 4

Presented through the cooperation of the International Cut Stone Contractors' and Quarrymen's Association

INDEX OF BUILDING STONES—Sheet 1-A (Horizontal columns continued on sheet 1-B, page 227)							
	NAME OF STONE	COMPANY NAME	QUARRY LOCATION	GEOLOGICAL DESIGNATION	TEXTURE	COLOR	CHEMICAL COMPOSITION
1	Arkansas Multi Ledge	Jacobson-Evans Stone Co., Inc.	Paris, Ark.	Sandstone		Brown to Pink, Gray, Variegated With Swirls	Tests Not Completed
2	Bandera	Bandera Stone Quarry	Redfield, Kan.	Sandstone		Gray, Buff	Silica 77.32% Iron Oxide 3.42% Alumina 9.45% Lime 2.00% Magnesia Trace Oxide of Sodium 2.72% Oxide of Potassium 0.60% Manganous Oxide 0.16% Carbon Dioxide 4.39%
3	Bear Valley Green	Western States Stone Co.	Panguitch, Utah	Sandstone	Medium Coarse	Green	Tests Not Completed
4	Berea Sandstone (Amherst Sandstone) (Cleveland Sandstone)	The Cleveland Quarries Co.	Amherst, Ohio	Sandstone		Gray, Buff, Variegated	Silica 93.00% Alumina 4.00% Iron Oxide 1.25% Lime 0.75% Titania 0.50% Magnesia 0.50%
5	Bluestone	Willis Hankins Bluestone Quarries	Callicoon, N. Y.	Sandstone		Blue, Gray-Buff, Lilac	Tests Not Completed
6	Briar Hill Golden Tone Sandstone	The Briar Hill Stone Co.	Holmes County, Ohio	Sandstone	Medium	Buff, Gray, Tan, Brown, Pink	Silicon Dioxide 95.00% Aluminum Oxide 2.75% Iron Oxide60% Calcium Oxide30% Magnesium Oxide25% Loss on Ignition 1.10%
7	Canyon Stone	Grand Canyon Quarries, Inc.	Drake, Ariz.	Sandstone	Coarse	Pink, Buff, Tan	
8	Carthage	Carthage Marble Corp.	Carthage, Mo.	Crystalline Limestone		Light Gray	Carbonate of Lime 98.57% Carbonate of Magnesia65% Oxides of Iron and Alumina21% Insoluble69%

RESERVE

power

the vital **plus**

built into


every

TYPHOON

AIR CONDITIONING UNIT

The test of any air conditioning unit is its performance under tough conditions . . . when heat and humidity are at their worst. To meet peak demands day after day, week after week, Typhoon units are engineered with extra reserve capacity, with rugged power plus. They deliver full-rated workload in every weather, in every climate the world over. Engineering like this took 45 years of experience to perfect. For every job from a small home to a large institution, specify Typhoon with confidence.

Get the facts about the complete Typhoon line — residential heating-cooling units, self-contained air conditioners, window units, heat pumps — in a wide range of sizes for every installation. Call your Typhoon dealer. You'll find him listed in your classified directory—or write to us for his name.



TYPHOON AIR CONDITIONING CO., INC.
794 Union Street, Brooklyn 15, N. Y.

TYPHOON
AIR CONDITIONING

*The Industry's
Only Specialist in
Self-Contained Units*

NORTH AMERICAN BUILDING STONES — 5


Presented through the cooperation of the International Cut Stone Contractors' and Quarrymen's Association

INDEX OF BUILDING STONES—Sheet 1-B (Horizontal columns continued from sheet 1-A, page 225)					
PHYSICAL TESTS	STRENGTH	WEIGHT	FURNISHED AS	SURFACE COVERAGE	OTHER FACTS
1 Tests Not Completed	Tests Not Completed	Tests Not Completed	Ledgestone; Flagging. Heights: 1''-5'' Lengths: 12''-48''	45 sq ft per ton	
2 Expansion in water, per degree, Fah. — .00000516 per sq in.	Crushing Strength — 8,446 lbs per sq in. Shearing Strength — 1,940 lbs per sq in. Traverse Strength, Modulus of Rupture — 2,088 lbs per sq in.		Dimensional; Splitface; Ledgestone. Heights: 1''-6½'' Lengths: any length on sawed stone; up to 56'' for split stone	50 sq ft per ton	
3 Tests Not Completed	Tests Not Completed	Tests Not Completed	Dimensional; Splitface; Ledgestone. Heights: 1''-12'' Lengths: 12''-48''	Ashlar: 50 sq ft per ton Strata face (Sheets). 160 sq ft per ton	
4 Specific Gravity — 2.142% Absorption of Moisture — 6.00%	Crushing Strength — 7,000-10,000 lbs per sq in.	140 lbs per cu ft	Dimensional; Splitface. Splitface Heights: 2¼'', 5'', 7¾'', 10½'' Lengths: 30''-42''	40 sq ft per ton	Six Quarries
5 Tests Not Completed	Tests Not Completed	Tests Not Completed	Splitface; Ledgestone. Heights: 1''-4'' Lengths: 12''-48''	40-45 sq ft per ton	
6 Absorption of Moisture — 6.00% by volume	Crushing Strength — 288-432 tons per sq ft	150 lbs per cu ft	Splitface. Heights: 2¼'', 5'', 7¾'', 10½'' Lengths: Random	45-55 sq ft per ton	Eleven Quarries
7 Absorption of Moisture — 3.7%	Crushing Strength — 13,610 lbs per sq in.		Dimensional; Splitface; Ledgestone. Heights: 1''-6'' Lengths: 12''-48''	Ashlar: 50 sq ft per ton Strata face (Sheets): 135-150 sq ft per ton	
8 Specific Gravity — 2.7% Absorption of Moisture — 0.26% Abrasive Hardness — 14-19% After 1,735 freezings, there was no effect of frost action	Crushing Strength — 20,000 lbs per sq in.	167 lbs per cu ft	Dimensional; Splitface. Dimensional Heights: 5' Dimensional Lengths: 7' Splitface Heights: 2¼'', 5'', 7¾'' Splitface Lengths: up to 3'6''	35 sq ft per ton	

At Springfield's New ST. JOHN'S HOSPITAL

SPRINGFIELD, MISSOURI

THE ANSWER IS
BRYANT
WIRING DEVICES



ARCHITECTS—Maguolo & Quick, St. Louis, Mo.
GENERAL CONTRACTORS—McGough Brothers, St. Paul, Minn.
ELECTRICAL CONTRACTORS—Gustav Hirsch Organization, Columbus, Ohio

WHERE DEPENDABILITY IS PARAMOUNT — Quiet efficiency and modern functionalism mark the design of the new 300-bed St. John's Hospital in Springfield, Missouri. And throughout the 8-story structure, specifications called for Bryant quality wiring devices to meet the rigid requirements of hospital use.

THE ANSWER IS BRYANT — Every Bryant device is carefully engineered and manufactured to give years of dependable, trouble-free service. Such devices as the rugged 20 Ampere switch, No. 5861, and the sturdy No. 4701 10 Ampere Silent Mercury switch provide the ultimate in dependable electrical performance.


FOR HOME, OFFICE, OR INDUSTRY — There's a full line of quality Bryant once-installed, stay-installed wiring devices to meet any specification for residential, commercial or industrial applications.

THE BRYANT ELECTRIC COMPANY

Bridgeport 2, Connecticut

Chicago • Los Angeles

J-99903



No. 5861
20 Ampere Switch



No. 4701
10 Ampere Silent
Mercury Switch



Listed by
Underwriters'
Laboratories,
Inc.



NORTH AMERICAN BUILDING STONES—6

Presented through the cooperation of the International Cut Stone Contractors' and Quarrymen's Association

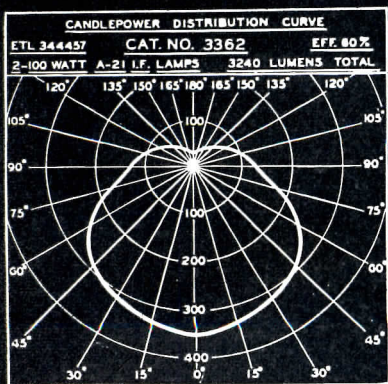
INDEX OF BUILDING STONES—SHEET 2-A (Horizontal columns continued on sheet 2-B, May TSS)							
	NAME OF STONE	COMPANY NAME	QUARRY LOCATION	GEOLOGICAL DESIGNATION	TEXTURE	COLOR	CHEMICAL COMPOSITION
9	Chesapeake-hue	Butler, Md.	C. E. Weaver Stone Company	Quartzite	Hard dense	Gray, Blue-Gray, Soft Brown, Beige Cream, Olive Green, Rust and Variegated	Silica 91.17% Alumina 3.51% Iron 1.24% Calcium Trace Magnesium Trace Loss of Ignition 0.57%
10	Clouded Buff (White Rock-wood)	Alabama Lime-stone Company	Aday, Russell-ville, Ala.	Oolitic Limestone	Extremely fine-grained	Delicate shadings of Gray and Buff, cur-ing out to an almost white stone	98% Calcium Carbonate
11	Colorado Pink	Jacobson-Evans Stone Co., Inc.	Lyons, Colo.	Quartzitic Sandstone		Pink to Red, Buff	Tests Not Completed
12	Colorado Red	Summers Rock Quarry	Lyons, Colo.	Quartzitic Sandstone	Even grain	Creamy, Pink to Red	Tests Not Completed
13	Colorado Rose	Robert G. Stewart Stone Co.	Beech Hill, Lyons, Colorado	Quartzite Sandstone	Tests Not Completed	Plain Pink, Pink with a white stripe, Red, Stratified Red, Buff, Gray, White, Pic-ture Rock	Tests Not Completed
(Table to be continued)							

Beauty isn't *distorted* when you




From inside or outside, the windows are beautiful in the Lea County Community Hospital, Hobbs, N. M. Ventilating windows are of $\frac{1}{8}$ " L·O·F Polished Plate Glass. Fixed windows are of $\frac{1}{4}$ ". Nursery partitions are L·O·F Safety Plate Glass. Architect: W. L. Pereire, Los Angeles.

NO FINER GLASS THAN
LIBBEY · OWENS · FORD



INTEGRATED DESIGN, CONSTRUCTION and PERFORMANCE

ART METAL has achieved, in this unit, a rare and original combination of incandescent lighting properties. It was designed for wide application, constructed for ease of installation, and provides exceptional efficiency coupled with visual comfort. Complete data on four sizes, 120, 150, 200 and 300 watts, is on page 47 of ART METAL catalog. We suggest you write for a copy.



THE **ART METAL** COMPANY
CLEVELAND 3, OHIO

Manufacturers of Engineered Incandescent Lighting

WASHINGTON

(Continued from page 38)

Democrats Demur

Three Democratic Senators were joined by two Democratic House members in filing a minority report which termed the President's "so-called housing program" deficient in several respects.

Their report said:

1. It is entirely unrealistic in its hope that low-cost housing can be built at such a low cost, and its assumption that persons who might live in such homes can afford the high monthly payments required. Because of these defects the program will prove most inadequate in the metropolitan areas which are precisely the areas where the program is most needed.

2. While some flexibility does exist in the public housing authorizations heretofore passed by the Congress, the President's program fails to provide the necessary leadership in setting levels currently appropriate, not only to the welfare of our people, but desirable and necessary in the face of the recent economic declines.

3. The President's program is also deficient in the substantial neglect of the whole problem of rural housing.

4. Provisions for direct loans to veterans have been of great benefit in the past and should be continued. They supplement the guaranty features in suburban, rural, and other parts of the country where financial institutions are not handy and available.

Joining in this opposition view were Senators Sparkman (Ala.), Douglas (Ill.), Fulbright (Ark.), and Representatives Patman (Tex.), and Bolling (Mo.).

\$25 MILLION NEEDED FOR ADVANCE PLANNING: MOSES

Advance planning of public works for periods of recession should be recognized as a continuing responsibility of the national government, working with states and municipalities, according to Robert Moses, New York City construction coordinator, testifying before the Joint Committee on the Economic Report.

"It is senseless," said Mr. Moses, "to proceed on the theory that cyclical major slumps in business and employment are an unexpected, unmerited and tragic

(Continued on page 294)




low upkeep — inside and out — marks new pre-fab skyscraper

The Southwest's largest building—Republic National Bank of Dallas—will require an absolute minimum of maintenance. Thanks to its aluminum "skin," there will never be a need for exterior painting, blasting, or pointing. And, thanks to Wright Rubber Tile inside—floors will retain their lustrous new-look beauty for many decades with only periodic light waxing and buffing.

Wright Rubber Tile—America's original rubber tile—is right at home in Dallas' newest office building. No resilient flooring is easier to clean and keep clean. Its dense, compact surface resists dirt, acids, alkalis and abrasion . . . yet it is comfortable and quiet underfoot. And Wright's outstanding wearability makes it ideal for heavy-traffic areas.

Available in 50 rich colors; 6-inch to 36-inch squares; 1/8", 3/16" and 1/4" thickness. Send for samples and architect specifications. Wright Manufacturing Co., 5205 Post Oak Rd., Houston, Texas.



WRIGHTEX
WRIGHTFLOOR
VINYL TILE
ECONOTILE



Republic National Bank Bldg., Dallas, Texas
Architects: Harrison and Abramovitz, New York
Gill and Harrell, Dallas
General Contractor: J. W. Bateson, Dallas
Flooring Contractor: Titché-Goettinger, Dallas
Flooring Wholesaler: Vickery & Co., Dallas

**WRIGHT
RUBBER TILE**

The 100-Year Floor!

see our catalog in
ARCHITECTURAL
FILE
or write for copy

4891




Truscon Intermediate Classroom Windows—

Western Hills Grade School, Omaha, Nebraska
 Noel S. Wallace, *Architect*. Shelton and Sons, *Contractor*.

Light, Bright, Weathertight in New Omaha School

Many generations of students at Western Hills Grade School in Omaha are going to enjoy superior light and ventilation. Architect Noel S. Wallace specified Truscon Intermediate Classroom Windows throughout the well-daylighted building.



All types of Truscon Intermediate Steel Windows are products of the highest quality materials and workmanship. Specially rolled solid steel sections, substantial in weight and original in design, provide advantageous weathering and attractive appearance. Truscon Classroom Windows are fabricated to these same exacting specifications, Bonderized and painted. You can

use them with complete confidence in your choice. Upper lights may be glazed with one of several types of light-diffusing, glare-reducing, or heat-absorbing glass. Provision may be made for double-insulating glass up to 1" thick.

Classroom Windows are but one of the many types of Truscon Steel Windows currently being specified for school construction. Others are: Double-Hung Steel Windows with or without sill vents; Intermediate Projected Windows; Intermediate Combination Windows; Maxim-Air® Steel Windows; Donovan Awning and Truaire® Windows; Architectural Projected Windows. Ask your Truscon representative or see Sweet's File for more information or ideas.

TRUSCON®



a name you can **build** on



TRUSCON STEEL DIVISION REPUBLIC STEEL

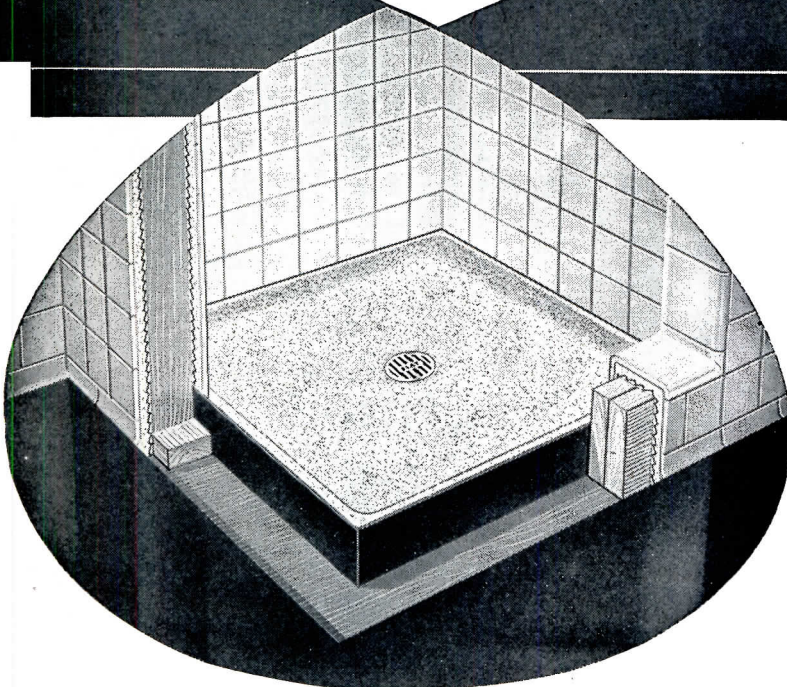
1062 ALBERT STREET • YOUNGSTOWN 1, OHIO
 Export Department: Chrysler Building, New York 17, N.Y.

WASHINGTON

(Continued from page 290)

Now BUILD BETTER SHOWERS FOR LESS with FIAT PreCast Receptors!


The ideal floor when shower walls are made of plaster, marble or tile of any kind—metal, plastic, ceramic!



Cut cost, save time—and eliminate one sub-contract by using FIAT PreCast Receptors. When you plan showers with plastic or metal tile walls you save labor—speed completion—by specifying a plumber-installed FIAT receptor. You will get a better shower floor . . . attractive . . . one-piece . . . permanently leakproof. There's no lead pan, no multi-layer construction—nothing that can be affected by building settlement. It's the modern, money-saving way to better shower construction.

SEND FOR FREE FIAT MANUAL—

- COMPARES** methods of shower floor construction
- ILLUSTRATES** receptor applications with various walls
- PROVES** many PreCast Receptor advantages



FIAT METAL MANUFACTURING COMPANY
9301 W. Belmont Ave. • Franklin Park, Illinois — Dept. C

Please send me your new manual on shower floor construction as soon as it's off the press.

Name _____

Address _____

City _____ State _____

visitation not to be anticipated and to be dealt with only on the basis of hastily improvised, ineffective and wasteful emergency measures.”

Recalling New York's experience in the big depression, Mr. Moses said that, because of the lack of advance plans, worthwhile projects were delayed or abandoned. The money was there, the men were ready to go to work, but the blueprints were not available.

Mr. Moses urged a Federal outlay of \$25 million, to be apportioned to local agencies without repayment restrictions, for them to use in screening existing plans and bringing them up to date.

Loans, even if interest-free, would not accomplish the desired result, he contended. It must be assumed, he added, that backlog plans for local public works projects all over the country have become obsolete and require at least partial revision. He estimated at least six months would be required to update these plans, and preparation of new project plans would add another six to 12 months.

PBS FISCAL 1953 REPORT:

32 MAJOR JOBS COVERED

The Public Buildings Service of General Services Administration revised cost estimates on 1600 Federal building projects in fiscal 1953, projects that were reported to Congress as eligible for construction, according to the GSA annual report issued last month.

Major design and construction projects — 32 of them — with total cost of \$214.2 million, reached various stages during the year from design to completion. One of the important projects in this list was the \$21.7 million District of Columbia Hospital Center, to be placed under construction contract later this year.

Also during fiscal 1953 diagrammatic sketches were made to develop a cost estimate of the proposed Bureau of Old Age and Survivors Insurance building for the Department of Health, Education and Welfare, to be located in or near Baltimore. The project was to be assigned to a private architect for de-

(Continued on page 298)

G-E Packaged Units Give Low-cost¹ Air Conditioning in AAA Building

What's the best way to air condition the large building that was never designed for it?

Flexible new General Electric Packaged Air Conditioners provide the answer for A.A.A.'s newly remodeled building in Washington, D.C. Just three G-E units on each floor cool this 30-year-old building. 5, 7½ and 10 horsepower models are used—depending on the space each handles—representing 180 tons in all.

Here's why G-E Packaged Units were selected and why more and more buildings of all kinds are being cooled in this way.

LOW FIRST COST. Equipment is priced surprisingly low. Installation costs are low, too, for remodeling can be held to a minimum. Duct runs are shorter than would be required for a central system. In many applications they are not required at all. No machinery rooms, either.

FIT EVERY APPLICATION. The adaptability of G-E units is unmatched. 3 different sizes were used in the AAA Building, and G.E. makes even more—enough to fit any situation, in-space or out-of-space. They take little floor-space, can be squeezed into corridors and little-used areas.


PARTIAL OPERATION. Zoning is simplified. When only part of a building is in use, units in other areas can be shut off, saving money.

G-E 5-YEAR WARRANTY is another advantage over central systems. G.E.'s sealed-in-steel cooling unit is so trouble-free that G.E. provides 5 years' protection (including labor) on the entire refrigeration cycle. Don't forget, with G-E no expensive maintenance crews are needed.

To find out how you can use G-E Packaged Air Conditioners profitably, write General Electric Company, Sec. AR-1, Air Conditioning Division, Bloomfield, N. J.




NEWLY REMODELED American Automobile Association Building in Washington, D. C., is air conditioned by 3 G-E Packaged units on each floor. Architect for remodeling was A. R. Clas; George H. Riggs, Jr., associate. Consulting engineers: Lanier & Levy. General contractor: Wm. P. Lipscomb Co. Mechanical contractor: Morris and Eagan Co.



RECESSED IN CORRIDOR WALL, this 7½-ton G-E unit sends conditioned air to surrounding offices. Air returns through louvers in doors to unit.



IN-SPACE APPLICATION of 5-ton G-E unit. It air conditions large membership room in which it is located plus other offices. Note streamlined vertical air inlets.



FOR BIG DRAFTING ROOM and other areas, G-E 10-ton unit provides quiet, steady cooling. Individual units like this can be turned off when not needed—others can be left on.

— Packaged —
AIR CONDITIONERS
GENERAL  ELECTRIC

WASHINGTON

(Continued from page 294)

velopment of design, working drawings and specifications. The structure will be fireproof and completely air conditioned. It will have modern lighting, cafeteria, health unit and auditorium, and will house 10 major divisions of the Bureau which now operate in eight separate buildings.

Fiscal 1953 saw PBS handle 296 major renovation projects, and 2350 contracts for repairs.

HOPE FOR MORE CUTS IN DEFENSE FUNDS: TABOR

Congress last month prepared to chop away at the already-reduced Defense Department budget. Rep. John Tabor (R-N.Y.), House Appropriations Committee chairman, cited huge carry-overs of unspent and unobligated balances and said he hoped Congress would find "places where things can be reduced."

Unexpended funds as of June 30 would amount to \$51.6 billion in total for the armed services, Mr. Tabor said. Of this, \$14.2 billion would be for Army, \$13.5 billion for Navy, and \$23.6 billion for Air Force with \$300 million for inter-service activity. Some \$8.5 billion of continuing type money will not have been obligated at all on June 30, according to the Budget Bureau.

With the \$30 billion requested in new appropriations added to this, there would be about \$38.4 billion available for new obligations; of this \$13 billion would be for Army, \$10.5 billion for Navy, and \$14 billion for Air Force, plus over \$800 million for inter-service.

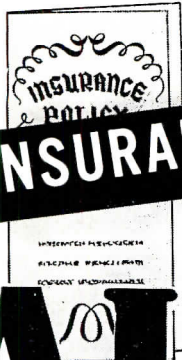
Mr. Tabor's view: "This represents, in my opinion, ample funds for the various activities of the Defense Department, and after the Congress has been over the situation carefully we will hope that we will be able to find places where things can be reduced."

52 CLEARANCE PROJECTS HAVE HHFA'S GO-AHEAD

Reviewing the 1953 program of the slum clearance and urban redevelopment programs of the Housing and Home Finance Agency, Director James W. Follin said Federal loans and grants had been approved for 52 slum areas in

(Continued on page 300)

INSURANCE SAVINGS ALONE



will pay for an

ALGRIP

Safety Floor



Slipping accidents end immediately and insurance costs are chopped when ALGRIP Abrasive Rolled Steel Floor Plate is installed in any plant.



ALGRIP's safety is unmatched by any other material because wet, dry or splashed with oil, ALGRIP stays non-slip . . . even on steep inclines.

Hundreds of tiny abrasive particles impregnated to a controlled depth of penetration into tough, lightweight steel plate give ALGRIP a "grinding-wheel" grain surface that never wears smooth since hard use only exposes new gripping particles . . . an exclusive ALGRIP feature.

ALGRIP foot safety actually costs nothing, because it pays for itself in savings on insurance premiums. Write today for full details. There's no cost or obligation.

ALGRIP is Underwriters' Laboratories approved for safety.

A.W. ALGRIP
Abrasive Rolled Steel Floor Plate



ALAN WOOD STEEL COMPANY


CONSHOHOCKEN, PA.

Please send Booklet AL-19 on how ALGRIP can cut costs and stop accidents.

Name _____ Title _____

Address _____

City _____ Zone _____ State _____



Create new functional beauty

WITH **PETERSON**
HORIZONTAL SLIDING

ALUMINUM WINDOWS

**CLEAN, SIMPLE STYLING—NO FRILLS—
NO PROJECTING PARTS**

**FINGERTIP "ROLL-OPEN" OPERATION ON
STAINLESS STEEL ROLLERS**

EASY TO CLEAN—sliding sash removes into room for convenient indoor washing.

WEATHERTIGHT—high pile mohair provides insulated, draft-free comfort . . . cuts heating and air-conditioning costs.

STURDY—hollow-type aluminum extrusions provide maximum strength for the life of the structure.

FURNISHED COMPLETE—built-in storms and screens with balanced vertical and horizontal sight lines.

WORK SAVING—requires no paint or putty . . . won't rust, rot, warp, stick or swell.

SAFE—positive, tamper-proof locking in closed position and in three ventilating positions.

50 STANDARD SIZES: All designs and sizes popularly specified for residential, commercial and monumental buildings supplied promptly. Standard windows up to six-foot height are available. Write for information on special sizes.

CONSTRUCTED OF sturdy, hollow-type aluminum extrusions—63-S-T5 alloy, minimum thickness .062"—engineered for maximum strength.

- **PETERSON SETS THE PACE** in the trend to aluminum windows. Peterson styling, advanced engineering and horizontal-slide operation are without equal. Thousands of installations coast to coast.

Write for Literature and Name
of Nearest Dealer

Inquiries From Interested Dealers
Are Invited

PETERSON

WINDOW CORPORATION
1383 E. Eight Mile Road • Ferndale 20, Michigan

WASHINGTON

(Continued from page 298)

32 cities, for a potential construction outlay of nearly \$500 million.

The 52 areas constitute approximately one-third of the 154 slum areas in or near actual development stages.

A breakdown of the estimated \$497 million by type of construction showed \$271.3 million is planned for housing (\$257.7 million for private and \$13.6 million for public); \$53.5 million for commercial construction; \$48 million for industrial; and \$107.7 million for public and semi-public construction, plus \$16.7 million for site improvements.

While four types of slum or blighted areas can qualify for assistance under Title I, local public agencies are directing almost all of their efforts toward eliminated slums in or near central areas of their cities. Ninety per cent of the 154 well-advanced projects are residential slums and blighted areas. The balance consists of seven other blighted areas and nine predominantly open land areas—for the most part undeveloped subdivisions that have become blighted.

Other statistics: the 154 project areas embrace a total of some 5700 acres. Individual project areas range in size from two to 325 acres, most containing less than 25 acres each. More than 71,000 families and 77,000 dwelling units are involved. Housing will be the principal re-use in 84 projects or more than half the total. Data from local public agencies covering 85 of the 95 projects in which housing will be at least a part, if not all, of the re-use indicate that 51,000 new dwellings could be built on the land designated for residential re-use under proposed density standards. It is expected that at least 93 per cent of the new housing units will be built by private developers, with about five rental units for every two sales units. Public housing will be the predominant use in only two projects but some public housing is planned in a subordinate role in eight others.

ADDENDA

- Concerned with new problems created by the spillage of jet fuel on air strips, the resulting fire hazard and damage to
(Continued on page 302)

NEW! Ramset

FASTENING SYSTEM

SUPER-POWER JOBMASTER

takes over
where others
leave off

NEW FEATURES for

Performance
Economy
Utility

- Anchors into mild steel up to 1" thick or into hardest concrete
- Increased driving power for more holding power
- Greatly extends economies of powder-actuated fastening
- Working length—15"; weight—7 7/8 lbs.

The combination of the new RAMSET SUPER-POWER JOBMASTER and its made-to-match lines of 3/8" Tru-Set Fasteners and power charges permits a far wider range of heavy-duty fastening than ever before possible with any powder-actuated method.

With penetration and holding power greatly increased, such heavy work as anchoring piping, sprinkler systems, plumbing and other installations can be done far faster and at less cost.

Ask your RAMSET dealer or write us for Specification Booklet No. 100, and for details on how RAMSET SUPER-POWER JOBMASTER can help your contractors reduce costs and speed completion of your projects.



Ramset Fasteners Inc.
12147 BEREA ROAD • CLEVELAND 11, OHIO

Ramset Division,
Olin Industries, Inc.


FIRST IN POWDER ACTUATED FASTENING



... College Library in North Carolina
... Steam Power Plant on Lake Erie

**BOTH WITH
 SKELETONS OF
 BETHLEHEM
 STEEL**

This attractive structure, completed recently at Greensboro, is the library building for the Woman's College of the University of North Carolina. The two-story structure has a handsome facing of red and dark-red brick, trimmed with marble and rubbed brick. Its entrance is framed by huge pillars of smooth white Georgian Marble. The steel skeleton consists of Bethlehem Structural Shapes. *Architects and Engineers:* Lashmit, James, Brown & Pollock, Winston-Salem; *General Contractor:* Fowler-Jones Construction Co., Winston-Salem; *Steel Fabricator:* Carolina Steel & Iron Co., Greensboro; *Steel Erector:* Craven Steel Erecting Co., Greensboro.



Building at left is the Justin R. Whiting electric generating plant of Consumers Power Company. The plant, on Lake Erie at Erie, Mich., has a nameplate capacity of 276,000 kw. The ground area of the main building is approximately 70,000 sq ft; the height of the boiler room is about that of a 16-story building. The framework is built of Bethlehem Structural Shapes. *Architect:* Carl C. F. Kressbach, Jackson, Mich.; *Engineers:* Commonwealth Associates, Inc., Jackson; *Steel Fabricator:* Whitehead & Kales Company, Detroit; *Steel Erector:* Herlihy Mid-Continent Company, Chicago.


BETHLEHEM STEEL COMPANY
BETHLEHEM, PA.

On the Pacific Coast Bethlehem products are sold by Bethlehem Pacific Coast Steel Corporation. *Export Distributor:* Bethlehem Steel Export Corporation



WASHINGTON

(Continued from page 300)



**speeds up the work
cuts down fatigue**



The highly flexible Hamilton Auto-Shift meets the most ambitious drafting table requirements. Convenient hand and foot releases (circled above) provide instant adjustment of board height and slope—permitting fast, frequent change of working position. Floor space is saved too, for Auto-Shift reference desk can be used by draftsman directly ahead. Every Auto-Shift is masterfully constructed of hardwood and steel, with precision parts. For the whole important Auto-Shift story, with ranges of sizes and special purpose models, mail the coupon today!

DRAFTING EQUIPMENT DIVISION

Hamilton

MANUFACTURING COMPANY

Two Rivers, Wisconsin

It's free!
It's complete!

Hamilton Manufacturing Company, Two Rivers 4, Wisconsin
Please send my free copy of the Auto-Shift booklet (ADR-97)

Name _____
Firm _____
Address _____
City _____ State _____

pavements, the Defense Activities Subcommittee of the House Armed Services Committee held hearings to which armed services and industry experts were invited. Chairman William E. Hess (R-Ohio), said the chief concern was with proposed extension of runways and improvement of others. The emphasis was on cost. Tense arguments developed between representatives of asphalt makers and the Air Corps and Bureau of Yards and Docks spokesmen. Air Force directives called for Portland concrete cement only on so-called critical areas — runway ends (1000 ft), warm-up pads, all apron areas including access ramps to hangers or docks, and other areas subject to jet fuel and exhaust. Asphalt people said this was unfair, that their product was cheaper to install and maintain. Committee members were shown a new product — tar-rubber — which the asphalt representatives claimed would solve most of the problems. It results from seven years of experimentation. In one test conducted at the hearing, sample was immersed in jet fuel and showed no signs of disintegration whereas a core of asphalt pavement began to dissolve in the solution.

- Worthwhile construction projects are being prejudiced by use of the term "pork barrel" to describe the nationwide program of Federal projects protecting natural resources. This is the view of Senator Smathers (D-Fla.), who recently contended that the phrase is used to "stampede" many otherwise sound-thinking citizens and legislators into opposing public works planning and construction. It's time for the re-writing of political lexicons and the elimination of this misleading phrase, he told a House Public Works subcommittee.

- The Federal Housing Administration had completed repayment of all money advanced to it by the Federal government when Commissioner Guy T. O. Hollyday, early in March, turned over \$16,450,000 to the U. S. Treasury. The final payment brought to \$85,850,000 the amount FHA had repaid to the Treasury since July 1, 1953. Of this total, \$65.5 million was principal and \$20,350,000 was payment of interest on the money borrowed.

(More news on page 318)

What every Architect and Builder should know.

about Vinyl floor coverings

To help you select and specify the *right* floor for the *right* job, this chart gives you the *facts* on Flor-Ever Vinyls — *the only complete line in the vinyl field.*

	COMPOSITION	TYPE OF UNDERFLOOR	WEARING QUALITIES	COLOR SELECTION	SIZES	ADDITIONAL INFORMATION
FLOR-EVER® STANDARD	.025" vinyl; wears longer; with colors going clear thru to asphalt saturated backing — .065" gauge	Above grade on wood or concrete. On grade concrete slab (with or without radiant heat) tile only — requires special adhesive. Below grade — do not use	Shown by identical tests to have up to twice the abrasion resistance of non-vinyl resilient flooring for home installation	Marbleized effect in choice of 17 colors	By Tile — 9" x 9" By Yard — 72" wide	Available for counter top in 24", 30", 36", 40" widths. Also 1" feature strip
FLOR-EVER CORDROY	(Same as above)	(Same as above)	(Same as above)	Rope-Twist textured effect in choice of 8 colors	9" x 9" Tile	Use Flor-Ever Standard Feature Strip
FLOR-EVER VINYL-ASBESTOS	1/16" vinyl and asbestos semi-flexible tile; colors go clear thru	On grade, above-grade and below grade. Specifically recommended for installation on concrete in direct contact with earth	Wearing surface goes <i>all the way</i> through. Cannot be harmed by moisture or alkali	Choice of 12 vinyl-toned colors	9" x 9" Tile	Fills need for moderate priced flooring for concrete slab floor in contact with earth
FLOR-EVER SUPREME	1/8" flexible tile made from virgin vinyl, colors go clear thru	Above grade. For on grade refer to S-D specifications	Shows highest factor of abrasion resistance	Choice of 15 Marbleized and Crystal-tone colors	9" x 9" Tile	Recommended for heaviest traffic areas in offices, institutions, etc.
FLOR-EVER UNIVERSAL	.125" and .080" flexible tile of homogeneous vinyl; colors go clear thru	(Same as above)	Abrasion tests have shown Universal to be surpassed only by Flor-Ever Supreme	Choice of 12 Crystal-tone colors	9" x 9" Tile	A medium priced tile for heavy traffic areas everywhere. Also in feature strip 1/2" to 4" wide up to 36" long

tear out on this line

PUT THIS VALUABLE INFORMATION IN YOUR FLOORING FILE

For complete, impartial factual information — a ready reference on ALL types of vinyl floors...write Special Services Division, Sloane-Delaware Superior Floor Products, Trenton, N. J.

Sloane-Delaware

SUPERIOR FLOOR PRODUCTS

2. Provide sprinkler protection throughout the premises.
3. Build non-combustible structural-type buildings.
4. Take adequate precautions for the particular conditions under which any cutting and welding operations will be performed. (Four of every eight large-loss industrial fires in 1952

- resulted from cutting and welding operations.)
5. Protect dip tanks by foam, CO₂ or water spray systems.
6. Provide sufficient ventilation if conditions warrant it.
7. Organize private fire brigades.
8. Make suitable arrangements for immediate fire department notification.

The *Factory Insurance Association*, one of the two major industrial fire insurance groups, is urging these features on prospective factory builders:

1. Roof construction of non-combustible materials or sufficiently protected by sprinkler systems to prevent roof collapse in case of fire.
2. Fire walls to break up excessively large areas.
3. Within areas separated by fire walls, curtain boards, or suspended ceiling partitions, to split up ceiling areas.
4. Complete sprinkler protection.
5. Insurance of adequate water supply.
6. Organization of private fire fighting brigades.


F.I.A. has been distributing a booklet describing the Livonia fire and the lessons learned therefrom.

The other major industrial fire insurance group, *Associated Factory Mutual Insurance Companies*, reports fire tests are being conducted by the insurance companies in conjunction with steel roof deck manufacturers. Rates will not be affected by the Livonia fire, they say — but there will be increased emphasis on more fire protection.

National Board of Fire Underwriters Director of Research Matthew Braidech had this to say in a speech before the 41st National Safety Congress and Exposition:

“There is a need for more long-range planning to meet the trend toward structural ‘bigness’ and increased concentration of values to be safeguarded in such occupancies; and, second, some advance thought must also be given to the problem of maintenance of industrial production under conditions of direct military action. Both of these considerations seriously increase the dimensions of the industrial fire and explosion safety problems. In this connection it should be realized that the trend toward decentralization or dispersion of our industry and demands for expansion acreage for future developments is gradually shifting some of the industries to rural areas lacking the required fire fighting equipment and having inadequate water supplies. On the other hand, flow modernization and flexibility of layout and machine arrangement demanded by mass production operations is calling for expansibility in terms of large undivided areas and economic engineering design and light construction.

(Continued on page 306)



Specify Furniture by

HUNTINGTON

—always in good Taste

HUNTINGTON manufactures a complete line of seating units, beds, cases and occasional furniture for every use.

HUNTINGTON also manufactures high quality precision made pre-built units for nurses' and students' quarters. If your client is quality minded write us for quotations.

HUNTINGTON furniture is designed by Jorgen Hansen and Jens Thuesen — your clients assurance that Huntington furniture is always in good taste.

HUNTINGTON provides you with complete specifications, detailed drawings and pictorial catalogues. Visual proof of high quality and good design.



MAIL TODAY

AR Please mail complete information about Huntington furniture to:

Company _____


City _____

Attach to your letterhead and mail to:
Huntington Chair Corporation, Huntington, W. Va.



HUNTINGTON
CHAIR CORPORATION
HUNTINGTON, WEST VIRGINIA

Permanent Showrooms: Huntington, Chicago and New York



Sherwin-Williams Paints
selected for new

EDGEWATER TOWERS!

In the new 2½-million-dollar Edgewater Towers Apartments overlooking Lake Eric on Cleveland's West Side, Sherwin-Williams Paints were selected for all interior and exterior painting. Over 400 tenants in 205 suites are enjoying the pleasing harmonies of Sherwin-Williams color.

There is a Sherwin-Williams product for every interior and exterior painting need . . . a paint product designed especially for the job specified. Ask your Sherwin-Williams Representative for your copy of *Painting Specifications and Buyer's Guide*. This handy book will relieve you of many of the details of specification writing and will assure you the finest finish available for the job.

Fridy, Gauker, Truscott and Fridy, Philadelphia, Pa.
—Associate Architects
Byrne Organization, Inc., Washington, D. C.
—Builders
The Wm. Downie Co.
—Painting Contractor



SHERWIN-WILLIAMS

ARCHITECTURAL SERVICE DIVISION
CLEVELAND 1, OHIO

"With all of the above trends, it must be recognized that the possibility of fires and explosions is never remote, and their element of suddenness makes it imperative that a constant development in our safety technology and a continuously sustained prevention and protection program provide the answer to this challenge."

The *Ford Motor Company* tests were conducted on two units, each 800 sq ft in area, with typical beam construction, standard purlin spacing and concrete footings. Built-up roofing on metal decks was used in both cases; one with vapor seal, the other without.

The following conclusions were drawn:

1. Vapor seal drips through the roof at

360 F and burns under the roof at 425 F.

2. Deck temperatures in excess of ambient temperatures can be reached due to the combustion of components of the vapor seal asphalt.
3. Rapid heating of the standard roof generates pressure between insulation and the deck, which leads to high velocity release of combustible vapors and molten asphalt.
4. Asphalt pitch will not sustain combustion without applied heat.
5. There is no evidence that asphalt pitch vapor seals spread fires in advance of applied fires.
6. Elimination of vapor seal reduces the intensity of the roof fire produced and increases the time required for such action.
7. Rigid fiber board insulation will not sustain combustion for a significant period.

Conclusions drawn with respect to the efficiency of protective measures indicated that spray head sprinklers can effectively control "cold oil" fires of a substantial size and can control roof fires as long as adequate water pressure is maintained.

Miscellaneous Deductions

Fire underwriters have concluded from the GM fire that an asphalt pitch roof on steel deck in the absence of automatic sprinkler protection will not withstand heat to any high degree or for any length of time without buckling and permitting tar, asphalt and pitch to melt and contribute to the fire by dropping into the area below.

The use of concrete roof decks has been suggested as an alternative. There are some who question whether this would result in any greater protection, since, they say, asphalt pitch would drip through concrete decks as readily as it would through steel decks. Concrete decks would, in addition, result in higher structural costs. Dry roof construction is being considered as an additional possibility.

On the other hand, one fire prevention authority feels that the roof has been unfairly blamed as a cause of the spread of the GM fire. In his opinion, the open area plant design, lack of roof vents, and inadequate sprinkler protection were the factors responsible. This attitude is

(Continued on page 308)



Kroger supermarket in Glendale, Missouri. Architect: Cay Weinel, St. Louis, Missouri. Contractor: White Development Corporation, St. Louis, Missouri.

EASY DOES IT

... with lightweight, versatile

LACLEDE STEEL JOISTS


Fast placing and erection . . . combined with modern design and strength make Laclede Steel Joists the answer to today's needs in roof construction.

Specify these LACLEDE Products:

- Multi-Rib Reinforcing Bars • Steel Pipe • Welded Wire Fabric
Form and Tie Wire • Spirals • Conduit • Corrugated Steel Centering



LACLEDE STEEL COMPANY
St. Louis, Mo.



... where
"dynamic form"
shapes piping
to new demands

JOHNSON'S WAX adds new evidence to the efficiency record of Jenkins Valves

JOHNSON WAX TOWER

Architect: FRANK LLOYD WRIGHT

General Contractors: WILTSHECK AND NELSON, INC.

Consulting Mechanical Engineers:

SAMUEL R. LEWIS & ASSOCIATES

Piping Contractor: JOHN FEINER PLUMBING COMPANY


Symbolic of the advanced design principles that guided the building of the Johnson's Wax Administration and Research Center at Racine, Wisconsin, is the world-famed core-supported Research and Development Tower. Designed by Frank Lloyd Wright, this modern, 14-story laboratory provides every facility known to science for the continuous development and improvement of Johnson's Wax products.

The efficient use of space to provide open, well-lighted working areas in modern industrial structures necessitates careful planning of various plant service lines. In the world-famed Johnson's "Heliolab", for example, all piping and duct systems are standardized vertically in a single central shaft measuring 13 feet in diameter. Thus, pipelines serving plumbing and heating, air-conditioning, and all apparatus supply needs are confined to a minimum of space. Direct takeoffs at each of the 14 operating floors eliminate the complex hookups usually found in laboratory buildings. More than 1700 valves are used in tower service lines.

To assure trouble-free operation of such unique and closely coordinated facilities, all components were selected on the basis of proved dependability, safety, and long-range maintenance economy. Johnson's Wax engineers had first hand evidence of the high rating of Jenkins Valves from previous installations in plant and office buildings.

This confidence in the demonstrated *extra measure* of efficiency and economy provided by Jenkins Valves is shared by plant operating managements in every type of industry.

Despite this extra value, *you pay no more* for Jenkins Valves. For new installations, for all replacements, let the Jenkins Diamond be your guide to lasting valve economy. Jenkins Bros., 100 Park Ave., New York 17.



For a new addition to the wax manufacturing building, most recent enlargement of the Johnson's Wax plant, Jenkins Valves were again chosen. Above they are shown in a process piping hookup which supplies raw materials to a series of mixing kettles. Piping contractor for the new addition was Advance Heating Company, Racine, Wis.

JENKINS
LOOK FOR THE DIAMOND MARK
VALVES



Jenkins Bros.

Sold through Leading Industrial Distributors Everywhere

shared by several architects who express themselves as unwilling to discard long years of favorable experience with this type of roof.

It has been pointed out by insurance officials and a number of architects and engineers that the presence of roof vents would have prevented the Livonia fire from spreading in the mushroom fashion

that it did. In the opinion of one architect of large experience in industrial building design, the lesson learned at Livonia may well result in a new conception regarding the use of skylights and other forms of roof openings as fire protection devices. At Livonia, he notes, oily condensates which were byproducts of heat-treating processes had accumu-

lated on underside of the roof and when subjected to high temperatures vaporized and added considerable fuel to the fire. The presence of roof vents, it is contended, would have permitted the intense heat being generated to escape and thus cause no further trouble. In considering this development at Livonia, N.F.P.A. now recommends that buildings or rooms where flammable liquids are used or stored should be provided with ventilation sufficient at all times to prevent accumulation of flammable vapors.

One N.F.P.A. official is particularly strong in his recommendation that the large open areas characteristic of so many of today's industrial plants be reduced. He calls it a grave mistake for management to concentrate any essential production process in one large segmented area. If loss of production of any one component being manufactured means a loss of total production, he says, fire risk can be minimized only by housing this process in two or more buildings or in one building in which large areas have been segmented.

Fire prevention and protection engineers are in agreement that the design of industrial buildings must include a careful study of the manufacturing processes to be housed and that fire prevention measures must be incorporated into building design whenever these processes involve combustible materials.

BUILDING OUTLOOK "FIRMED"

An official of the Federal Reserve System reported to Congress that the outlook for the crucial construction industry has firmed since the start of the year. Winfield W. Riefler, assistant to the chairman of the board of governors of the Federal Reserve System, told the Joint Committee on the Economic Report that since the President's economic report was prepared, there had been "further confirmation of the view there expressed that increased outlays by state and municipal authorities would help bulwark the economy this year." Also, "The fact that state and municipal expenditures and also construction expenditures now projected for 1954 are currently firm . . . is in part a direct response to the readier availability of capital funds."

Floor Specifications

Your solution for lasting protection and beauty on every floor you specify.

Will the floors you specify today be attractive and unscathed by wear ten years from now? They can be with proper maintenance methods.

The Multi-Clean Method of floor care consists of tested and proved procedures for every kind of floor . . . wood, asphalt tile, rubber tile, terrazzo, concrete, marble and many others. It combines the correct materials and equipment with the proper techniques to do a better floor maintenance job faster, easier and more economically. You can depend on The Multi-Clean Method to keep floors new and well protected against hardest wear year after year.

Multi-Clean manufactures a complete line of floor waxes, floor seals, floor treating materials of all kinds and floor maintenance equipment. Write today for complete information.

WOOD
CONCRETE
LINOLEUM
ASPHALT TILE
RUBBER TILE
ASBESTOS TILE
UI



FLOOR TREATING MATERIALS



FLOOR MACHINES



SCRUBBING MACHINES



WET-DRY VACUUM CLEANERS

see our catalog in ARCHITECTURAL FILE or write for copy

LOOK IN SWEET'S

Refer to Folio No. $\frac{12L}{MU}$ Sweet's Architectural File for our 8-page catalog describing the complete Multi-Clean line.

MULTI-CLEAN[®]


PRODUCTS, INC.

2277 Ford Parkway

Dept. AR-4,


St. Paul 1, Minn.

THE MULTI-CLEAN METHOD: The Only Complete Floor Maintenance Program Available Through Authorized Distributors Everywhere.



This proved daylighting method opens new horizons for educators, architects and builders seeking to create the ideal environment for learning.

America's most advanced schoolroom



Twelve years of research at the Daylighting Laboratory, University of Michigan, made this "classroom of tomorrow" possible, today.

THE COMBINATION of Toplite Panels and Light-Directing Glass Block makes every previous concept of schoolroom planning, decoration and arrangement outdated. No longer is it necessary to confine close detail work to the area nearest the windows.

For example, in this experimental classroom the combination of Toplite Panels in the roof and Light-Directing Glass Block in side walls provides adequate natural illumination even on an overcast day.

The ideas perfected in this "classroom of tomorrow" are available to you, *today*. Write for the details. Address: Classroom Research, Owens-Illinois, Dept. AR-4, Box 1035, Toledo 1, Ohio.

GLASS BLOCK AND TOPLITE PANELS
TWO **Ⓢ** PRODUCTS


OWENS-ILLINOIS
GENERAL OFFICES • TOLEDO 1, OHIO

architectural session. In this one, the subject was presented by Architect Alonzo Harriman, Auburn, Maine, and Educational Consultant N. L. Engelhardt Jr. of New York, who were then "interrogated" by a panel of school superintendents and members of the audience in a very lively discussion. Both the speakers emphasized the importance of recognizing and avoiding *unwise* economies if the school building

dollar is to be really well spent. They stressed as a fundamental premise of any school building program the need for designing on a broad scale in preparation for changes to come, for expansion or contraction as indicated by future enrollment shifts. Mr. Harriman warned against reliance on architectural "tricks" of shape or grouping which even though workable under present conditions might contribute to earlier obsolescence.

Other sessions on school facilities at the convention: "Designing the School Building to Serve Non-School Community Needs" (a joint meeting with the Division of Country and Rural Area Superintendents of the N.E.A. Department of Rural Education); "Financing Construction and Operation of Schools in Federally Impacted Areas" (a joint meeting with the National Council of Chief State School Officers); and "School Building Planning as a Cooperative Project" (a joint meeting with the N.E.A. Department of Classroom Teachers). There were no architects among the speakers at these sessions.

The architectural exhibits were thronged with visitors throughout the convention. A.A.S.A. attitude toward them as revealed in a note on the inside cover of the convention's official program: "What's new in schoolhouse construction? See the school building architectural exhibit . . . [which shows] forward-looking developments in structural design and classroom arrangement; use of new materials and equipment; possibilities of getting more for the school building dollar."



BUILDING BETTER HOMES WITH WOOD

Free

Colorful new booklet, "Building Better Homes with Wood"

more than 125,000 housing units have been built with versatile, economical

TECO TRUSSED RAFTERS

By eliminating all load-bearing partitions, Teco Trussed Rafters provide clear span roof construction that affords flexibility of interior design and speeds up building schedules.

Common 2x4's and 2x6's, put together in pairs with TECO WEDGE-FIT Connectors, form trussed rafters that save material and labor.

Additional time and cost advantages are realized in using TECO Trip-L-Grip Framing Anchors in all secondary connections.



TIMBER ENGINEERING COMPANY

1319 18th Street, N. W., Washington 6, D. C.

Please send FREE copy of your new booklet, "Building Better Homes with Wood".

NAME.....


FIRM.....

STREET.....

CITY..... ZONE..... STATE.....

AR-542

Specify TECO WEDGE-FIT CONNECTORS and Trip-L-Grip Framing Anchors



Two of the four schools which received Honorable Mentions in A.A.S.A.-A.I.A. exhibit. Above: Bryn Athyn, Pa., Elementary School; Vincent G. Kling, Architect. Below: Beverly Elementary School, Birmingham, Mich.; Eberle M. Smith Associates Inc., Architects. Other Honorable Mentions went to Laredo, Tex., Junior High School, Caudill, Rowlett, Scott & Associates, Architects; and Cumberland Valley, Pa., High School, E. G. Good Jr., Architect




Note to ARCHITECTS who are stressing QUALITY MATERIALS

Reproduced at the right is one of the Institute advertisements appearing in consumer magazines during March and April. Architects in every city in the United States are telling hundreds of their clients the story of quality materials in plumbing drainage systems. These advertisements are backing up the fine personal work of these architects who are seeking constantly to raise the standards of home sanitation. Institute advertising will reach more than 12 million readers during March and April.



If you bury a mistake you'll dig it up later

When a plumbing system is installed it usually must be approved by a plumbing inspector. In a recent survey hundreds of plumbing inspectors were asked what material is their choice for house sewers. 98% of those replying named *cast iron*. There is sound reason for this choice. The pipe itself resists settling, distortion, root penetration. And every joint of cast iron soil pipe is packed with oakum and caulked with molten lead. Note the illustration. Today with plenty of cast iron there is no need for using non-metallic substitutes. Send for the free booklet on plumbing drainage and learn why it always pays to



USE CAST IRON SOIL PIPE AND FITTINGS



The Mark of Quality and Permanence

CAST IRON SOIL PIPE INSTITUTE

1627 K Street, N.W., Washington 6, D. C.

Dept. BHG-3

- To help us avoid ever having to dig up our house sewer, send us your 16-page booklet on Plumbing Drainage.
- Our _____ Club is interested in seeing your sound movie "Permanent Investment".

Name _____

No. & Street _____

City _____

Zone _____

State _____

USE PERMANENT CAST IRON SOIL PIPE AND FITTINGS

Take Advantage of These
Added Helps for
ARCHITECTS

You will want to arrange for the use of the Institute's sound movie "Permanent Investment." This 20-minute picture, dramatizing the story of cast iron, is an excellent presentation for both consumer and business groups. To get full information on the film, and a copy of the consumer folder, "What You Should Know about Plumbing Drainage," use the handy coupon.



THE MARK OF
QUALITY AND
PERMANENCE

CAST IRON SOIL PIPE INSTITUTE

Dept. AR-4, 1627 K Street, N. W.
Washington 6, D. C.

- Send educational folder, "Plumbing Drainage."
- Our local _____ Club wants to see your movie, "Permanent Investment." Tell us how to arrange for use of film, free.

Name _____

Address _____

City _____

Zone _____

State _____

this situation appears when consideration is given to the part increased efficiency in builders' operations and improved quality of their product developed through research plays in lowering the risks involved in lending operations of the financial industry which annually invests in the neighborhood of \$16 to \$18 billion in nonfarm residential mortgages under \$20,000, not including the additional amounts in-

involved in commercial short-term construction loans on new construction and rehabilitation of existing dwellings. Alternately, should the government's research activities in the housing field be measured in terms of its cost per dwelling constructed, the realization of savings to the industry of only \$1.25 per unit on the approximately 3.6 million units started during the period would more than pay for the tax dollars of

investment represented by the \$4.3 million expended from January 1950 to date."

HHFA Research: A Summary

Key to symbols: P—published; TBP—to be published; X—not to be published

URBAN STUDIES

- Study of Residential Mobility (O-U-65)—Columbia University. TBP.
- Growth Patterns of Metropolitan Areas (O-U-66)—Miami University. P.
- Cost of Municipal Services for Residential Areas (O-U-68)—Harvard University. TBP.
- Survey of a Potential Redevelopment Area (O-U-81)—American University. X.
- Administering Municipal Building Codes (1-R-96)—Syracuse University. P.
- Training Program for Building Officials (1-R-97)—Syracuse University. P.
- Journey to Work (1-E-116)—Cornell University. X.
- Savannah River—Impact of Atomic Installation on the Community (1-E-117)—University of North Carolina. P.
- Morrisville, Pa.—Impact of Atomic Installation on the Community (1-E-121)—University of Pennsylvania. TBP.

HOUSING ECONOMICS

Housing Market Analysis

- A Study of Housing Market Analysis (O-E-48)—Columbia University. P.
- Comparison of Housing Market in Different Parts of a Locality (O-E-69)—Georgia Institute of Technology. TBP.
- Techniques for Measuring Vacancy Rates in a Community (O-E-70)—University of Denver. TBP.
- Techniques for Forecasting the Residential Housing Market (O-E-71)—University of Miami. P.

Housing Supply Analysis

- Techniques for Making Intercensal Housing Surveys (O-E-46)—U. S. Bureau of Census. X.
- Measuring the Volume of Residential Conversions and Demolitions (O-E-47)—U. S. Bureau of Labor Statistics. P.
- Use of Sampling Technique (1-E-91)—University of Denver. TBP.


Housing Production and Cost Analysis

- Study of Marketing Functions in Building Products Distribution (O-E-49)—University of Pennsylvania. TBP.
- Structure and Problems of the Home Building Industry (O-E-50)—University of California. P.
- Cost Accounting Systems for Home Builders (O-E-52)—University of Michigan. P.
- Labor Relations in the Building Industry (O-E-57)—University of Michigan. X.
- Size of Operations of Residential Builders (O-E-74)—Bureau of Labor Statistics. P.
- Materials and Labor Savings (1-T-118)—University of Illinois. TBP.

(Continued on page 314)

Specify P & S Super A.C. SWITCHES

For: Extra Long Life at Full Rated Load Maximum Service Quiet Operation



P&S Super A.C. Switches are listed as approved by Underwriter's Laboratories, Inc. for use up to their full rated capacity for —

1. Fluorescent Lamp Loads. Up to full rated capacity at voltages from 120 to 277. Only half as many P&S Super Switches needed as compared with ordinary type that may be used only up to 1/2 rated capacity.
2. Inductive Loads. P&S Super A.C. Switches can be used up to 277 Volts at full rated capacity.
3. Incandescent Lamp Loads. P&S Super A.C. Switches can be used up to full rated capacity.
4. Motor Loads — P&S Super A.C. Switches can be used up to 277 Volts at 80% of current rating of switch.

AND WHAT'S MORE—P&S Super A.C. Switches are designed and manufactured to give you many times the performance of ordinary snap type switches.

Write now for complete information on this Revolutionary New Switch.

Department A

**P & S Super A.C. Switches
15 and 20 Ampere Types
Single Pole, Double Pole, 3 Way
Sturdy Brown or Ivory Handles
Totally Enclosed
Large Head Binding Screws
May Be Mounted in Any Position
Back or Side Wiring**

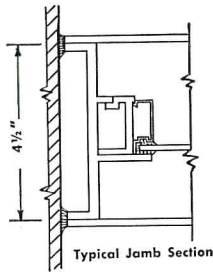
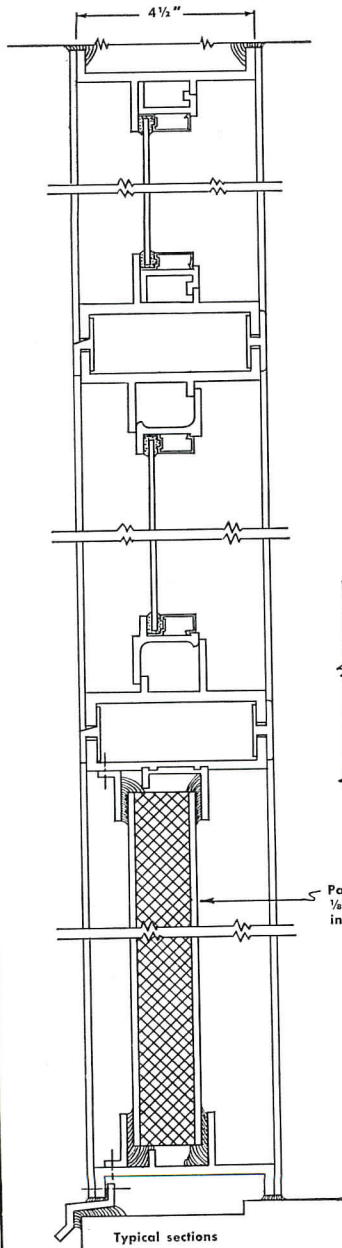
PASS & SEYMOUR, INC., SYRACUSE 9, N. Y.

OFFICES: 71 Murray Street, New York 7, N. Y.
1229 W. Washington Blvd., Chicago 7, Ill.

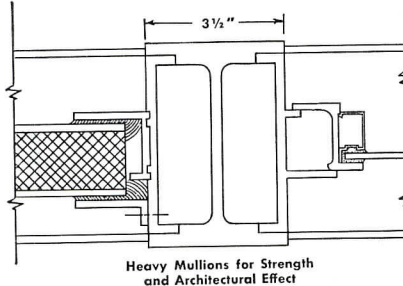
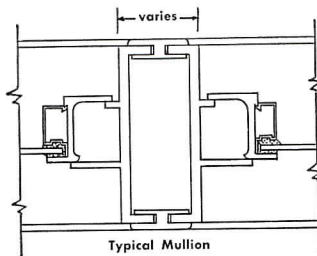
VAMPCO

Announces


the new
WINDOW WALL



1-11/16" to 4-1/16"



Panel varies
1/4" to 2 1/2"
in thickness



VAMPCO'S Window Wall adds beauty and strength to modern architecture. The construction members are Heavy Ribbon extruded aluminum of high tensile strength. Ventilating sections may be had with either Project-in, Project-out or Casement type units. Paneling, which usually occurs at floor intersections can be of almost any material. Our Engineering Department will adapt our window sections to suit the paneling of your choice. Windows may be Inside or Outside Putty Glazed. No Screws are visible and windows are assembled and shipped in large sections for economy.



**A NAME THAT MEANS THE VERY FINEST
IN LIFELONG ALUMINUM WINDOWS**

VAMPCO WINDOWS ARE IN SWEETS FILE OR
YOU MAY WRITE DEPT. AR-44 FOR PARTICULARS.

VALLEY METAL PRODUCTS COMPANY
PLAINWELL, MICHIGAN
A SUBSIDIARY OF MUELLER BRASS CO. • PORT HURON, MICHIGAN

THE RECORD REPORTS

Miscellaneous

- Survey of Cooperative Housing Associations (O-E-76)—Bureau of Labor Statistics. P.
 Planning Survey of Interracial Housing (O-E-77)—New York University. X.

HOUSING FINANCE

- Financing Housing Construction in Selected Northwestern Cities (O-F-79)—University of Washington. P.

Housing Research (Cont. from p. 312)

- Financing Housing Construction in Selected Midwestern Cities (O-F-61)—Indiana University. P.
 The Mortgage Market of Jacksonville, Florida (O-F-63)—University of Florida. P.
 The Mortgage Market of Hagerstown, Maryland (O-F-73)—University of Maryland. P.
 The Mortgage Market of the San Francisco Bay Area (O-F-80)—University of California. P.
 Financing of Conversions (1-F-126)—University of Pittsburgh. TBP.

HOUSING TECHNOLOGY

Dwelling Space and Room Arrangement

- Residential Space Utilization (OT-37)—University of Illinois. TBP.
 Factors Influencing Recent Home Purchases (OT-84)—University of Michigan. TBP.

Structural Components of Houses

- Long-Range Effect of Weather on Wood-Frame Construction (1950-1)—Pennsylvania State College. P.
 Temperature and Humidity in Selected Pennsylvania Houses (1950-2)—Pennsylvania State College. P.
 Temperature and Humidity in Selected Minnesota Houses (STR-3)—University of Minnesota. P.
 Studies of Light-Gage Tubular Steel Columns (STR-7)—National Bureau of Standards. P.
 Measurement of Snow Loads for Use in Roof Design (STR-8)—U. S. Weather Bureau. P.
 Methods of Termite Control in Gulf State Dwellings (STR-18)—U. S. Bureau of Entomology and Plant Quarantine. P.
 Rain Penetration of Wood Siding (STR-20)—U. S. Bureau of Plant Industry, Soils, and Agricultural Engineering. P.
 Design of Concrete Floor Slabs to Withstand Soil Movement (OT-22)—Southwest Research Institute. X.
 Recommended Practices for Wood-Frame Dwelling Construction (OT-23)—U. S. Forest Products Laboratory. TBP.
 Performance of Wood Homes Built Using Current Construction Practices (OT-24)—U. S. Forest Products Laboratory. TBP.
 Stiffness Requirements for Wood Floor Systems (OT-25)—U. S. Forest Products Laboratory. TBP.
 Tests on Performance Standards for New Wall and Floor Construction (OT-26)—U. S. Forest Products Laboratory. X.
 Effect of Large Window and Door Openings on Strength of Walls (OT-27)—U. S. Forest Products Laboratory. X.
 Weather Effects on Frame Construction (1-T-88)—Pennsylvania State College. P.
 Condensation in Frame Walls (1-T-89)—Pennsylvania State College. X.
 Modular Coordination (1-T-108)—Illinois Institute of Technology. X.
 Modular Coordination for the Builder (1-T-128)—American Architectural Foundation. TBP.
 Climatology (1-T-130)—Massachusetts Institute of Technology. P.

Materials of House Structure

- Investigation of Properties of Flashing Materials (STR-10A)—National Bureau of Standards. X.
 Design Standards for Lightweight Aggregate Concrete (STR-11)—National Bureau of Standards. P.
 Effect of Cleaning Detergents on Paint Vapor Barriers (STR-14)—National Bureau of Standards. TBP.
 Durability of Soil Covers Used in Crawl Spaces (STR-19)—U. S. Bureau of Plant Industry. P.

(Continued on page 316)

Key to symbols: P—published; TBP—to be published; X—not to be published



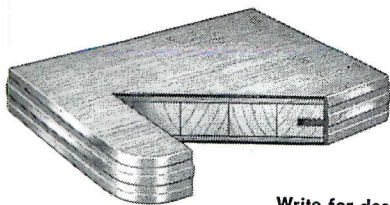
"Keep that hat on your head and that string on your finger until you remember that when we want the very best in plastic laminates... we specify FARLITE!"

FARLITE

MEMBER OF BUREAU OF HOME GUARANTEED BY Good Housekeeping 1954 ADVERTISED THEREIN

... the very best in PLASTIC LAMINATES

Whatever the job — residential, commercial, or industrial — you (and your clients) will be better satisfied if you specify FARLITE when you plan new construction or remodel present facilities. It's the very best in plastic laminates for partitions and paneling... for counter, table, desk, bar, and soda fountain tops... for decorative interior treatments... for a host of other uses. Its glass-smooth, non-porous surface is sanitary, easy to clean, permanently beautiful... resists heat and burning cigarettes... is not affected by alcohol, grease, fruit acids, mild cleaning solutions... will not chip or fade.




SUPERIOR CONSTRUCTION... FULL RANGE OF COLORS AND DESIGNS

Farlite's superior 5-ply construction means extra smoothness and warp resistance. Over 50 new standard colors and patterns give you full decorative range... edges can be supplied with metal trim or natural wood finish. Also available in standard sheet stock or can be made up to your specifications.

Write for descriptive folder and name of nearest distributor.


PLASTICS DIVISION
FARLEY & LOETSCHER MFG. CO., DUBUQUE, IOWA

How CRANE helps you plan kitchens



The focal point of most any kitchen is the sink. And this Crane Sunnyday sink is as beautiful as it is practical. Comes in eight colors. One of many new Crane sinks covering a wide price range.

Crane offers you the most modern fixtures for both kitchens and bathrooms. In fact, the wide choice of Crane styles, sizes, colors, and prices gives you equipment to match the needs of any plan...any budget. And, of course, the fact that most people prefer Crane means that, whenever you specify it, your clients will appreciate your giving them the best!



Here you see the beveled "control panel" of a Crane Sunnyday sink. It reflects the built-in quality and distinctive styling of all Crane kitchen equipment. And, as you know, Crane offers one of the most complete selections of kitchen equipment in the business.

From colored sinks to gleaming cabinets... from ranges to dishwashers... from ventilating fans to garbage disposers, Crane gives you matched kitchen equipment to solve any planning problem.

For further information, see your Crane Architects' Catalog... or call your nearby Crane Branch or Crane Wholesaler.

CRANE CO.

GENERAL OFFICES: 836 SOUTH MICHIGAN AVE., CHICAGO 5
VALVES... FITTINGS... PIPE... PLUMBING AND HEATING

THE RECORD REPORTS

Moisture and Decay in Crawl Spaces Beneath Houses (STR-21)—Bureau of Plant Industry Soils, and Agricultural Engineering. P.
 Relation of Moisture Content to Change in Volume of Concrete Building Blocks (STR-22)—University of Toledo. P.
 Measurement of Burning Characteristics of Building Materials (OT-28)—U. S. Forest Products Laboratory. X.
 Improvement of Mastic Cements for Floor, Wall and Ceiling Surface Materials (OT-29)—U. S. Forest Products Laboratory. TBP.

Housing Research (Cont. from p. 314)

Performance Standards for Improvement of Low-Cost Flooring (OT-30)—U. S. Forest Products Laboratory. X.
 Miscellaneous Research on Doors, Lumber, and Insulation Board (OT-31)—U. S. Forest Products Laboratory. X.
 Duct Materials (1-T-102)—National Bureau of Standards. X.
 Concrete Masonry Units (1-T-110)—University of Toledo. TBP.
 Shrinkage Test for Concrete Units (1-T-122)—University of Toledo. X.

Materials Use Survey (1-E-104)—Federal Housing Administration. P.
 Home Fire Hazards (1-T-131)—Southwest Research Institute. X.

Housing Sanitation

Sewage Disposal Systems for Homes Isolated From Trunk Sewers (ME-1)—U. S. Public Health Service. P. and TBP.
 Improvement of Conventional Household Plumbing Systems (ME-2)—National Bureau of Standards. P.
 Performance Requirements for Household Sewer Materials (ME-4)—National Bureau of Standards. X.
 Development of Simplified Plumbing Systems (1950-51)—University of Illinois. X.
 Sewage Disposal Systems (1-T-90)—U. S. Public Health Service. TBP.
 Materials Conservation in Plumbing (1-T-109)—University of Maryland. X.
 Residential Water Devices (1-T-114)—Pierce Foundation. X.

Heating and Air Conditioning

Development of Improved Heating Systems for Small Homes (ME-7)—National Bureau of Standards. X.
 Thermal Conductance Factors of Insulating Materials (ME-12)—National Bureau of Standards. TBP.
 Design Data for House Chimneys (ME-13)—U. S. National Bureau of Standards. X.
 Measurement of Heat Losses Through Ventilation (ME-14)—National Bureau of Standards. X.
 Forced Air Systems (1-T-95)—Denver University. X.
 Panel Heating Systems (1-T-124)—National Bureau of Standards. TBP.
 Baseboard Radiators (1-T-125)—National Bureau of Standards. X.

Miscellaneous

Guides for Cooperative Self-Help Dwelling Construction (OT-42)—Tuskegee Institute. P.
 Cost Comparisons Among Industrialized House Builders (OT-85)—Massachusetts Institute of Technology. X.
 Multi-Story Family Housing (1-T-99)—Illinois Institute of Technology. X.
 Self-Help Housing in Alaska (1-T-100)—University of Minnesota. X.
 Demonstration House (1-T-119)—University of Illinois. TBP.
 Demonstration House (1-T-123)—Southwest Research Institute. P.
 Demonstration House (1-T-132)—New York University. P.
 Technique: Potential and Need (1-E-92)—University of Miami. X.
 Prefab Organizations (1-E-101)—Cornell University. P.

GENERAL

A Survey of Housing Research in the United States (OT-59)—National Academy of Sciences. P.


Key to symbols: P—published; TBP—to be published; X—not to be published

FACTS FOR ARCHITECTS ABOUT "CONSTRUCTION BY ADHESION" **

HERE ARE NEW METHODS
 WHICH MEAN SUBSTANTIAL
 SAVINGS IN LABOR AND
 MATERIALS FOR MODERN CONSTRUCTION
 in both **NEW** building and **MODERNIZATION**

WRITE TODAY FOR RECOMMENDED SPECIFICATIONS ON
 1. Setting Genuine Clay Tile. 2. Insulating Ducts. 3. Insulating walls and ceilings
 either by Direct Adhesion or in conjunction with Surface Anchors. 4. Installing
 floor runners; bonding furring strips.

1.



Today it is normal procedure to install clay tile in hotel bathrooms without losing a night's revenue. This illustration shows one of the 144 rooms in the White Plaza Hotel, Dallas, Texas, in which MIRACLE ADHESIVE was used to do the job from the time the guest left his room in the morning until he returned that afternoon.



Plaster applied over wire and cork which has been attached to aluminum ducts using MIRACLE ADHESIVE and MIRACLE SPINDLE ANCHORS at John Hancock Mutual Life Insurance Co. Building, Boston, Mass. ARCHITECT, Cram and Ferguson. BUILDER, Turner Construction Co.

2.

3.



FIBERGLAS insulation, Type PF-613, 2" thick—bonded to concrete ceiling using MIRACLE PRONGED ANCHORS at Radio City Studio 6B, New York, N. Y. CONTRACTOR, William J. Scully, Inc., New York, N. Y.



WOOD RUNNERS installed on concrete floors with MIRACLE ADHESIVE and MIRACLE ANCHOR NAILS to support 2" solid partitions. Washington Circle Apartments, Washington, D. C. GENERAL CONTRACTOR, Charles H. Tompkins Company.

4.

VISIT MIRACLE EXHIBIT AT ARCHITECTS SAMPLES CORP. 101 PARK AVE., NEW YORK CITY
 Distributed Coast to Coast and in Canada

this letter was written 24 years ago

NEW YORK OFFICE
PERSHING SQUARE BUILDING
100 EAST 42ND STREET
TELEPHONE - ASHLAND 8884

CABLE ADDRESS
BALLINGER, PHILADELPHIA
BELL PHONE PENNYPACKER 8806
KEYSTONE PHONE RACE 7481

THE BALLINGER COMPANY

AN ORGANIZATION OF

ARCHITECTS AND ENGINEERS

S. E. COR. 12TH AND CHESTNUT STS.

PHILADELPHIA

September 9, 1930.

MR. WM. M. HUNTER,
F. W. Dodge Corporation,
1321 Arch Street,
Philadelphia, Pa.

DEAR MR. HUNTER:

I recently saw a chart your organization is using to bring to the attention of your prospective subscribers the value of your report service in directing the operations of salesmen and eliminating useless sales calls.

Let me say, from the standpoint of one who is on the receiving end, that random calls by salesmen are quite as disturbing and costly to the architect as they are to the firms employing the salesmen.

When we give information to you the number of random calls made upon us is decreased. Men that call usually have a definite story to tell us about a job we have under way. We welcome a caller on such a mission, but the random caller is a time waster.

So important do we consider the release to you of timely information on our jobs—news on plans we have in progress, lists of bidders, awards of contracts, and so on—that we make it a practice to collect this news from our executives and give it to your reporter at a regular time each day. Before our news is given out for general release, it is given to your organization.

This is not done as a courtesy, but because it is good business for us. At one or more periods in the progress of each project we handle, the men in charge need information. When we advise you of our work, we get the data we need when we need it.

Your Sweet's Catalogue Service and your Special Inquiry Department are other services for which we have much respect and which we use regularly.

Dodge, in my opinion, occupies a key position in the construction industry, serving as a clearing house for information that benefits all concerned. This organization is glad to co-operate with you.

Yours very truly,
THE BALLINGER COMPANY,



WM. R. FOGG, Secretary,
Registered Engineer.

WRF:MEH

*Its message
to architects
is just as valuable
today. . .*

Year after year a continually growing number of leading firms in new construction depend upon the information secured by Dodge Reporters to save their salesmen's time and the time of architects upon whom they must call.

This is possible today as it was 24 years ago, or 60 years ago, because architects have recognized that their best interests are served when this information is promptly available in Dodge Reports.

DODGE REPORTS

Construction News Service

119 West 40th Street, New York 18, N. Y.

F. W. DODGE

CORPORATION

ON THE CALENDAR

April

- 1-6 Sixth Annual National Brickmason Apprentice Competition, sponsored by the Bricklayers, Masons and Plasterers International Union — Los Angeles
- 8 Future Directions and Changes: What Is the Expression of Our

Times? — last in a series of forums on "The Impact of Science and Materialism on the Arts Today" — Architectural League of New York, 115 E. 40th St., New York City

- 12-14 "Cities Organized Reconstruction" school for officials and civic leaders of 30 Eastern cities, sponsored by the National Association of Home Builders as the first of a

series — Hildebrecht Hotel, Trenton, N. J.

- 13-14 Sixth Annual National Engineering Conference, American Institute of Steel Construction — Hotel Schroeder, Milwaukee, Wis.
- 19ff New Work in Stained Glass; American Federation of Arts traveling exhibition; until May 1 — Rochester Art Gallery, Rochester, N. Y.
- 20ff Design in Scandinavia, an exhibition of 700 objects produced for everyday use; until May 15 — Brooklyn Museum, Eastern Parkway, Brooklyn 38, N. Y.
- 21-23 Second Annual Conference on Feedback Control Systems, sponsored by the American Institute of Electrical Engineers — Hotel Claridge, Atlantic City, N. J.
- 22-24 Third Annual Conference, Western Mountain District, American Institute of Architects; theme, "The Architect and the Potentialities of his Environment" — Santa Fe, N. Mex.
- 22-30 Hugh Stubbins and Carl Koch: Architecture and Design; third annual Boston Architectural Center Exhibition — Boston Architectural Center
- 26-28 Annual meeting, United States Chamber of Commerce — Washington, D. C.


May

- 2-7 36th Annual Meeting, Scientific Apparatus Makers Association — Broadmoor, Colorado Springs, Colo.
- 3-4 Spring meeting, National Building Material Distributors Association — Hotel Statler, Washington, D. C.
- 3-5 Annual Meeting, Air Pollution Control Association — Patten Hotel, Chattanooga, Tenn.
- 3-7 Semi-Annual Convention, Society of Motion Picture and Television Engineers — Washington, D. C.
- 3-14 British Industries Fair — Olympia and Earls Court, London, and Castle Bromwich, Birmingham, England
- 5-7 Eighth National Meeting, Forest Products Research Society, and 1954 Woodworkers' Industry Show — Grand Rapids, Mich.

(Continued on page 320)


Quality **Securitee** and STRENGTH
SYSTEMS

3/4" CLIP
With patented pressure flange for extra rigidity.



Careful engineering and exacting uniformity in production plus proper gauge of steel give top Quality to each Securitee System (Standard, 3/4", and 1 1/2"). Specify and insist on Securitee Systems, for good mechanical application of acoustical units.

SUSPENSION TEE
10'-0" lengths, 5/8" or 3/4" web with 7/8" flange, 24-gauge rust-resistant steel.



W. J. HAERTEL & CO.
832 West Eastman Street • Chicago 22, Illinois

West Coast Distributor
FREY & HAERTEL, Inc., 125 Barneveld Ave., San Francisco 24, Calif.

*T. M. REG. U. S. PAT. OFF.



MORE FOR THE MONEY

Glide sliding aluminum windows are the world's best buy. The architect, the builder, and the owner gain when Glide windows are used. True economy means dollars saved every year for the life of the building. Unmatched for quality, beauty, and performance, Glide windows' value never fades. In design, in engineering, in craftsmanship, the architect and

builder know there is no equal to Glide windows.

GLIDE

*WINDOWS, INC.
7463 Varna Ave.
N. Hollywood, Cal.*

Fidelity Union Life Insurance Bldg., Dallas, Texas; Architect: Wyatt C. Hedrick, A.I.A.




THE RECORD REPORTS

(Continued from page 318)

- 5-7 Second Welding and Allied Industry Exposition — Memorial Auditorium, Buffalo
- 5-16 1954 Annual Exhibition, Philadelphia Chapter, American Institute of Architects — Philadelphia Art Alliance, 251 S. 18th St., Philadelphia
- 7-8 Annual convention, Pennsylvania Society of Professional Engineers — Bedford Springs Hotel, Bedford, Pa. Information: L. F. Tierney, 301 Pine St., Hollidaysburg, Pa.
- 7-8 1954 Convention, Michigan Engineering Society — Jackson, Mich.
- 10-13 39th Annual Conference, Building Officials Conference of America — Bellevue Stratford Hotel, Philadelphia
- 24ff New Work in Stained Glass; American Federation of Arts traveling

- exhibition; until June 14 — Chattanooga Art Association, Chattanooga, Tenn.
- 10-14 Annual Assembly, Royal Architectural Institute of Canada — Montreal
- 17-20 Second Basic Materials Exposition — International Amphitheatre, Chicago
- 18-21 American Planning and Civic Association Conference — Columbus, Ohio
- 26-29 1954 British Architects Conference — Torquay, England. Information: C. D. Spragg, Secretary, Royal Institute of British Architects, 66 Portland Place, London W. 1, England
- 27ff Building Your Home, 1954: exhibition of building design, materials and products; sponsored by the Architectural League of New York — 71st Reg. Armory, 34th St. and Park Ave., New York City
- 31ff Canadian International Trade Fair; until June 11 — Exhibition Park, Toronto, Canada



MILLS RESTAURANT • Columbus • Ohio
Architects • Benham Richards and Armstrong

Van takes pride in Greenfield-Mills 4th honor

★ Because of its service of more than quarter of a century to Greenfield-Mills Restaurants Inc., Van takes special pride in the fourth honor to this customer . . . 1953 Award of Merit to the new Mills Restaurant at Columbus, Ohio.

★ Other honors in the previous competitions of the magazine *Institutions* have been the Grand Award to Mills at Cincinnati . . . Awards of Merit to Mills of Cleveland and another Mills Restaurant at Columbus . . . all Van-equipped.

★ Use Van's century of experience to solve your food service equipment problem . . . whether new project, revision, extension.

The John Van Range Co.

EQUIPMENT FOR THE PREPARATION AND SERVING OF FOOD

Branches in Principal Cities

429 CULVERT STREET

CINCINNATI 2, OHIO


June

- Japanese House: an exhibition in the Museum garden of a house designed and built in Japan by Junzo Yoshimura — Museum of Modern Art, 11 W. 53rd St., New York
- 7-8 23rd Annual Meeting, National Housing Conference — Hotel Statler, Washington, D. C.
- 7-10 Sixth National Plastics Exposition, sponsored by the Society of the Plastics Industry, Inc. — Cleveland Auditorium, Cleveland
- 10-12 Joint Annual Convention, New Jersey Chapter, American Institute of Architects, and New Jersey Society of Architects — Berkeley-Carteret Hotel, Asbury Park, N. J.
- 14-18 62nd Annual Meeting, American Society for Engineering Education — University of Illinois, Champaign-Urbana, Ill.
- 14-18 Annual Meeting, American Society for Testing Materials — Hotels Sherman and Morrison, Chicago
- 15-19 86th Annual Convention, The American Institute of Architects — Hotel Statler, Boston
- 19-20 Pre-Conference Library Buildings Institute, sponsored by American Library Association — St. Paul

(Continued on page 324)


Best for Clients

PROVED RELIABLE,
ECONOMICAL



ALLENCO INTERIOR FIRE-PROTECTION EQUIPMENT

Complete Line — 480 Cabinets Alone
Modern, Most Widely Used



Easiest for you

AIA file 29e2—Sweet's Arch. File—
(see phone listing in principal cities)

SINCE 1887

W. D. ALLEN

Manufacturing Co.
CHICAGO 6 • NEW YORK 7

Modernize your communications . . .
without batteries

U. S. I. SOUND POWERED TELEPHONES



Write TODAY
FOR THIS CATALOG



UNITED STATES INSTRUMENT CORPORATION
SUMMIT NEW JERSEY




INDUSTRIAL AND MINE SYSTEMS



HEAD SETS

DEPT.
S



A typical Burnham BASE-RAY* Radiant Baseboard installation. Note how BASE-RAY complements the decorative scheme.

BASE-RAY IS THE KEY TO THIS KIND OF BEAUTY!

Yes, every year new thousands of installations underline client's preference for Burnham BASE-RAY as the perfect way to enjoy the Magic of Radiant Hot Water Heat. This confidence is well placed and you should take advantage of it. BASE-RAY gives maximum personal comfort, blankets outside walls and windows with a shield of heated air. BASE-RAY's rugged *cast-iron* construction means lifetime economy, a fact the client is quick to appreciate. Because of its low sweeping lines, BASE-RAY fits inconspicuously into any room, saves space, promotes smart interior decor. To top it off, BASE-RAY is fully water-backed; no false fronts or grilles. It delivers true radiant heat. These, plus many other advantages, have pleased thousands of homeowners. Why don't *you* investigate Burnham BASE-RAY's possibilities. Mail Coupon today!

*Reg. U. S. Pat. Off.



Burnham Corporation

BOILER DIVISION

IRVINGTON, NEW YORK

FIRST IN THE MANUFACTURE OF BASEBOARD HEATING



BURNHAM BASE-RAY WEARS LIKE IRON
... BECAUSE IT'S MADE OF IRON

Burnham Corporation Irvington, New York	AR-44
Please give me full data, including 6-page illustrated folder on BASE-RAY.	
Name	
Address	
City	State

THE RECORD REPORTS

(Continued from page 320)

20ff Good Design Anniversary Exhibition, sponsored by the Museum of Modern Art and the Merchandise Mart, opens in Chicago; to be on view throughout the year — The Merchandise Mart, Chicago

21-25 Summer and Pacific General Meeting, American Institute of Electrical Engineers — Hotel Biltmore, Los Angeles

24-30 23rd Annual Conference, American Institute of Decorators, and exhibition "Decoration 1954" — Palmer House, Chicago

27ff 92nd Annual Meeting, National Education Association; until July 2 — New York City

30ff Playground sculpture competition: exhibition of prizewinning designs in a competition sponsored by

Parents Magazine, the Museum of Modern Art and Creative Playthings Inc. — Museum of Modern Art, 11 W. 53rd St., New York

OFFICE NOTES

Offices Opened

- Hugh E. Gragg, A.I.A., has announced the opening of his office at 707 Hawthorne, Houston 6, Tex.
- Ralph H. Syverson, Architect and Engineer, has opened his own office for the practice of architecture. His address is 1718 Sherman ave., Evanston, Ill.

New Firms, Firm Changes

- Dr. Willard W. Beatty has joined the firm of Perkins & Will, Architects, of White Plains, N. Y. Dr. Beatty was formerly Superintendent of Schools in Bronxville, N. Y., and for the last two years has worked with UNESCO.
- The firm of Church, Newberry & Roehr, Architects, have announced that Kurt P. Schuette, A.I.A., has become an associate of the firm. Their offices are at 619 Builders Exchange Bldg., Portland 4, Ore.
- Robert L. Durham, Architect, has announced the promotion to partnership of David R. Anderson and Aaron Freed. The firm will be known as Durham, Anderson and Freed, located at 1100 Denny Way, Seattle, Wash.

- Robert Y. Fleming, Frank C. Repult Jr., and Gerald B. Stratton have become associates in the firm of Thomas F. Faires & Associates, Architects. The firm's offices are at 1027 Falls Building, Memphis, Tenn.

- Stanley James Goldstein, A.I.A., has announced his registration as professional engineer. His firm will now be known as Stanley James Goldstein, A.I.A., Architect and Engineer. The address is 65 S. Orange Ave., South Orange, N. J.

- The firm formerly known as Charles Harris & Associates, Architects and Engineers, has announced that it will

(Continued on page 326)



THE PERFECT PORCH ENCLOSURE

3 glass panels slide vertically . . . Weatherstripped to fit any climate . . . Full length Lumite screening . . . Extrusion is anodized aluminum . . . Ideal for any architecture. Truly, the perfect porch, patio or breeze-way enclosure!


DEVAC GLASS WALLS



write for full details...

SELF STORING WINDOW CO., INC.
5901 WAYZATA BLVD. DEPT. A
MINNEAPOLIS • MINNESOTA


..... 3 UNIT HEATERS with a Purpose



Horizontal
Type "SH"


● Horizontal discharge and adjustable louvers provide a variety of heat direction angles for eliminating "cold spots." Available in 14 sizes for steam or hot water systems.

● Particularly adept at delivering heat from high levels. Unique "ventilating" method prevents motor baking. Made in 7 sizes with 3 types of diffusers for regulating heat patterns.



Vertical
Type
"Vertiflow"

● Adds attractive cabinet styling to unit heater performance. Quiet operating. Available in 3 sizes in each of 3 cabinet styles to meet all requirements.



Cabinet
Type

For full details on one or more of these Unit Heater types write for free catalogs.

YOUNG RADIATOR CO.

Dept. 614-D, Racine, Wisconsin
Plants at Racine, Wis., & Mattoon, Ill.

Sales and Engineering Offices in All Principal Cities

Design with DFPA Grade-Trademarked

FIR PLYWOOD

- 1 Does More Jobs—Better
- 2 Gives Two-Way Strength
- 3 Lower In-Place Cost
- 4 Appearance Value
- 5 Tested Quality

**SPECIFY BY
THESE DFPA
GRADEMARKS**

For roof, wall
sheathing,
sub-flooring



For built-ins,
paneling, etc.



100% waterproof
glue for all
outside uses

EXT-DFPA®

See Sweet's File, Architectural, or
Write Douglas Fir Plywood Assoc., Tacoma 2, Wn., for 1954 Catalog

Announcing the



CENTENNIAL COMPETITION

in City Planning

To provide a plan which will serve as an inspiration for the redevelopment and improvement of Chicago's Central Commercial District.

First Prize	\$20,000
Second Prize	\$7,500
Third Prize	\$2,500
Five Prizes, each	\$500
Total Awards	\$32,500

Sponsored by Carson Pirie Scott & Co., Chicago, Illinois.

Approved by the Committee on Competitions of The American Institute of Architects, the Western Society of Engineers, and the National Executive Committee of the American Institute of Planners.

Considered by the Chicago Plan Commission to be a major contribution to planning in Chicago.

Professional Advisor, Howard L. Cheney, of Chicago, Illinois, Fellow of The American Institute of Architects.

Competition closes 5 P.M. Saturday, July 31, 1954.

The objective of this competition is to produce a redevelopment plan that will achieve:

(1) Increased efficiency in the functions of the Central Commercial District as the vital focal point of trade in the greater Chicago region.

(2) A high degree of convenience to the public in terms of the people working here, shopping here and engaging in regional commerce.

(3) Architectural, planning, and engineering cohesion, and the enhancement of the cultural and aesthetic aspects of the district.

The competition is open to architects, city planners, engineers, persons engaged in allied professions, and college students of these professions, without geographic limitation.

Winning entries will be decided by a jury of awards consisting of recognized architects, city planners and engineers of established reputation. Jury selection will be on a national basis.

Information given here is to be considered an announcement only. Mandatory requirements and detailed information are fully covered in a program which will be mailed promptly upon request to:

Centennial Office

CARSON PIRIE SCOTT & CO.

1 South State Street, Chicago 3, Illinois

100 Years Carson Pirie Scott & Co. preparing for Tomorrow

be known henceforth as Harris, Spangler, Beall and Salogga, Architects and Engineers. The firm is located at Suite 420, Standard Office Building, Decatur, Ill.

• Jyring and Jurenes, Architects and Engineers, of 1932 Fifth Ave. E., Hibbing, Minn., have announced that Richard Whiteman, A.I.A., has become an associate member of the firm.

Mr. S. P. Jurenes, who was a partner in the firm, died last August.

• Arthur C. Holden and Associates have announced the admission to partnership of John Taylor Egan, former Commissioner of the Public Housing Administration. The firm will be known hereafter as Holden, Egan & Associates.

Also admitted to partnership were William D. Wilson and John B. Corser

Jr. The firm's new offices are at 215 E. 37th St., New York 16, N. Y.

• Eliot Noyes, A.I.A., has announced the organization of the firm Eliot Noyes and Associates, 85 Main St., New Canaan, Conn., for the practice of architecture and industrial design.

• Owens & Strain, Architects & Engineers, is a new architectural firm practicing at 202 Stone City Bank Building, Bedford, Ind.

• Pereira & Luckman, Architects-Engineers of Los Angeles, have announced the appointment of Nicholas Boratynski as Director of the Industrial Engineering Department. Mr. Boratynski comes to the firm from United Air Lines, where he held a similar position.

• Paul J. Saunders, Architect, announced that he has succeeded to the practice of Paul J. Saunders & Eugene S. Johnson, Architects. He has opened new offices at 3232 State Street, East St. Louis, Ill.

• Henry Steinhardt, Architect, has announced that he has gone into partnership with Rolland D. Thompson. The address is Steinhardt & Thompson, Architects, 127 E. 94th St., New York 28, N. Y.

New Addresses

Bruce Barnes & Associates, Architects & Engineers, Cresthaven, Patterson, Mo.

Daniels Associates, Architects, 2311 Shelby St., Ann Arbor, Mich.

Hollis Whipple Kincaid, Architect, Mountain View Dr., Kensington, Conn.

W. D. Peugh, Architect, 2537½ Benvenue Ave., Berkeley 4, Calif.

Carl Schmuelling, A.I.A., 7755 Rockhill Lane, Cincinnati 27, Ohio.

Vedder and Curtin, A.I.A., The Weiler Building, 407 S. Warren St., Syracuse 2, N. Y.

Marcel Villanueva, Architect, 159 Halsted St., East Orange, N. J.

Ward Beaumont Whitwam, A.I.A., 220-21 Kresge Building, Sioux Falls, S. Dak.

Gene Zema, Architect, 200 E. Boston at Eastlake, Seattle 2, Wash.

(More news on page 328)

Ideal for use in Corridors and other large areas of Schools, Hospitals and other Institutions.

This new enlarged shape covers more area per piece and simplifies installation. It has recently been added to the versatile ROMANY line and possesses all the high quality characteristics that have made ROMANY Tile preeminent in the building field.

The "hard as steel" glaze and rugged buff body defy wear and this 6"x9" tile is recommended for use wherever a sturdy tile is needed.

ROMANY Tile is regularly featured in Sweet's Catalog. Detailed information to meet specific requirements will be gladly furnished upon request.

Correspondence Invited

UNITED STATES QUARRY TILE CO

Member: Tile Council of America and Producers' Council, Inc.

217-HFOURTH ST., N.E., CANTON 2, OHIO

for the specification consider these outstanding features

ROMANY IS:

FIRE PROOF

WEAR PROOF


FADE PROOF

AND

ACID PROOF


And is available in more than 30 attractive colors.

new LOWELL ENCLOSURES!



Complete Line Helps You Obtain "Ear Level" Sound In Every Type of Speaker Installation Job!

New! Complete series of 18-gauge steel back cover speaker boxes with 3/4" knockouts for P-A and intercom wall or ceiling installations. Range from 4" to 9" deep. Rust preventive exterior finish. Larger models have heavily undercoated interior to prevent resonance. Available with adjustable plaster flange. Round, square, rectangular perforated metal speaker grilles to fit.



New! Model RS812-M flush mounted ceiling speaker enclosures. For Altec 755-A, 400-B loud speakers requiring greater cone loading. Buffed aluminum spinnings with clear lacquer finish. Mount to CP10-12 Lowell back cover speaker can.

Write for Prices, Specifications

LOWELL MANUFACTURING CO.

3030 LACLEDE STATION ROAD—ST. LOUIS 17, MO.

In Canada: Atlas Radio Corp., 560 King Street, West, Toronto, Ontario

usAIRco
30 YEARS OF AIR CONDITIONING



Blowers



Individual Room Cooling And Heating Units



Window Units



Packaged Central Station Air Conditioners



Unit Air Conditioners



Blower Unit Heaters



Evaporative Condensers



Packaged Air Conditioners



Gas Fired Unit Heaters

Designers and manufacturers of a complete line of cooling, heating, ventilating and refrigerated air conditioning equipment for jobs you can be proud of

Address Inquiries to Dept. R-44



Coils

usAIRco

UNITED STATES AIR CONDITIONING CORPORATION
MINNEAPOLIS 14, MINNESOTA

WIREMOLD one-piece construction **MAKES WIRING EASIER**



For wiring new buildings, or extending present circuits, Wiremold Surface Raceways carry conductors safely on the surface. Definitely, your BEST way to wire most buildings, and the ONLY way to wire many buildings. Four sizes meet every requirement.

Write for full information.

WIREMOLD puts more SALES APPEAL into your homes and buildings!

WIDELY ADAPTABLE
Fluorescent and Slimline units



For cove, cornice or valance lighting . . . or supplementary lighting on shelves, counters or display cases, specify these versatile Wiremold Units. Easily and quickly installed . . . small cross section. Write for full information.

The WIREMOLD Company

HARTFORD 10, CONNECTICUT

THE RECORD REPORTS

(Continued from page 326)

MUSEUM EXHIBITS ANDEAN ART AND ARCHITECTURE

"Ancient Arts of the Andes," a recent exhibition prepared by New York's Museum of Modern Art, is giving North Americans an opportunity to see a collection of pre-Spanish art objects produced by South American Indians. The exhibit is scheduled to be seen at the


Minneapolis Institute of Art from April 13 to June 6, and at the San Francisco Palace of the Legion of Honor from July 15 to September 15.

One section of the exhibit is devoted to photographs of Incan architecture, which was typically of massive blocks of stone laid with painstaking craftsmanship. Also characteristic was the lack of exterior ornamentation.


In connection with the exhibit, the Museum published in February a book by the late Wendell Bennett on *Ancient Arts of the Andes*.



Above: temple in Machu Picchu, a city situated high in the Andes. Below: Great Wall at Ollantaytambo, of pink granite blocks 10 ft high, brought at fabulous labor across a mountain and a river



Above: at Machu Picchu, three windows of typical trapezoidal shape. Below: detail of stonework at Ollantaytambo; so closely fitted that it is impossible to insert a knife between the blocks



How ONE Room Does the Work of TWO at

The New York Times


Fairhurst

T.M.Reg.



Unitfold® Folding Walls

PERMIT MAXIMUM USE OF
ROOMS SUCH AS THESE AT
THE N. Y. TIMES

Shreve, Lamb, &
Harmon; Architects.



- A** Wall in closed position
- B** View shows units partly opened
- C** Entire wall is stacked in pocket at left of photo



The Unitfold Folding Wall gets double duty from your space areas. Though it appears as a permanent wall, units fold quickly to allow clear access between rooms. Solid, rigid, Unitfold has higher sound resistance than any other type of movable wall. Lasts for years without maintenance. Simple manual operation of any size wall eliminates need for motors or cables. Write for full details.

Unitfold is tailored to your particular requirements, backed by 40 years' experience in movable wall construction.

John T. Fairhurst Co., Inc.

45 West 45th Street

New York 36, N. Y.

LIGHTING AT ITS BEST

WITH THE

MULTI

"ILE-LITE"



All porcelain enamelled reflector. Specially designed to cast the light sideways where needed in stockroom aiseways, while shielding the eyes.

Add to this the flexibility of the various mounting fittings and you have lighting at its best.

See Our Catalog in Sweet's Architectural, or write



FEED THRU



BRACKET



BOX COVER

PULL CHAIN SOCKETS FOR ALL TYLES ARE AVAILABLE

MULTI ELECTRIC MFG., INC.

4223-43 W. LAKE ST.


CHICAGO 24

FAB·RIK·O·NA*


Washable **FABRIC WALL COVERINGS**



FIT Beautifully **INTO YOUR PLANNING!**



BURLAP
—bold weave with warmth and charm



AMERSPUN
—finer texture of striking beauty

Here's striking texture and color that combine warmth and depth . . . for unusual decorative effects. Ideal where beauty must be paired with rugged lasting qualities under hard use . . . where minimum maintenance, easy washability are important factors. See Sweet's File Architectural 1953, page 12n/Wi for further details


Washable. Soap and water may be used to remove paste marks and the soil of everyday living

Send for our booklet and samples

H. B. WIGGIN'S SONS CO.

54 Arch Street • Bloomfield, N J

*Reg U.S. Pat Off



ACTIVE

VITREOUS PORCELAIN ENAMEL SINKS

DESIGNED RIGHT

with easy-cleaning contours—beauty—capacity—uniformness—sturdy construction—seamless—and simple installation.

MADE RIGHT

with the finest Steel obtainable by master craftsmen with over 25 years of production experience. ACTIVE pressed steel sinks are made of Acid Resisting Titanium Porcelain Enamel. All ACTIVE double bowl models are of the ACTIVE one-piece draw construction.

PRICED RIGHT

with combined engineering know-how and a quarter century of production skill ACTIVE sinks come to you priced to give the MOST in VALUES, BEAUTY and UTILITY.

NEW CATALOG

write for your copy today!

ACTIVE QUALITY WARE

888 Clairpointe Avenue

DETROIT 15, MICHIGAN

DIVISION OF: ACTIVE TOOL & MFG. CO.

IF IT'S AN ACTIVE . . . IT'S ATTRACTIVE!

REQUIRED READING

(Continued from page 46)

These are very considerable virtues. It is especially worth while that this comprehensive view is presented to a wide audience, for in the long run our limits of progress in design are set by the level of information attained by our clients, who are more than ever becoming the public at large. The book does address itself to real problems. And yet one does not really deal with problems

just by listing them nor can the methods of biological science solve architectural problems just by analogy. The book's main deficiency (in this reviewer's opinion) is that the author has not made clear just what is the province of architecture; just what questions the various branches of design are competent to answer. It is unfair, perhaps, to expect this sort of definition and consistency from the miscellany of sketches which the book admittedly is and yet, so many statements are made with such assurance that the general reader may get

the impression that all problems of design can be answered by a bit of scientific analysis — that a few bright new formulas will do the trick — that THIS is the brand new approach.

Others who have toiled long in this vineyard tending their few vines, will welcome the public attention which Neutra's book will bring to the field of their endeavors, although they might begrudge him the lion's share of credit which he seems to claim. That he (and the publisher) did not produce a much shorter, stronger book which would have gone further in the actual analysis of some few problems which design knows how to solve appears to me regrettable. But this would have taken a great deal more work, of course, and it is unfair to ask it. The book they gave us has virtues enough.

Neutra's message is a vital one, fitting into the general context of Horatio Greenough's essays of a century ago (*Form and Function. Remarks on Art*, U. of Calif. Press) and Louis Sullivan's series at the turn of the century (*Kindergarten Chats and Other Writings*, Wittenborn, Schultz Inc.), both of which are so admired by Neutra and by all who have struggled with the formulation of basic design principles. Much of the material in Neutra's book brings the examples used by the others down to date but for clear formulation of the basic design problems it is necessary to go back to the prototypes. Sullivan and Greenough were also conversant with science; there is nothing more nourishing to the studious designer's understanding than their clearly analytical references to nature and its operations and its materials. They were entirely clear as to what is nature's; what the designer's. Neutra, on the other hand, seems overly enamored of biological science, especially physiology, to the point, almost, of abdicating the design function in the biologist's favor. Thus this book, which contains so much that is stimulating and constructive stops short of coming to grips with its own main problem. That it does approach a multitude of important problems may be demonstrated by a few selections, in sequence, from the 47 section headings, which are themselves a running commentary, a separate essay scattered among several clusters of essays. These captions are as interesting, almost, as the sketches which they introduce and they display to advantage the author's many-faceted approach.

(Continued on page 334)

IN THE ENTRANCES TO

STERLING BUILDING
Houston, Texas

IRVING R. KLEIN, Architect



Ellison

the **BALANCED DOOR**



The Door that lets
TRAFFIC through QUICKLY



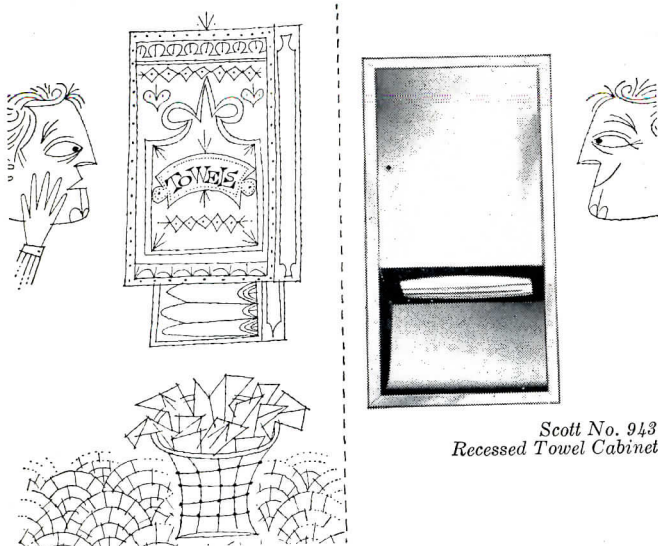
ELLISON BRONZE CO.

Jamestown, New York

representatives in 78 principal cities
in the United States and Canada

Ellison

the **BALANCED DOOR**




Scott No. 943
Recessed Towel Cabinet

Make it all modern with Scott-designed, recessed fixtures. See dimensional drawings in Sweet's catalogue or send for free full-color booklet on washroom design. Write Washroom Advisory Service, Scott Paper Company, Chester, Pa.



SCOTTISSUE TOWELS

SYMBOL OF THE RIGHT KIND OF WASHROOM
Trademarks "ScottTissue" and "Washroom Advisory Service" Reg. U. S. Pat. Off.



Here's dependable
AIR CONDITIONING
 or **REFRIGERATION**
 for any job . . . from the

BIGGEST to the smallest 

- The Worthington line of air conditioning and refrigeration equipment is the broadest made. It includes all types of equipment for jobs of any size.

Get the facts from Worthington Corporation, Air Conditioning and Refrigeration Division, Harrison, New Jersey.


A.3.74

WORTHINGTON



**Climate Engineers to Industry,
 Business and the Home**

**Smart
 Interiors
 Start
 With...**



Fabrics by

Schumacher's

At your fingertips . . . a ready reference to more than 2,000 outstanding decorating fabrics from the collection of world famed Schumacher's.

Cleverly contrived in a compact sample book, kept up to date by periodic supplements. Like a copy? Just write for details on Schumacher's "Portfolio of Fabrics."



(The fabric illustrated . . . "AVIARY",
 an authentic Colonial Williamsburg Reproduction #152710)

F. SCHUMACHER & CO. • 60 West 40th Street, New York 18, N. Y.
FABRICS • CARPETS • WALLPAPERS



- Holds 7 times as much dirt as ordinary filters
- Gives sustained high performance with low pressure loss
- Can be used at either high or low velocity

HERE'S PROOF



These graphs show actual performance of the new FAR-AIR High-Low Velocity 1" filter. Quantitative tests prove it's the best 1" filter on the market.

Permanent, scientifically designed and ruggedly built, it is easy to clean and eliminates the necessity for never-ending filter replacements in systems designed for 1" units. No longer need users put up with poor performance as ordinary 1" filters approach the useless point.

FAR-AIR 1" filters load progressively—like our 2"—and give you high efficiency air filtration without critical pressure loss right up to cleaning time. Cleaning is simple and easy. With reasonable care it will last indefinitely.

Here at last is the 1" filter all industry has been waiting for. Write today for complete information. Farr Company, P. O. Box 10187, Airport Station, Los Angeles 45, California.

ORIGINATORS OF FAR-AIR CERTIFIED FILTER SERVICE



MANUFACTURED UNDER LICENSE BY FARR COMPANY MANUFACTURING LTD., MONTREAL, CANADA

REQUIRED READING

(Continued from page 330)

1. THE NATURAL ENVIRONMENT IS DOCTORED UP CONTINUOUSLY and warped by the acts of the human brain.
3. MANKIND PRECARIOUSLY FLOATS TO ITS POSSIBLE SURVIVAL on a raft, rather makeshift as yet and often leaky: Planning and Design.
4. FROM A BABY CARRIAGE TO A METROPOLIS, our man-made surroundings, top-heavy with technological trickery, have become our mold of destiny—and a source of never-ending strain.
12. NATURE'S WORKINGS, SO INSPIRING TO MAN, were imitated by him and then PRODDED WITH A LITTLE MAGIC.
27. MILLIONS OF MANIFOLD SENSE RECEPTORS determine what design can actually do for us.

Here, forsooth, is a range of subjects worth getting our teeth into! Jove himself, with the full consistency of the gods to help, had trouble enough, and continuously, "to set to rights the world of damned troubling businesses of consequence." Thus, Francois Rabelais, physician, himself no mean analyser of environment, in his Prologue to Book IV *Treating the Heroic Deeds and Sayings of the Good Pantegrue*. The roster of "puzzling business" in *Survival Through Design* is truly Olympian in scope. To put them to rights, even to define them in workable terms, will require much serious work. All thanks, then, to Richard Neutra and to Oxford Press for giving us a good push in the right direction.

MALRAUX

(Continued from page 48)

out of the visit, too.

The acid test of Malraux's theory is of course whether his own Museum Without Walls, that is this book, provides rooms which engage us. It does.

In the first place the organization is terrific. The pictures are chosen with enormous skill and they are dramatically juxtaposed to bring out comparisons. They are always on top of the text, so to speak, so that when one reads he sees what he is supposed to see at the precise moment instead of seeing something different or having desperately to turn pages. For other purposes an in-

(Continued on page 338)

KOH-I-NOOR LEADS and HOLDERS

are standard tools for **★Engineers ★Draftsmen ★Architects ★Artists**



KOH-I-NOOR No. 2200 Graphite Leads:

"The Leading Leads"

For draftsmen who demand the ultimate in quality. These leads are renowned for their accurate grading, smoothness, blackness, strength, opacity, and long-wearing characteristics. Produced in 17 uniform degrees, matching precisely the 17 degrees of Koh-I-Noor drawing pencils. Packed 6 leads of a degree to a box, with individual compartments for each lead.

KOH-I-NOOR Flexicolor Leads:

"The new colored leads that flex instead of breaking." Brilliant and easy color deposits in seven strong hues. Koh-I-Noor is your guarantee of accuracy and quality.

KOH-I-NOOR Versatil Holder 5612:


"The holder with the perfect knurl in the proper position." The latest in push-button operated lead holders, with a scientifically-engineered knurling for positive slip-proof operation.

KOH-I-NOOR Holder 1511:

"For the discriminating user." Warm, soft-feeling wood, with a stainless steel point section that is not affected by contact with abrasive sharpening material. A Koh-I-Noor best seller!

KOH-I-NOOR PENCIL COMPANY, Inc.
BLOOMSBURY, NEW JERSEY

for **CONSISTENCY**,
ALWAYS SPECIFY **H A W S**
ELECTRIC
WATER
COOLERS




When you specify HAWS Electric Water Coolers, you are specifying a source of refreshing drinking water that is:

- Consistent in good design
- Consistent in sanitation
- Consistent in mechanical dependability

There is a HAWS Electric Water Cooler for every requirement.

See Sweet's... or write for new HAWS Catalog...NOW!

HAWS DRINKING FAUCET CO.
1443 FOURTH STREET • BERKELEY 10, CALIFORNIA




The first complete listing of Building Stones available in the United States and Canada, with full color photographs of every type of stone, detailed descriptions, characteristics and sources. Published by THE STONE COUNCIL and offered to architects, contractors and builders at no cost. Write to

STONE COUNCIL

A DEPARTMENT OF THE INTERNATIONAL CUT STONE CONTRACTORS' AND QUARRYMEN'S ASSOCIATION
40 East 56th Street, Indianapolis, Indiana

NEW

STYLING
LOW COST
SIZE RANGE



LEONARD'S Type T
Thermostatic Water
Mixing Valve

LEONARD
THE VALVE OF
Thermostatic
WATER MIXING VALVES

New face plate . . . low cost . . . and a range of sizes to meet your exact requirements . . . describes this new LEONARD Valve to a "T". All of the famous LEONARD quality standards are there . . . 41 years of expert design and manufacture . . . yet here is a valve exactly suited to your specifications.

- **NEW FACE PLATE** — Smart, modern black, with easy-to-read scale, mounted against glistening chrome plate.
- **LOW COST** — Just compare LEONARD'S prices before quoting your next job!
- **RANGE OF SIZES** — 12 sizes, ranging from 25 to 300 Gals./min. capacity. For gang showers, 9 sizes for 4 to 30 shower heads.
- **TYPES AVAILABLE** — Valve with fittings as shown, or assembled with or without steel cabinets, to meet all requirements for schools, hospitals and industry. Also available for concealed piping.


For the finest, most dependable automatic protection against water temperature and pressure changes, be sure to specify LEONARD Type T Valves. Write for bulletin and prices. Leonard Valve Company, 1360 Elmwood Ave., Cranston 7, R. I.

LEONARD
THERMOSTATIC WATER MIXING
VALVES

FOR

Fast

**DISCHARGE of AIR
at HIGH VELOCITY**



Allen

**VERTICAL
DISCHARGE FAN**

• **Keeps fumes from leaking back
through building openings**

Whenever you face the problem of discharging fumes through a roof so that they will not short-circuit back through building openings, you'll find the solution in this Vertical Discharge Fan. It is designed especially for industrial applications that require the removal of a large volume at high velocity. It is fabricated of zinc-coated iron sheet with welded construction throughout. Automatic wing dampers open with air blast, close weather-tight when not operating. Available as "VD" direct drive with motor mounted inside air stream or as "VDR" with motor mounted outside throat of ventilator—both in a wide range of capacities and sizes.

See Sweet's Architectural File,
Section 20b or write for catalog.



**PRODUCTION
PLANNING CO.
ROCHESTER, MICH.**

Roof Ventilators for Every Industrial Need

FILL OUT AND SEND COUPON

PRODUCTION PLANNING CO.
ROCHESTER, MICH.

Please send me informative literature on your complete line of roof ventilators.

Firm _____

Name _____

Position _____

Address _____

City, State _____

REQUIRED READING

(Continued from page 334)

dexed list of illustrations would have been helpful but perhaps for Malraux's total purpose this would have been destructive. As one sees and reads, what does he find?

Naturally he will find much more than I may summarize here and he will find emphases which I do not make. But here, anyway, are some questions, large and small, which arise from a single reading. One can hardly say that they are settled for most of them are far too incendiary for that.

What does it say of American art production or of Malraux that the only example from America is at the hands of a Hopi Indian? What does it say for architecture or of Malraux that art in this book is sculpture and painting, and architecture is something else altogether? Can we ever come to grips with a work of art of the past? Is there any sense in trying to? The Munich reconstructors might get the color back on the Athenian sculptures but would that tell us anything? Can we ever watch the progress of an Aeschylean tragedy with the sense that the Persian fleet lies ominously across the bay?

Yet is it not equal nonsense to try to float the work of art in a vacuum of time? Can art really be independent of its history, quite aside from whether or not one is willing to forego its exploitation as a social document? For example does it not matter how one looks at the Gothic statues? We look on them as art. A man of the Middle Ages might have found this hard to do. For "the notion of art as such must come into being, if the past is to acquire an artistic value; thus for a Christian to see a classical statue as a statue and not as a heathen idol or a mere puppet, he would have had to begin by seeing a 'Virgin' as a statue before seeing it as *the* Virgin."

Separation of art from function, promotion of the work of art as an end in itself, is very recent. "When art became an end in itself, our whole aesthetic outlook underwent a transformation." Has this been a good thing?

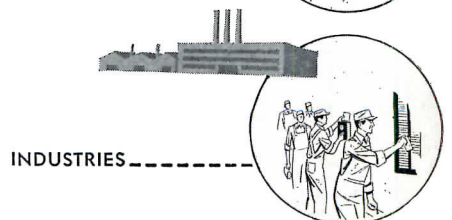


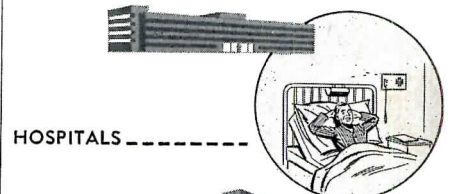
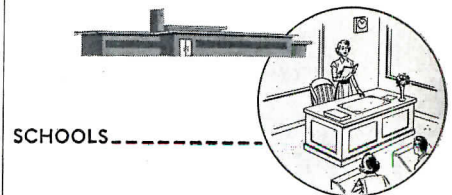
As we walk down history with Malraux we are called upon to notice the profound differences for example between the tearful personal smile of the Western thirteenth century and the ritual smile of the East; to see the Western smile disappear as Western art becomes more intellectual, more talked

(Continued on page 342)

**One source
for all Time and
Signal equipment**

STROMBERG

**clock systems • program signals
tower clocks • time recorders
fire alarm equipment
audio-visual: paging systems
nurse call
doctors registers**



STROMBERG
TIME CORPORATION




subsidiary of general time corp.
THOMASTON, CONNECTICUT



MARMET

**ALUMINUM
WINDOWS**

- RIBBON • PROJECTED • CASEMENT
- CUSTOM AND PICTURE WINDOWS



A full line of aluminum windows for all types of construction. Deluxe ribbon windows for use with glass block construction provide a vision strip of finest quality material, fabricated from extra heavy extruded aluminum sections, combined with skilled workmanship and modern design — a fine unit that is highly recommended for modern construction not only for today but tomorrow and carrying out the traditional construction of yesteryear.


- MARMET Standard Ribbon Windows . . .
- MARMET Aluminum Custom Windows . . .
- MARMET Aluminum Windowwalls

Write for catalog 54-2 for complete details.

MARMET


Corporation

**WAUSAU
WISCONSIN**



**GIVE THE
BUILDINGS
YOU DESIGN—**

**LIFETIME PROTECTION
AGAINST THE MENACE
OF MOISTURE!**




Ventilate "danger spots" at soffits, eaves, gables, sidewalls, and unexcavated areas, and you put an end to the destructive dangers of condensation . . . paint blisters, rot, accumulated moisture. Midget Louvers are all-aluminum ventilating units that assure adequate air circulation always. Easily and economically installed, they stay on the job forever without attention. Made in 7 sizes (1" to 6" diameter), and 2 types (with and without vane deflectors). Both are screened to keep out insects.

Write for complete file data

MIDGET LOUVER CO.
6 WALL ST., NORWALK, CONN.

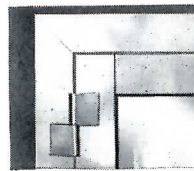
more
than meets the eye



ELKHART'S

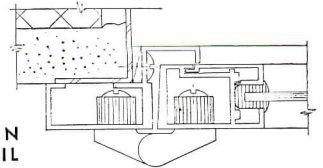
extruded aluminum door
combines extra rigidity with
striking cabinet design . . .

It's the unseen feature of Elkhart's new Fire Hose Cabinet that has made the simplicity of its design so sound and practical. Behind its satin smooth trim is an exclusive patented mechanical joinery on the door rail assembly that gives rigidity unequalled in fire hose cabinet doors today.



CORNER
SECTION

DESIGN
DETAIL




Complete literature on request



ELKHART BRASS MFG. CO., Inc.
ELKHART, INDIANA

Elkhart Fire Hose Cabinets are used exclusively in
the Republic National Bank Building, Dallas, Texas.

AIR IS OUR BUSINESS



**FIFTY-TWO YEARS OF
EXPERIENCE
ENGINEERING AND
MANUFACTURING
VENTILATORS IS
AVAILABLE TO YOU
. . . ON REQUEST!**

If you have a ventilating problem, Burt Engineers and case histories from thousands of time-tested Burt installations stand ready to help you. Burt holds no brief for any specific type of roof ventilator. The Burt line is complete—with a type and size for any need. If modified or special designs are required, Burt can design and fabricate them—economically.

If your problem is specific, give us the details. We'll recommend the solution. If it is general, write for the latest Burt catalog with data and descriptions of Burt's complete line.

**FAN & GRAVITY VENTILATORS • LOUVERS
SHEET METAL SPECIALTIES**

The Burt Mfg. Co.

**48 East South Street
AKRON 11, OHIO**

Member Power Fan Mfrs. Ass'n

REQUIRED READING

(Continued from page 338)

about, as the critic emerges. We see how Manet must eliminate Clemenceau to make a portrait of Clemenceau, how finally "the distinguishing feature of modern art is that it never tells a story."

We see how dangerous it is to label a sculpture or a period as retrograde. We wonder why Western art could never attain or even seek the transcendence of Byzantine mosaics or the unity of Buddhist sculpture. We ponder Malraux's answer to the question, "What is style?" "Style, which like architecture is a language, is not necessarily the most effective means of expressing what it represents; thus Sung wash-drawings are not the most effective means of rendering landscape nor has Cubism any special aptitude for depicting guitars and harlequins. Painting centers much less on seeing the 'real world,' than on making of it another world; all things visible serve style; and style serves man and his gods."

"Thus, for us, a style no longer means a set of characteristics common to the work of a given school or period, an outcome or adornment of the artist's vision of the world; rather, we see it as the supreme object of the artist's activity, of which living forms are but the raw material. And so, to the question, 'What is art?' we answer: 'That whereby forms are transmuted into style.'"

We will be provoked to consider Malraux's assertions about the artist, who, he says, is not necessarily sensitive, a sensitive man not necessarily an artist. But an artist *is* personal and lives at least partly in a private world. So does a child. But a child is not an artist "for his gift controls him; not he his gift." The douanier Henri Rousseau is an artist but Grandma Moses is probably not. Primitive art which may tell us a great deal about advanced art is not the expression of instinct alone. Behind it there is always tradition. So it is with the Western artist. The great artist has almost invariably begun by copying. But he has not become an artist until he has stopped copying.

"I name that man an artist who *creates* forms, be he an ambassador like Rubens, an image-maker like Gislebert of Autun, an *ignotus* like the Master of Chartres, an illuminator like Limbourg, a king's friend and court official like Velasquez, a *rentier* like Cezanne, a man possessed like Van Gogh or a vagabond like Gauguin; and I call that man an

(Continued on page 346)

**school
architects:
regardless
of how much
more you
might spend,
you cannot
buy a more
practical
or a more
dependable
school sound
system than
a *Bogen***



A system for every budget, functionally designed according to the recommendations of the U. S. Office of Education, and built by the country's largest manufacturer of sound systems.

**David Bogen Co., Inc.
29 Ninth Ave., N. Y. 14.**


see catalog ^{31a}/_{Bo}
in Sweet's File

Designing for D?

... you'll need to know about

Josam GREASE INTERCEPTORS

If you are designing a school, hospital, restaurant, hotel or other building where food will be served, you will be faced with the problem of disposing of greasy wastes so that they do not clog drain lines or violate municipal codes. You can solve this problem permanently by installing Josam Series "JH" Grease Interceptors . . . they automatically draw off over 95% of the grease at the turn of a valve . . . you don't take off the cover . . . you don't remove the grease by hand . . . no mess . . . no odors. Write for free manual on Grease Interception today!



JOSAM SERIES "JH" in a complete range of sizes for on-the-floor or recessed installations.



JOSAM MANUFACTURING COMPANY
DEPT. AR • MICHIGAN CITY, INDIANA

Naturally you'll want

MILCOR* Expansion Casings

The Modern Door and Window Trim

Permanent Beauty at Low Cost

- ▶ Modern beauty — neat, flush-tight face makes smart, roomy interiors.
- ▶ Expansion wing — provides built-in reinforcing for plaster.
- ▶ Easy to erect — punched, spring-action flange for quick, tight job.

*Reg. U.S. Pat. Off.

INLAND STEEL PRODUCTS COMPANY


4035 WEST BURNHAM ST. • MILWAUKEE 1, WISCONSIN

BALTIMORE 5, MD., 5300 Pulaski Highway—BUFFALO 11, N. Y., 64 Rapin St.—CHICAGO 9, ILL., 4301 S. Western Blvd.—CINCINNATI 25, OHIO, 3240 Spring Grove Ave.—CLEVELAND 14, OHIO, 1541 E. 38th St.—DETROIT 2, MICH., 690 Amsterdam Ave.—KANSAS CITY 41, MO., P. O. Box 918—LOS ANGELES 58, CALIF., 4807 E. 49th St.—NEW YORK 17, N. Y., 230 Park Ave.—ST. LOUIS 10, MO., 4215 Clayton Ave.

ABOVE everything else

specify

PENN ROOF VENTILATORS




Penn Pullman stationary ventilators are highly efficient gravity roof ventilators with an especially large protected outlet area. They are capable of a high gravity exhaust. They prevent back drafts and they can be easily converted into powered fan ventilators by the insertion of a fan section between the ventilator head and mounting base when accelerated air movement is required.

You can depend on Penn Pullman ventilators to be completely weatherproof and structurally sound. Their wide use and reliability have made them a familiar part of many buildings throughout the world.

The Penn Ventilator man in your area has a complete line of both powered and gravity roof ventilators. You would do well to call on him for your next ventilation problem.

Complete Literature Available—write to Engineering Department



Representatives and Distributors in principal cities

PHILADELPHIA 40, PENNA.

FOR MORE THAN 25 YEARS THE BUILDERS' ^{roof} TOP LINE

for
Cleaner
Cooler
Lighting
and longer
lamp life - specify

VENTILATOR
SLOTS
Keep dust and
dirt on the move!



ABOLITE ALL-WHITE REFLECTORS

You can provide more efficient and economical lighting in the buildings you plan — with the new ABOLITE All-White, Slotted Neck Reflectors!

ABOLITE Titanium white is the *whitest white* ever developed . . . floods more brilliant light and increases lighting efficiency. The All-White porcelain enamel finish is vitreous fired and smooth as glass — inside and outside. It is easier to clean, requires less maintenance; resists moisture and fumes, lasts a lifetime. In addition, the new All-White ABOLITE Reflectors are highly attractive in appearance . . . add a decorative, modern effect wherever used.

Ventilator slots, another original ABOLITE idea, keep air circulating automatically—prevent dust and grime from fogging lamp and reflector. Surfaces stay cleaner twice as long. Lamp necks stay cooler, lamps last longer. The vents provide 7% more up-light in line with modern lighting standards.

ABOLITE All-White, Slotted Neck Reflectors cost no more than standard green and white, non-vented units. They are easy to install, and there's a design for every lighting requirement.

Write today for the ABOLITE catalog.

ABOLITE
Lighting DIVISION

THE JONES METAL PRODUCTS CO.
WEST LAFAYETTE, OHIO

REQUIRED READING

(Continued from page 342)

artisan who reproduces forms, however great may be the charm or sophistication of his craftsmanship. . . .

Thus the artist must break away from his master's style. "For every great artist's achievement of a style synchronizes with the achievement of his freedom, of which that style is at once the sole proof and the sole instrument. What differentiates the man of genius from the man of talent, the craftsman and the dilettante is not the intensity of his response to what he sees, nor only that of his responses to others' works of art; it is the fact that he alone, amongst all those whom these works of art delight, must seek, by the same token, to destroy them."


Such considerations naturally lead the book to the predicament of the modern artist which is that he lives in a world whence absolutes have gone. Some had hoped to find a new absolute, a new religion, in science, but this hope has not been realized. Such a day does not look altogether happy to Malraux. "That fine exhilaration is waning, the hoard near exhaustion, and our hope of a beneficent conquest of the world by science has proved an idle dream."

But this grim note will not last Malraux to the end for he finally asserts the power and glory of being a man and proclaims that "The most glorious bodies are not those lying in the tombs."

All these last ideas of Malraux are perhaps the ones a contemporary architect might best ponder. The suspicion will not down that Malraux would have been happier in a more ordered state, indeed a totalitarian state but one of a higher degree of responsibility to society than is now the fashion, for example the society of Cluny. It is doubtful that he is pleased by modern painting. But he is a scholar, a man of taste and a man with a sense of history. It is inevitable then that the way he treats these matters will be important whereas the sly vaporings of a Robsjohn-Gibbins are not. I wish I thought that the Malraux book would have the greater sale among architects.

Indeed, it is a derogation to make the comparison. For by any standard this work by Malraux is likely to prove one of the important ones of our times. In his own words, used in a different context, "it is vibrant with one of the loftiest of the secret yet compelling testimonies to the power and the glory of being man."

H.B. SMITH "CENTURY" Gas Boiler



AGA APPROVED
Input ratings from
138,000 Btu
to
745,500 Btu

engineered from the ground up by

H. B.
Smith

- 1. Water Capacity for Steam** — Rugged Smith cast iron water sections have extra large capacity for continuous steam generation. Boiler can be used for hot water or steam heating, and expanded as rooms are added.
- 2. Largest Domestic Hot Water Supply** — Built-in tank or tankless heater extends across all sections — provides up to 8 gal. per min.
- 3. Removable Burner Assembly** — Entirely removed from fire box by disconnecting one union. Cast iron burners have raised ports, precision-drilled.
- 4. Adaptable for All Installations** — All connections can be made on either side of boiler, according to your piping plan.
- 5. Approved Gas Controls and Safety Devices**, including safety-placed gas pilot for smooth, pop-free ignition; stainless steel lined flue collector; standard draft diverter.
- 6. Compact, Attractive** — Fully enclosed in insulated jacket finished in hammertone blue.

Send for Engineering Bulletin — free

H. B.
Smith
CAST IRON BOILERS



H. B. SMITH CO., INC.

Westfield, Mass.




Established 1853

A CENTURY IN '53 —

OUR YEAR OF GREATEST PROGRESS



Get this valuable book of **NEW IDEAS**
 for architects who design
COMMERCIAL BUILDINGS
 by the editors of *Architectural Record*



Since the end of World War II the pages of *Architectural Record* have reported in text and photographs a momentous evolution in the physical design of office buildings, banks, transportation buildings, radio and television studios, and theaters—the structures that house a large segment of our commercial enterprise. A whole new set of conditions now governs the design of commercial buildings, and must be fully understood by the architect working in this field.

Commercial Buildings draws exclusively upon the best material published in *Architectural Record* to present an organized, comprehensive picture of the "new architecture" that has emerged in the postwar era. The reader of this book can clearly discern:

- how the movement of business to suburban districts has given the architect space and freedom to experiment with new concepts of design
- how steadily rising costs have favored the choice of contemporary design over the more ornate and expensive traditional styles
- how new materials like lightweight aluminum have altered both the structural frame and the external facades of many buildings
- how the American habit of travel, greatly magnified in recent years, has promoted better design in airport buildings, rail and bus terminals, and roadside service stations
- how our frantic pursuit of entertain-

ment has fostered building activity in radio and TV studios, and theaters for both live plays and films.

Today, these basic social trends are still gathering momentum, and will continue to influence architectural thinking and practice for years to come. For that reason *Commercial Buildings* is a book of far more than academic interest to the architect; it will serve him as a reference, as a planning manual, and as a source of positive guidance for designing a building that measures up to the highest standards of good architecture.

**MAIL THIS COUPON
 FOR YOUR COPY OF
 COMMERCIAL
 BUILDINGS**

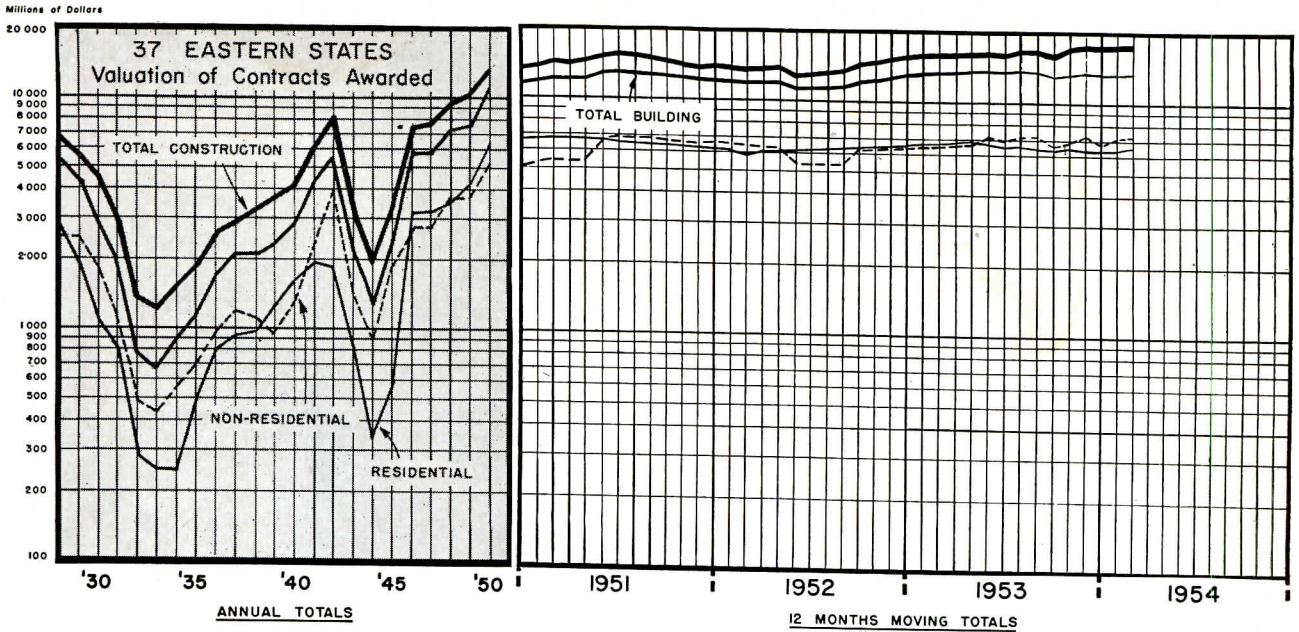
DODGE BOOKS
 119 West 40th Street
 New York 18, N. Y.

Please send me.....copy(s) of *Commercial Buildings* at \$9.75 each. Unless I am completely satisfied with the book I may return my copy for a full refund of purchase price.

payment enclosed please send bill
 (please add 3% sales tax for New York City delivery)

Name.....
 Address.....
 City..... Zone..... State.....

CURRENT TRENDS IN CONSTRUCTION



Charts by Dodge Statistical Research Service

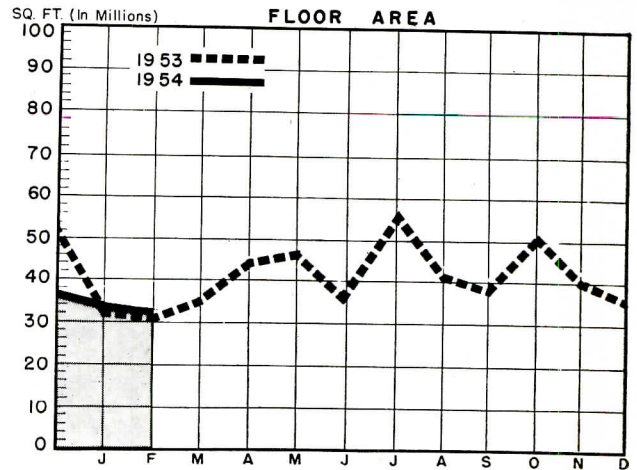
THE BIG NEWS IS THE BUILDING BOOM

F. W. DODGE CORPORATION FIGURES ON valuation of contracts awarded in the 37 eastern states show 1954 construction at an all-time high for the first two months of any year. The total of \$2,373,247,000 for the first two months of 1954 was nine per cent ahead of the previous January-February high set in 1951 and 13 per cent over the total for the first two months of 1953, a record-breaking year. New highs were reached in the two-month totals in all three major classifications: non-residential, residential and public works and utilities.

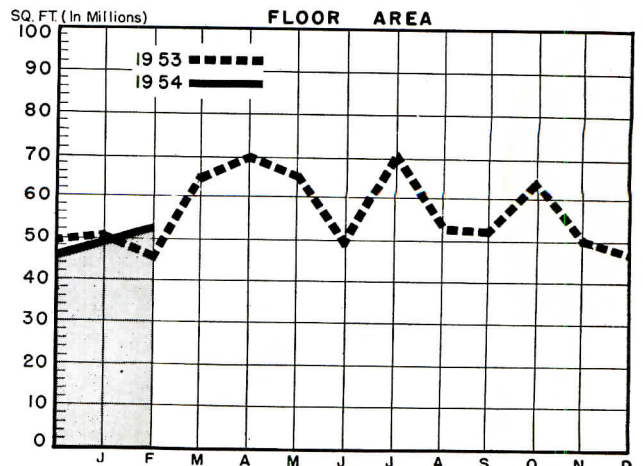
A record February 1954 valuation total of \$1,121,260,000 not only topped the previous February high set in 1951 by seven per cent and the February 1953 total by 20 per cent but showed a six per cent increase over the January 1954 figure, contrary to the usual tendency of totals to drop off slightly in February. The January 1954 figure was itself a record, seven per cent over the previous January high in 1953.

In terms of physical volume, the first two months of 1954 showed a four per cent increase over the same 1953 period in nonresidential building, two per cent in residential.

NONRESIDENTIAL BUILDING (37 EASTERN STATES)



RESIDENTIAL BUILDING (37 EASTERN STATES)



OFFICE BUILDINGS*—SELECTED YEARS

F. W. Dodge Corporation Contracts Awarded—Millions of Dollars (37 Eastern States)

Year	Annual Total	Monthly Average	Year	Annual Total	Monthly Average
1939	58.5	4.9	1950	383.0	31.9
1945	84.6	7.0	1951	332.8	27.7
1949	286.4	23.9	1952	359.7	30.0

Monthly Totals

1953		1954	
Jan. 26.8	July 56.6	Jan. 36.9	
Feb. 42.5	Aug. 65.4	Feb. 24.7	
Mar. 31.8	Sept. 58.6	2-months total—61.6	
April 38.5	Oct. 59.0		
May 62.8	Nov. 33.6		
June 32.2	Dec. 39.6		
12-months total—547.6			

*The subject of RECORD Building Types Study No. 209, pp. 186-209