


NEW! THE OZALID STREAMLINER




- Reproduces your engineering and architectural drawings in seconds—also your typed, printed, photographic material.
- Moderately priced . . . designed for the thousands of drafting rooms that want these 5 EXTRA VALUES in Printmaking at no extra cost—

1. EFFICIENCY! You always get positive (not negative) prints direct from your tracings . . . prints that are sharper, brighter, much easier for you to read, check, and make notations on.



You produce these without waste of material or waste of motion. Your tracings can be up to 42 inches wide, any length . . . and can be printed either on rolls of Ozalid sensitized paper or on cut sheets of matching size.

Your prints are always delivered dry, ready for immediate use . . . after just two simple operations—Exposure and Dry Development.




2. SPEED! ONLY 25 seconds to reproduce your standard-size tracings, specification and data sheets, etc.

3. ECONOMY! An 8½ x 11-inch reproduction costs you *one cent*; 11 x 17 inches, two cents . . . and so on. The Ozalid Streamliner soon pays for itself . . . in time, labor, and dollars saved.

With it, you can also effect amazing short cuts in design. For example—eliminate redrafting when changing ob-

solete drawings . . . combine the details of separate tracings on *one* print . . . re-



claim old or worn tracings . . . make transparent overlays in different colors.

4. VERSATILITY! You can reproduce the lines and images of any original in black, blue, red, sepia, or yellow . . . on paper, cloth, foil, film, or plastic.


Simply use the Ozalid sensitized material you think best for job at hand; e.g., use identifying colors for prints of separate departments or operations . . . DRYPHOTO to produce beautiful con-



tinuous-tone prints from film positives (which can be made from any negative)

. . . OZAPLASTIC to produce oilproof, waterproof prints for shop or field use. *All* prints are made in same fast, economical manner.

5. SIMPLICITY! NOW—printmaking is an easy desk job, automatic in practically every detail.



Anyone can feed originals and sensitized material into the Ozalid Streamliner. Prints are delivered on top, stacked in order—within easy reach of the operator, who does not have to leave her chair.

You can install your Streamliner anywhere; it requires only 11 square feet of floor space.

Write today for free, illustrated booklet . . . showing all the ways you can use the new OZALID STREAMLINER . . . and containing actual reproductions—like those you can make.

<p>Gentlemen: DEPT. 195 Please send New Ozalid Streamliner booklet . . . containing reproductions of drawn, typed, printed, and photographic material. No obligation.</p> <p>Name _____ Position _____ Company _____ Address _____</p>	<h2>OZALID</h2> <p>DIVISION OF GENERAL ANILINE AND FILM CORPORATION Johnson City, New York</p> <p>Ozalid in Canada Hughes Owens Co., Ltd., Montreal</p>
--	---

THERE'S A *Four Letter*

AMERICA has the highest standard of living in the world . . . but something is happening to it. There is talk of a recession . . . even a depression. We at Ceco *do not believe a depression has to come* in the building industry.

We know nothing about nylons, breakfast foods, or radios. But thirty-five years in the construction industry have taught us something about building and its problems. We believe the construction industry can and should lead the way back to an even higher standard of living.

We admit the complexities of today's situation. But we feel that these complexities can be circumvented. So why *think* a depression? Why not do in peace as we did in war—expect prosperity—plan prosperity—work for prosperity?

Let's look at the facts a minute. Today our needs for *everything* are the greatest in our history. There is accumulated purchasing power to keep industry humming for years to satisfy those needs—particularly the building industry. Then what is the fly in the ointment—why the fear that we are headed for collapse?

We at Ceco believe it's something the economists haven't analysed. We believe that prosperity depends on a different kind of straight thinking—on whether we, as individual Americans, are willing to **WORK** to make prosperity **WORK**. It's as simple as that.

It won't be easy. We said "work!" and we mean "work!" We of management must really work at managing. We must junk the too-frequent "wait it out" idea.

And labor must work—produce more instead of less—reduce overall costs per unit—justify high wages. Wages must not spiral

after prices and prices after wages. Labor and management *both* must have something left after they've made their investment of time and capital.

It can be done if we're intelligent enough, willing enough, fair and square enough.

Of course, we can't do it overnight. We can't provide a new home or plant for everyone who wants one next week, or next month, or even next year. But we can start—and keep on . . . and once the ball is rolling the results can astound even ourselves. When Roosevelt announced our production goals for the first year of the war, the world laughed. It was a different story when we exceeded them. Then, we were unprepared. Today, we have everything to work with if we're permitted to use it—and will use it.

Sure, during the war, costs were a secondary consideration. But today, in a freer economy, the same will-to-work can drive down costs and prices, and drive up the production which labor needs to stay prosperous.

We eased up after the shooting stopped—all of us. That's understandable. We needed to. But we've had our breathing spell. Now let's face the fact that there is no magic road to prosperity—that we cannot get something for nothing indefinitely. Always, eternally and inevitably, we of management and labor are going to have to **WORK** for prosperity.

Here at Ceco we have faith—faith that horse sense is finally taking hold. The productivity of labor is increasing. Absenteeism and turnover are decreasing. Output per man hour is on the upgrade. Controls are no longer the bug-a-boo they were. Many critical material shortages are leveling off. Some cities have modernized their building codes, and a general revision is in progress.

Word FOR IT!

In the past year "unfavorable factors" plagued us and at times we were not pleased with the service we gave. Shortages of steel and manpower, coupled with many delays, held down our production levels. We are apologetic to all of our good customers, who for the most part have been understanding and tolerant.

Yet as we look back over 1946 we're really surprised to see how much we did accomplish. We performed the following things in preparation for greater prosperity:

1. We doubled manufacturing capacity in our Plant No. 1. Also, expansion plans went forward in our 14 other plants and warehouses coast to coast.
2. We facilitated management operations by centering our general offices at Plant No. 1.
3. Company-wide, we increased our plant and erection organization by 40 per cent, our office personnel by 30 per cent.
4. With additions to our research facilities and personnel, we developed 16 new major products. More than 100 others still are under study. War experience is reflected in expanded use of diversified metals.
5. We—management and labor—increased production. Shipments of several principal lines, including screens and windows, were and now are greater than ever before.

6. We—management and labor—reduced absenteeism in our plants by 50 per cent.
7. We consistently modernized our equipment and machinery for maximum production.
8. We improved our agent-dealer structure and our service to agents-dealers.

What we did, many others did. In the days ahead we all can do even better.

Just a few fundamental virtues are necessary. Hard work, intelligence, and sympathetic understanding of labor's problems upon the part of management. Hard work—ever-increasing production—understanding of management's problems upon the part of labor.

We can say that here at Ceco we have the finest working conditions, the finest safety record, and the greatest opportunity in the history of our company.

We believe that *production* will maintain these high standards and even better them.

... production that justifies high wages.

... production sufficiently great for the costs involved, to make the selling price within the reach of the widest possible markets.

America has never yet admitted defeat. Why start now? High living standards can be cushioned against depression. Let's all quit *doodling* and get to *doing*. Yes, there's a four letter word for it—*W-O-R-K*.




PARTIAL LIST OF CECO PRODUCTS • METAL WINDOWS AND DOORS • METAL FRAME SCREENS • STEEL JOISTS AND ROOF DECK • METAL LATH AND ACCESSORIES • MEYER STEELFORMS • CONCRETE REINFORCING BARS • WELDED STEEL FABRIC • HIGHWAY PRODUCTS • CORRUGATED ROOFING • LOUVRE VENTILATORS

CECO STEEL PRODUCTS CORPORATION

GENERAL OFFICES: 5701 West 26th Street, Chicago 50, Illinois

Offices, warehouses and fabricating plants in principal cities




This church welcomes its congregation
with RADIANT HEATING
using BYERS WROUGHT IRON PIPE

The Trinity Lutheran Church at Norfolk, Virginia, is one of a number to use radiant heating with Byers Wrought Iron pipe—and to find in it an ideal answer to a difficult problem.

The building was designed by Bernard B. Spigel, Architect, and his Engineer L. Warren Carter, laid out the heating system. The 30 x 100-foot auditorium is warmed by grids fabricated from wrought iron pipe, laid on a 10-inch crushed stone fill and embedded in 4-inches of concrete, which is topped with asphalt tile. Sinuous coils of wrought iron are used in the Sunday School leg of the building while on the auditorium balcony similar coils are installed under wood flooring. A U.S. Capital oil burning boiler furnishes hot water at 120 F., which is circulated by

two 1½" pumps. The General Contractor for the structure was W. A. Ingram, and C. J. Montagna installed the plumbing and heating, and fabricated the coils. All radiant heating piping is Byers Wrought Iron, and the same material is used for all water piping in the building. Everyone concerned is delighted with this installation and operating costs have been remarkably low.

Byers Wrought Iron is the first choice of experienced engineers for radiant heating, because of its unusual combination of advantages. It is easily bent and welded, which speeds and simplifies installation. It emits heat rapidly. It expands and contracts at almost identical rates with concrete, which protects against thermal cracks. And its corrosion resistance under similar operating conditions has been dem-



onstrated in hundreds of installations, over periods of many years.

Our bulletin, "Byers Wrought Iron for Radiant Heating" gives the complete story. Ask for a copy.

A. M. Byers Co., Pittsburgh, Pa. Established 1864. Boston, New York, Philadelphia, Washington, Atlanta, Chicago, St. Louis, Houston, Salt Lake City, Seattle, San Francisco.

Corrosion costs you more than wrought iron

"ETERNALLY YOURS"—professionally-produced 16mm sound motion picture. An entertaining saga of the wrought iron industry, available to technical groups. New, authentic, informative. Write Modern Talking Picture Service, Inc., 9 Rockefeller Plaza, N.Y. 20, N.Y.

BYERS
GENUINE WROUGHT IRON
TUBULAR AND HOT ROLLED PRODUCTS
 ELECTRIC FURNACE ALLOY STEELS • OPEN HEARTH ALLOY STEELS
 CARBON STEEL TUBULAR PRODUCTS

ARCHITECTURAL RECORD

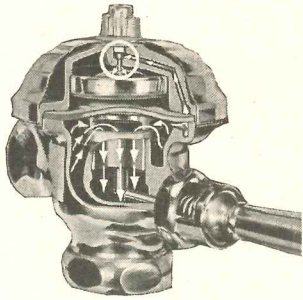


Copyright 1947 with all rights reserved F. W. DODGE CORPORATION • Vice-President in charge of Magazine Division, H. Judd Payne • **EDITORS:** Editor-in-Chief, Kenneth Kingsley Stowell, A.I.A.; Managing Editor, Emerson Goble; Senior Associate Editor, Douglas Haskell; Associate Editors, John W. Ragsdale, James S. Graham, Jr.; Associate in South America, Edmund J. Whiting, A.I.A.; News Editor, Florence A.

van Wyck • **ART DEPARTMENT:** Myron S. Hall, 3rd; Peter Piening, Consultant • **CONSULTANTS:** Industry Relations Consultant, Thomas S. Holden; Statistical Consultant, Clyde Shute; Building Economics Consultant, Norbert Brown; Field Research Consultant, Clifford Dannels, Jr.

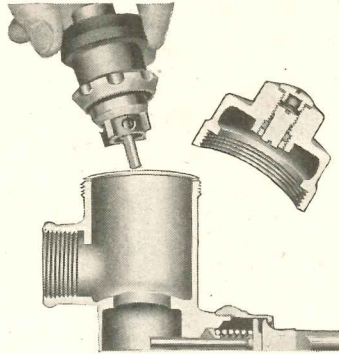
Architectural Record (combined with American Architect and Architecture) is published monthly by F. W. Dodge Corporation, 10 Ferry St., Concord, N. H., with Editorial and Executive Offices at 119 West 40th Street, New York 18, N. Y. Thomas S. Holden, Pres.; Howard J. Barringer, Vice-Pres. and Treas.; Irving W. Hadsell, Vice-Pres.; Chauncey L. Williams, Vice-Pres.; Sanford D. Stockton, Jr. Secy.; Walter F. De Saix, Asst. Treas.; Edwin H. Freed, Asst. Treas. Member Audit Bureau of Circulations and Associated Business Papers, Inc. Architectural Record is indexed in Reader's Guide, Art Index and Industrial Arts Index. Subscription rates: United States and Possessions, Canada, Cuba, Mexico, Central and South America, and Spain, \$4.50 the year, \$7.50 for two years, \$9 for three years; elsewhere, \$6.50 the year, \$11.50 for two years, \$15 for three years. Single copy, \$1. Circulation Manager: Marshall T. Ginn. Every effort will be made to return material submitted for possible publication (if accompanied by stamped, addressed envelope), but the editors and the corporation will not be responsible for loss or damage. Other Dodge Services: Real Estate Record & Builders' Guide, Sweet's Files, Home Owners' Catalogs, Dodge Reports & Dodge Statistical Research Service.

RENTAL HOUSING—PRIME PROBLEM IN 1947	57
An Editorial . . . by Kenneth K. Stowell	
FEDERAL TELECOMMUNICATION LABORATORY	58
Electronics Laboratory and Microwave Tower, Nutley, N. J., for Federal Telecommunication Laboratories, Inc. Giffels & Vallet, Inc., L. Rossetti, Engineers and Architects	
NEW BUILDINGS FOR BOYS TOWN, NEBRASKA	66
Leo A. Daly Company, Architects	
MEDICAL-DENTAL CENTER, OKLAHOMA CITY	74
Coston and Frankfurt, Architects and Engineers	
AIR CONDITIONING CALLS FOR COMPACTNESS	76
Residence for Dr. and Mrs. D. K. Brace, Austin, Texas. Fehr and Granger, Architects	
TEXAS HOUSE WITH NATIVE FRANKNESS	78
Residence for Mr. and Mrs. Carl A. Fehr, Austin, Texas. Fehr and Granger, Architects	
BUILDING TYPES STUDY NO. 121 SCHOOLS IN TRANSITION	79
A YEAR OF BASIC SCHOOL PROGRESS.	79
CLEAN DESIGN STANDS UP IN USE.	81
Edison Technical High School, Fresno, Calif. Franklin, Kump & Falk, Architects-Engineers	
UNILATERAL LIGHTING, TWO-STORY SCHOOL	86
James Vernor School, Detroit. Eberle M. Smith Associates, Architects-Engineers	
NEW BILATERAL LIGHTING, OPEN PLAN	88
Meiners Oaks School, Ojai, Calif. Maynard Lyndon, Architect	
PLANNING FOR CENTRAL SOUND SYSTEMS	90
With Diagrams by Richard de Haan	
"TRI-LATERAL" LIGHTING, PANEL HEATING.	93
Laurel Creek School, California. Franklin, Kump & Falk, Architects-Engineers	
PERFORMANCE CODE FOR NEW HEATING	97
New York State Recommendations Contain Many Novel Elements	
A BALANCED HEATING SYSTEM	98
Eberle M. Smith Associates, Architects-Engineers	
ARCHITECTURAL ENGINEERING Technical News and Research	99
FULL SIZE MOCK-UP FOR LIBRARY PLANNING.	99
R. B. O'Connor and W. H. Kilham, Jr., Architects	
QUONSET HUTS ARE BACK FROM THE WAR	102
FACTORY-PRODUCED HOUSES IN THE NEWS	103
PRODUCTS for Better Building	104
TIME-SAVER STANDARDS School Lunchrooms and Kitchens	107
MANUFACTURERS' LITERATURE	112
THE RECORD REPORTS News from the Field	7
REQUIRED READING	26
INDEX TO ADVERTISEMENTS.	158
COVER: Background photo by Philip Planert; photo of children, Press Assn.	



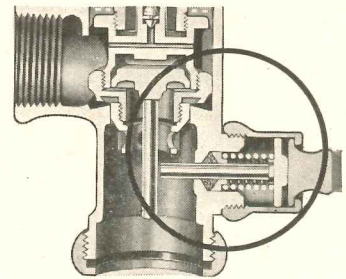
Self-Cleansing By-Pass

safeguards against prolonged flushing due to foreign matter in the water.



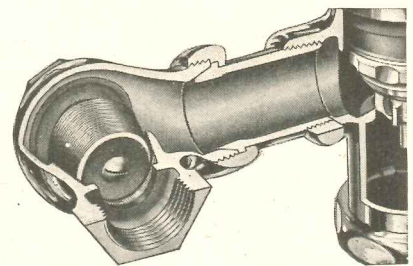
Single-Step Servicing

the feature that reduces maintenance time to the very minimum.



Self-Tightening Handle Packing

for real protection against leakage . . . requires no periodic tightening.



Screenless Silent-Action

eliminates all objectionable flush valve noise efficiently and permanently. Available at slight additional cost.

5


*points of
Watrous Superiority
of Value to You and
Your Clients*

Here are quick facts on five of the important features that combine to make Watrous Flush Valves the quality leaders. These features are found in both the Watrous Majestic diaphragm type and the Watrous Imperial piston type.

Note how simple and practical these features are. They are responsible for the water economy, reliability of service and low maintenance cost that make the selection of Watrous Flush Valves a constant source of satisfaction.

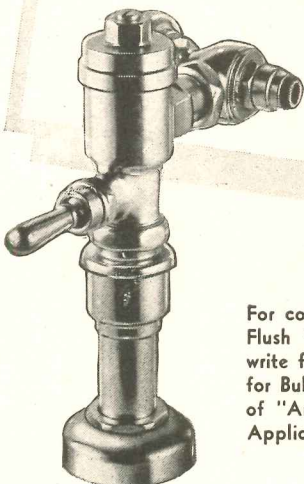
THE IMPERIAL BRASS MANUFACTURING COMPANY
1240 W. Harrison St., Chicago 7, Ill.

**THEY PAY FOR THEMSELVES
IN THE WATER THEY SAVE**



Water-Saver Adjustment

makes it possible to obtain maximum water savings on every fixture.



For complete information on Watrous Flush Valves see Sweet's Catalog or write for Catalog No. 448-A. Also ask for Bulletin No. 477 giving a summary of "Architects' Views on Flush Valve Applications".

Watrous
Flush Valves

THE RECORD REPORTS

Congressional Action Foreseen • Creedon and Foley Replace Wyatt as Housing Expediter and NHA Head Rental Housing Pushed • Hospital Standards Passed

New trends affecting construction as a result of the November elections are beginning to take form in both building and official circles. For one thing, heads are turned with greater assurance to 1947; for another, federal officials contemplate a trimming of both government and labor wings by Congress.

Uncertain factor is the strike outlook, but, provided strikes are kept to a minimum, a general upsurge in building is anticipated. Congress is expected to act as a brake on strikes since labor leaders, foreseeing a rewriting of labor laws, prefer not to provoke the situation too greatly.

Indirectly affecting building prospects are various broad Congressional programs. While procedural, the reorganization program voted at the last session is important. This means a paring of committees in both houses; for instance, the original program called for reduction of House committees from 48 to 19 and Senate committees from 33 to 15. Along with normal delays in organizing a new Congress, this revamping will mean some delay in legislation.

Congress Will Act

Particular facets of the legislative program which are of interest are:

1. All governmental controls and war powers will be intensively studied and legislation drafted to curtail them. The President's December action lifting many of the building controls is considered indicative of what is to come.

2. Federal appropriations are to be definitely sliced as well as personal income taxes; excise levies are to be revised and corporation taxes recast (presumably without cutting rates).

3. Both judiciary and labor committees will look into labor and draw up bills to reshape relations of government, unions and management.

4. Representative Wolcott, of Michigan, as head of the House Banking and Currency Committee, promised a quick probe of the veterans' housing program and voiced hope for speedy passage of corrective legislation to eliminate regulations holding up construction. The Wagner-Ellender-Taft general housing bill, with Senator Taft's backing, is slated for consideration in the Senate, unless a better substitute bill can be framed, although few feel that the W.E.T. can make its way through the House Committee.

May Boost Rents

Also due for Congressional attention is the whole question of rents. If ceilings remain in this field, provision for increases appears certain, especially on new dwelling units. Wolcott has indicated that rent controls cannot be lifted altogether. If controls were removed, he asserts, "a small minority of unscrupulous landlords no doubt would gouge their tenants and there would be evictions."

Amendment of the Wagner Labor Act is backed in many building quarters and some want the Wage Hour Law changed. Suggestions include exemption of foremen from National Labor Relations Board jurisdiction, holding of unions accountable, outlawing of jurisdictional strikes, etc. Lumber men want the Wage Hour Law amended to provide a one-year limitation of the back-pay and triple-liability clause.

Sought by home builders, incidentally, is an adequate supply of skilled workers with special emphasis on getting the unions to allow more apprentices to be trained.

Wyatt Ends Work

President Truman's price decontrol moves of early November, although significant for construction, were out-matched a month later by his reluctance


"Washington wits chuckle over the latest 'Wyatt prevaricated house.' Its front porch is a discarded Democratic platform; it has OPA ceilings and agricultural floors; interagency screening keeps out the bugs and flies; scarcity of glass for windows is solved by installing legal loopholes; the plumbing is made of old White House pipelines. The fence is of union pickets. If preferred, political hedging may be substituted."

— Wall Street Journal

to let Housing Expediter Wyatt exercise "full" housing powers. Wyatt's departure left remaining construction controls largely in the hands of the telescoped reconversion agencies, and the future of the Veterans Emergency Housing Program to a Congress definitely distrustful of regulation.


Nubbin of the Housing Expediter's dissatisfaction was a tussle with RFC over loans to prospective prefabricators. RFC Director Allen told the Senate Defense Committee that the lending agency was unwilling to put up more than 60 to 80 per cent of the funds, that those seeking credit should venture more of their own funds. Wyatt stressed the need for emergency action rather than a lending "slowdown" and a "business-as-usual" attitude. At issue were roughly a dozen loan applications, particularly a \$52,000,000 request from Lustron Corporation, which was in the limelight also in a dispute over lease of the Chrysler-Dodge war surplus plant at Chicago. Lustron wanted to use the

(Continued on page 10)



— Drawn for the RECORD by Alan Dunn

BUILD FOR TOMORROW...WITH



The kitchen that
will still be
modern in 1957!

Planned according to the latest time and motion studies . . . this "New Freedom Gas Kitchen" design features an "island treatment" that is functional as well as attractive. Note how it is step-planned for an even flow of work from refrigerator to sink to range to serving area . . . how smartly it solves the problem of a convenient eating place that's not underfoot in the kitchen itself!

21 MILLION PRE-SOLD CLIENTS! Why do you suppose that more than four-fifths of all the urban and suburban families in America use Gas? Or to go a step further, why in a city like Chicago—where every type of fuel is equally available—Gas does the cooking in 96% of the homes! The answer is simple... *Gas gives more!* It not only cooks better meals but it heats water faster, provides trouble-free refrigeration, presents no dirt or

storage problems in house heating, even keeps the weather under control with year-round air-conditioning. Gas is clean, dependable, flexible, economical—and above all—*modern!* Yes!... all the things that comfort-conscious Americans want! But what's more important to you . . . installing Gas conveniences in the homes you build today . . . means building the kind of long-lasting satisfaction that leads to *continued good business* tomorrow!

WHAT THEY WANT TODAY!

*The 1947 refrigerator
that gives women
everything
they want**

*What they want according to recent consumer survey	How the new Gas refrigerator fills the bill!
Frozen food storage	Gas refrigerator has big locker for storing up to 60 standard packages of frozen foods.
Speedier ice supply	Gas refrigerator freezes 10.1 lbs. at once in trigger-release ice trays.
More room for more foods	Gas refrigerator has 11-way shelf adjustment to accommodate all shapes and kinds of foods.
Longer food freshness	Gas refrigerator maintains <u>constant cold</u> ... has no on-and-off operation to endanger freshness.
Moist cold compartment	Gas refrigerator has two dew-action fresheners for crisping vegetables.
Ease of cleaning	Gas refrigerator has streamlined stain-resistant finish inside and out.
Lasting economy	Gas refrigerator has no moving parts to break down or wear out.
Silence!	Gas runs the <u>only automatic refrigerating system that never makes a sound!</u>



AMERICAN GAS ASSOCIATION



What more could you want...

than the refrigerator you can recommend without reservation . . . the new Gas refrigerator that costs so little to run . . . requires only the simplest connections . . . is compact and smart-looking in the finest new home—and—gives longer service with greater satisfaction!

THE RECORD REPORTS (Continued from page 7)

plant to make its housing units whereas the War Assets Administration had given a lease to a motor car manufacturer.

The President, taking the elections as a sign of sentiment against controls, could not go along with Wyatt's subsequent recommendations for full exercise of emergency housing authority.

Coincident with the Wyatt development came the rail embargo as a result of the coal strike, which hampered all freight but a few essential commodities and put a temporary crimp in distribution of building supplies. This, of course, heightened the situation already caused by the shutdowns in steel and other industries and made even more unpredictable the building prospects.

Housing Officers Named

Following Wyatt's resignation, President Truman completely revamped the federal housing bureaus, appointing two men to Wyatt's dual housing role: Frank Creedon as Housing Expediter; and Raymond M. Foley as National

Housing Administrator. By executive order the President also wiped out the OPA, the OWMR, the CPA and the OES, creating a new agency, the Office of Temporary Controls, which will combine the remaining functions of the four and gradually wind up their activities. Named as head of the OTC is Maj. Gen. Philip B. Fleming, of the FWA.

Materials Increase

Before many months are out of the way, tight spots in building materials are counted on to improve — unless, of course, strikes, directly or indirectly, interfere. While prefabrication may increase, the Wyatt-set goals under the veterans housing program are discounted.

As the old year drew to a close, the Civilian Production Administration calculated that by January there would be no more shortages of brick, concrete block, cement, hot water heaters, warm air furnaces — provided the coal strike was not prolonged. The agency foresaw a supply-demand balance on sinks, struc-

tural clay tile, asphalt roofing, and radiation by the first quarter of 1947. It reported, however, that a long wait may be ahead for cast iron soil pipe, bathtubs, lavatories and water closet bowls.

Distribution is Problem

CPA foresaw, too, some clearing of maldistribution of shipments and delivery delays. Maldistribution has arisen in particular, it said, through use of prewar patterns in distribution whereas the postwar pattern shows a shift from eastern areas to areas west of the Mississippi.

In this connection the Commerce Department reports that lumber distribution is now of greater concern than production. Need for channeling a limited supply to consumers has brought about serious maladjustments in the traditional system of distribution. Consumer demand has been particularly insatiable and the distributors' stock turnover in some cases has been as frequent as once every eight working days.

Department studies show that lumber distributors have at no time since 1943 received their normal share of production. Distributing regions farthest from centers of production, such as the prairie, lake and central regions, have received the smallest share of mill supplies.

Land Program Drawn


In view of estimates that most 1947 homes will be built on so-called "raw" land — this represents the findings of a 50-city survey by NHA — mayor's emergency housing committees have been given a suggested program for community action on new land projects, including the enforcing and simplifying of foreclosure proceedings against abandoned tax property. Such a program presumably would include, too, modern subdivision regulations, zoning ordinances, building codes and other forms of control of city planning. NHA estimates that 300 square miles of raw land throughout the nation must be developed at a cost of \$1 billion.

As to building codes, federal officials state that producers of prefabricated houses especially are affected. Among code obstacles reported are excessive requests for minimum floor space, ceiling heights, and floor loads; hostility to dry-wall construction, and requirements for conventional framing regardless of type of material or panel construction.

National Code Urged

Most industry organizations and government agencies advocate a national building code based upon accepted performance standards and including co-development of administrative techniques which could be adopted by state and local governments. Organizations

(Continued on page 12)



Factory-office building near Chicago. Graham, Anderson, Probst & White, architects

BUILDING NOTES

Factory and Offices

CPA approval has been given for the immediate construction of a new factory and office building for the Jas. P. Marsh Corp., manufacturer of industrial instruments and heating specialties, in Skokie, Ill., a suburb of Chicago.

Designed by Graham, Anderson, Probst & White, the new building will be of concrete and steel with cut stone facings, one story in height, air conditioned and sound-proofed throughout.

Veterans' Houses

Those enterprising Ohio veterans who, tired of waiting for their housing problems to be solved, banded together and built their own homes (see ARCHITECTURAL RECORD, Sept., 1946, p. 154), have moved in.

The little group of 17 ex-G.I.s (only 15 originally), most of whom are employees of Owen-Corning Fiberglas Corp., Toledo, had the satisfaction of


seeing their project completed in record time. Ground was broken only last July 5th; on October 4th an elaborate "Roof-tree Ceremony" was staged to mark the completion of the first house in the group.

A basic FHA plan for a two-story, wood frame, six-room house was used, with individual variations, for 14 of the 17 homes. Changes from the basic plan were made by the contractors, and professional architectural services were wholly dispensed with.

Atomic Research Lab

Plans have been announced by the War Department for the establishment of a \$20 million nuclear research laboratory near Schenectady, N. Y., for the study of power generation from atomic energy.

To be called The Knolls Atomic Power Laboratory, the proposed center — the fourth in the Manhattan Project's network of laboratories — will be operated by the General Electric Company.




**Lighting is now a structural aid . . .
an integral part of interior design
. . . CEILINGS UNLIMITED**

MILLER FLUORESCENT TROFFER LIGHTING SYSTEMS not only provide GOOD LIGHT . . . they also serve as a structural aid in the planning of the interior designs of stores, offices, schools, factories and public buildings. Miller TROFFERS can be used as "building blocks" to make an expanse of ceiling (walls, too) an integral part of an invitingly modernized interior to form any ceiling pattern desired . . . CEILINGS UNLIMITED. Additional advantages: Less than half usual number of supports needed from structural ceiling. Installation simplified. Wiring, conduit and conduit fitting costs cut 50 to 80%. Easy, accurate leveling of ceiling assured.

MILLER LIGHTING SERVICE IS ALL-INCLUSIVE. Its 50 and 100 FOOT CANDLERS (Continuous Wireway Fluorescent Lighting Systems) have been

established as standard by industry. And its Incandescent and Mercury Vapor reflector equipment have broad industrial application.

MILLER field engineers and distributors are conveniently located.



THE MILLER  COMPANY

ILLUMINATING DIVISION, MERIDEN, CONNECTICUT

ILLUMINATING DIVISION
Fluorescent, Incandescent
Mercury Lighting Equipment

HEATING PRODUCTS DIVISION
Domestic Oil Burners
and Liquid Fuel Devices

ROLLING MILL DIVISION
Phosphor Bronze and Brass
in sheets, strips and rolls

THE RECORD REPORTS

(Continued from page 10)

interested in developing such codes include representatives of federal, state and local governments, construction industry organizations, standards associations, labor unions, building materials industry groups and research institutions.

Push Rental Housing

The Federal Housing Administration continues its advocacy of rental housing. In a new bulletin it states that practically every city in the country and even small towns offer a potential market for new rental property.

As to architectural considerations, FHA cites the following:

"Although primarily a technical problem, architectural planning has financial aspects since a project's success depends largely upon rental appeal.

"Poorly constructed property may allow lower initial costs, but it will probably involve high operating and maintenance costs. The greatest degree of investment security lies in property which is well-planned, economically constructed and operated, and in a desirable location.

"From the standpoint of mortgage or equity security, quality of material and construction must insure durability with low maintenance cost. Sound investment requires the presence of essential quality, to the exclusion if necessary of luxury arrangements.

"In general, all dwellings should provide rooms of adequate size and shape and room arrangements which offer privacy and general convenience, good light and ventilation, and a minimum of unusable space. This is essential if rental value is to be produced commensurate with cost of construction and operation.

"In order to obtain permanent acceptance, the design should be appropriate to the area in which the property is located, to climate and topography and to the local mode of living."

Conditions and regulations must be changed before equity capital can be drawn into the market in any volume.

As to home mortgages, Commissioner John H. Fahey, of the Federal Home Loan Bank Administration, warns mortgage bankers against "the danger of inflationary mortgages based upon excessive prices for homes." He asserts that the country is in the midst of "the most serious inflation of real estate prices in our history."

Few Choose Coal

The coal strike makes pertinent a trend away from coal heat in homes to use of gas and oil. NHA data on heating systems specified in veterans' houses,

(Continued on page 14)

Engaged TO CREATING
Salter
MASTERPIECE FIXTURES
OF OUTSTANDING DESIGN,
VALUE, AND SERVICE

Not two, but seven specialized plants are now pooling their skill and modern production facilities to producing Salter Masterpiece Fixtures. The volume potential of these resources will permit you to specify Salter fixtures on any construction project with the assurance of delivery being made to meet specific construction schedules. In addition, Salter research and design engineers have created and are perfecting many new developments which will be introduced during 1947. The sparkling chrome swing spout fixture illustrated above is a modest sample of the better things to come. To assist you in your planning, we suggest you send for the new Salter catalog which reviews current available patterns and describes the design and construction features which make Salter Masterpiece Fixtures unexcelled for quality, style and trouble-free "EZE" close operation.

Masterpieces in Brass
Salter

H.B. Salter MFG. CO.

MASTERPIECES IN BRASS

10 Ninth Street, Marysville, Ohio

and division THE GLAUBER BRASS MFG. CO., Kinsman, Ohio

WESTERN UNION

1229
 DE - Day Letter
 NL - Night Letter
 LC - Deferred Cable
 MLT - Cable Night Letter
 R - Radiogram


CLASS OF SERVICE
 This is a full-rate Telegram or Cablegram unless its deferred character is indicated by a suitable symbol above or preceding the address.

The filing time shown in the date line on telegrams and day letters is STANDARD TIME at point of origin. Time of receipt is STANDARD TIME at point of destination.

CB143 DL PD=JY CHICAGO ILL 8 1104A
 A C GANMILL, MANAGER MILLS CIN RESTURANT=
 31 EAST FOURTH ST CIN=

YOUR ORGANIZATION HAS BEEN SELECTED AS WINNER OF A PLAQUE AS FIRST AWARD IN THE FOOD SERVICE CONTEST CONDUCTED BY INSTITUTIONS MAGAZINE PRESENTATION OF AWARDS WILL BE MADE AT THE FOOD SERVICE SESSION OF THE NATIONAL HOTEL EXPOSITION ON WEDNESDAY NOVEMBER THIRTEENTH AT TWO THIRTY PM IN THE THIRD FLOOR OF GRAND CENTRAL PALACE IN NEW YORK CITY. PLEASE WIRE COLLECT WHETHER YOU OR A REPRESENTATIVE CAN ACCEPT AWARE IN PERSON=
 C L STAPLES INSTITUTIONS M
 EDITOR 1900 PRAIRIE AVE C

where Mills serves three million meals a year in Cincinnati . . . a partial view of the two-line serving counters.



SIGNALLY HONORED

Congratulations to Mills of Cincinnati! First award nationally among food service establishments serving more than 100,000 meals a month. The choice of the magazine INSTITUTIONS after a year's search for the champion scored on twelve factors.

It is with honest pride that Van reports its part in furnishing engineering and equipment to Mills of Cincinnati. Mills is kind enough to credit Van with a share in its success.

The twelve factors scored by five recognized authorities as a jury acting for INSTITUTIONS read like twelve chapters out of Van's century-proved philosophy of kitchen engineering. Van is proud of Mills recognition and of the efficiency of hundreds of other food service establishments whom it has been their privilege to engineer and equip.

1. Selection of equipment for functional application
2. Placement of equipment
3. Sanitation in food preparation and service
4. Employee morale
5. Accident elimination
6. Speed in preparation of food
7. Efficiency in preparation of food
8. Savings in work hours
9. Ease of maintenance of equipment
10. Serving facilities and equipment
11. Ingenuity in meeting special problems
12. Psychological aspects in customer relations

The John Van Range Co.


EQUIPMENT FOR THE PREPARATION AND SERVING OF FOOD

429 CULVERT STREET

CINCINNATI 2, OHIO

DIVISION OF THE EDWARDS MANUFACTURING CO.

Branches in Principal Cities



**HOT
ACID FUMES
GO UP**
(and Nowhere Else)

Clients Like Results Like This

● You are *sure* to please your industrial ventilation clients when you specify "Propellair." These double-action *pull-push* fans are simple, compact, easy to install—*really* do a job.

Modern blade design compensates for the differences in linear speeds of points at various radii—gives a powerful suction with strong exhaust that *masters* virtually any situation.

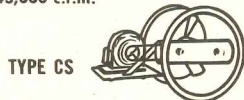
At Pressed and Welded Steel Products Company, Inc., Long Island City, N. Y., this simple drum-type Propellair *completely* removes hot nitric acid fumes—helped cut passivating time 87%; labor 50%. Attendants now need no masks; just gloves.

Propellair fans simplify layouts; "fit in" most anywhere; *save money* at every turn. We'll be glad to work with you.

"MOVING AIR IS OUR BUSINESS"

DRUM-TYPE FANS

Complete, convenient, self-contained units ready to install in ducts or stacks from 20- to 48-inches diameter. Capacities to 43,000 c.f.m.

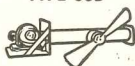


TYPE CS

TYPE CD



TYPE CSB



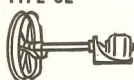
TYPE CU



VERTI-STACK



TYPE GE



TYPE CM



PROPELLAIR, Inc.

SPRINGFIELD · OHIO

THE RECORD REPORTS

(Continued from page 12)

for instance, show, even before the strike got under way, 52 per cent calling for gas, 21 per cent for oil and 27 per cent for coal. Officials, however, attribute the shift not so much to strike fears as to consumer objections to coal bins, to carting away ashes, etc. A limiting factor on the trend, as cited by the trade, is the tightness of equipment with too few oil burners on hand. Cited, too, is the variation of heating requirements according to areas. An increase in the availability of natural gas through use of pipelines, for example, would be a determining factor in the Northeast.

Legion Recommends

Following its November inquiry into the veterans' housing program, the American Legion's Special National Committee on Veterans' Housing submitted a lengthy and critical report to the Legion.

Its recommendations cover many fields of housing. Among highlights:

NHA and the office of Housing Expediter should be abolished;

FHA should be empowered to guarantee 100 per cent loans on homes to G.I.s up to \$6,500 and to guarantee 100 per cent of the cost of construction of new multiple rental housing projects up to a total of \$1 billion;

Rent control should be transferred to FHA;

FHA should draft a modern building code as a model for local governments;

Priorities should be abolished along with price ceilings on new construction;

CPA should maintain rigid controls on non-residential construction and district committees should have final say on non-residential applications;

The Veterans Administration should adopt a real estate appraisal system similar to FHA's;

Incentive payments and guaranteed market contracts should be discontinued.

In its preliminary statement the Legion committee enumerates a long list of criticisms. Among other things it says that housing of veterans' families on farms is even more critical on a percentage basis of actual need than urban housing. Representatives of government and private groups at its sessions agreed that additional incentives must be provided to developers of rental housing.

Factory-built houses are criticized. Such houses, says the report, should help solve the veterans' problem on the basis of merit and competitive pricing and sales appeal without government assistance. "Representatives of government and business alike advised the committee," the report continues, "that in

(Continued on page 16)

Jenkins PRACTICAL PIPING LAYOUTS 18

How to plan a BRINE COOLING SYSTEM WITH AUXILIARY DEFROSTING UNIT

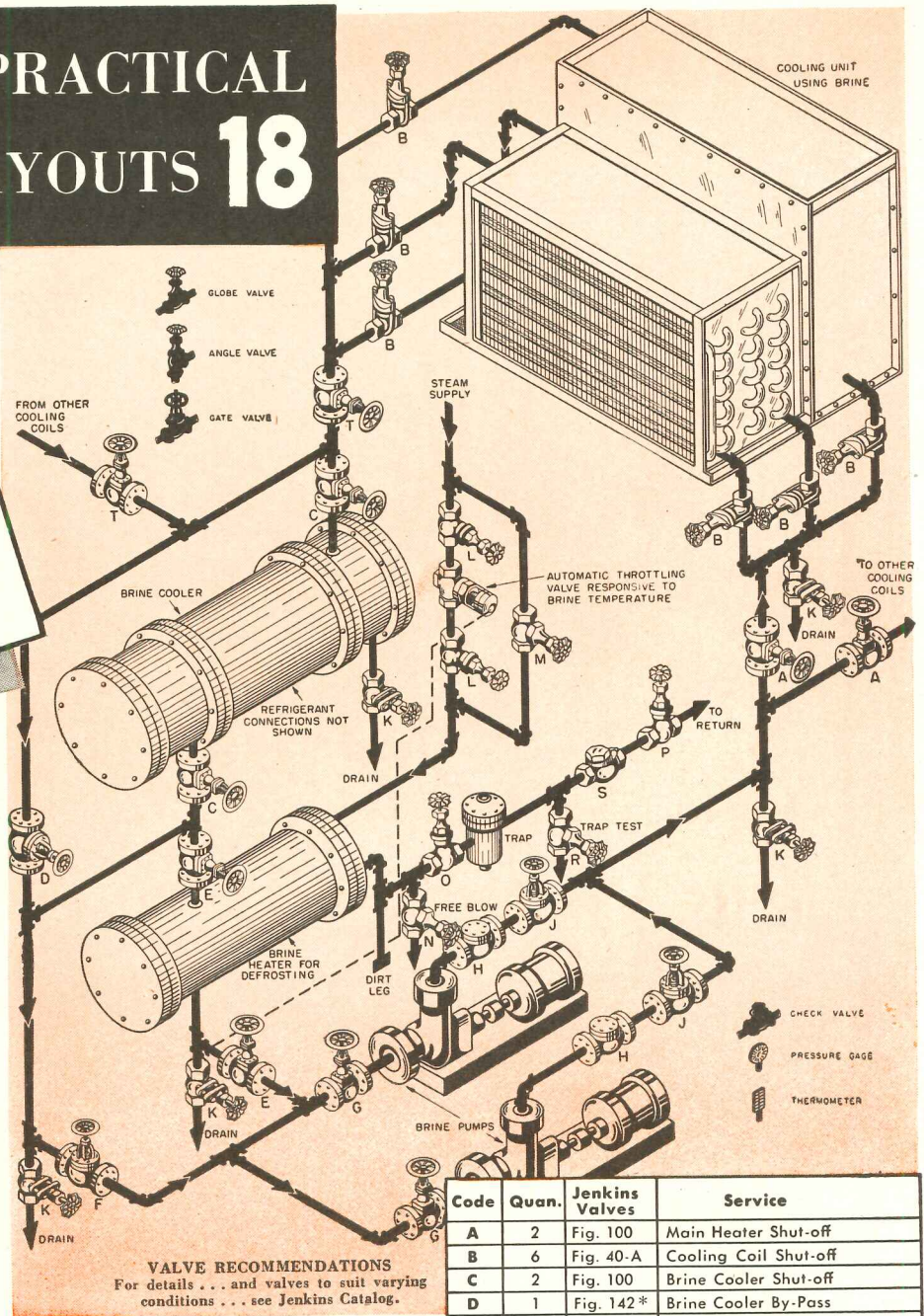
This brine cooling system is typical of many indirect refrigeration systems where cooling is not effected directly by the refrigerant.

Brine is used where the temperatures maintained fall below the freezing point of water...in cooling systems for fur storage, food storage and for many industrial applications. Defrosting of coils is accomplished by heating the brine and continuing its circulation. Thus, possible damage to coils by mechanical defrosting is avoided.

In normal operation the brine is pumped through cooling coils - the warm brine then returned to cooler where it is cooled in tubes by the refrigerant in brine cooler. Next it by-passes defroster and enters suction pumps. For defrosting, the brine cooler is by-passed and the brine is circulated through the defroster where it is heated. The heated brine is circulated through cooling unit until defrosting has taken place - then normal operation is resumed.

Consultation with accredited piping engineers and contractors is recommended when planning any major piping installations.

Copies of Layout No. 18, enlarged, with additional information, will be sent on request...also future Piping Layouts. Just mail coupon.



VALVE RECOMMENDATIONS
For details... and valves to suit varying conditions... see Jenkins Catalog.

A CHOICE OF OVER 600 JENKINS VALVES


To save time, to simplify planning, to get the advantage of Jenkins specialized engineering experience...select all the valves you need from the Jenkins line, fully described in the Jenkins Catalog. It's your best assurance of the lowest cost in the long run.

Jenkins Bros., 80 White St., New York 13; Bridgeport, Conn.; Atlanta; Boston; Philadelphia; Chicago; San Francisco. Jenkins Bros., Ltd., Montreal; London, England.

LOOK FOR THIS  DIAMOND MARK Since 1864

Code	Quan.	Jenkins Valves	Service
A	2	Fig. 100	Main Heater Shut-off
B	6	Fig. 40-A	Cooling Coil Shut-off
C	2	Fig. 100	Brine Cooler Shut-off
D	1	Fig. 142 *	Brine Cooler By-Pass
E	2	Fig. 100	Brine Heater Shut-off
F	1	Fig. 142 *	Heater By-Pass
G	2	Fig. 100	Brine Pump Suction Shut-off
H	2	Fig. 295 *	Pump discharge check
J	2	Fig. 142 *	Pump discharge control
K	5	Fig. 75-A	Drains
L	2	Fig. 47	Steam Automatic Valve Shut-off
M	1	Fig. 106-A	Steam Automatic By-Pass
N	1	Fig. 106-A	Free blow
O	1	Fig. 47	Trap Shut-off
P	1	Fig. 47	Return Shut-off for Test Trap
R	1	Fig. 106-A	Trap Test
S	1	Fig. 92	Return Check
T	2	Fig. 100	Return lines from coolers

*All Iron



JENKINS VALVES

For every Industrial, Engineering, Marine, Plumbing-Heating Service... in Bronze, Iron, Cast Steel, and Corrosion-resisting Alloys... 125 to 600 lbs. pressure.

Sold through Reliable Industrial Distributors Everywhere.

JENKINS BROS., 80 White St., New York 13, N. Y.
Please send me a reprint of Piping Layout No. 18.
and future Layouts as they become available.

Name.....
Address.....
Company.....

THE RECORD REPORTS

(Continued from page 14)

the absence of strikes the production of all building items in 1947 would be sufficient to construct at least 1,500,000 new housing units."

Prefabricators Meet

At the winter meeting of the Prefabricated Home Manufacturers Institute in December, FHA Commissioner Raymond M. Foley pointed to the need for a broad public relations program directed at "unnecessary and unjustified restrictive policies and attitudes. In my opinion this is a time of testing for prefabrication and mass production in housing," he said.

Raymond F. Talbert, president of the Pittsburgh Home Savings and Loan Association, warned that the prefabricating industry must convince prospective purchasers and prospective lenders that it will not stand for excessive dealer profits and that it will produce at reasonable F.O.B. prices the type of homes which people generally will buy with pleasure and own with pride.

Judge Thurman Arnold, former Assistant Attorney General, urged united action by the building industry on a single labor program, touching on jurisdictional disputes, unproductive work, protective tariffs and obsolete methods. These practices, he said, are the weakest point of the building trades union.

Tyler S. Rogers, president of the Producers' Council, estimated that building materials would be sufficient in 1947 for prefabricators to reach their goal of 300,000 units.

Favor Research Board


Creation of a building construction research board as a technical clearing house of information was recommended at a post-election meeting of the U. S. Chamber's Construction Industry Advisory Council, which also called for removal of all government controls.

At this meeting James R. Edmunds of the American Institute of Architects urged adoption of "a definite, specific, integrated program" for expansion of the volume of construction. In a detailed discussion he recommended, among other things, "the cooperation of the design elements — and of contractors and workers."

It was at this meeting that Norman P. Mason, of the National Retail Lumber Dealers Association, announced an "Industry Engineered Home" in which his group is cooperating with the Producers' Council.

"The system employs a single modular standard unit measuring 16 by 24 ft.,"

(Continued on page 18)





YOU CAN EXPECT AN UNBIASED VENTILATOR RECOMMENDATION FROM BURT ENGINEERS

Because the Burt Ventilator line is so complete, you can expect an impartial recommendation of the types that best answer your particular problems. Burt Ventilators include a size and type for every need—fan, gravity, revolving head and continuous ridge types.

If special designs are required, Burt's experience of more than half a century of manufacturing ventilators, and its modern metal fabricating equipment assure you economical and efficient production.

Burt engineers will be glad to help you lay out your plans and submit specifications without obligation. See Sweet's or write for catalog and data sheets on the complete Burt Ventilator line—NOW!




WRITE FOR CATALOGS AND DATA SHEETS

The BURT MFG. Co.

48 East South St. Akron 11, Ohio

MANUFACTURERS OF VENTILATORS AND LOUVERS
OIL FILTERS AND SHEET METAL PRODUCTS

Air Conditioning . . . Builder of Good Will and Business for Banks



Air conditioning is recognized today as an outstanding builder of good will and business for banks. The public prefers to conduct its summertime business in cool, refreshing comfort . . . where employees are more alert and efficient, and render better service. Packaged Air Conditioners, pioneered by Chrysler Airtemp, are ideal for banks and financial offices. They occupy little floor space, fit into any architect's plans and are easily installed, singly or in multiple as shown below. Operation is automatic and costs of operation and upkeep are low. For specifications, architects are invited to write . . . Airtemp Division of Chrysler Corporation, Dayton 1, Ohio • In Canada: Therm-O-Rite Products, Ltd., Toronto.



*Simplified
Cooling*

FOR EVERY BUSINESS

Automatically Yours


© 1947 Chrysler Corporation



PACKAGED AIR CONDITIONERS

HEATING • AIR CONDITIONING • COMMERCIAL REFRIGERATION

Don't Overlook MICHAELS PRODUCTS in Your Building Plans



The manufacture of ferrous and nonferrous metal building products has always been a major part of our business. And now that restrictions are lifted, and materials obtainable, we offer to architects and builders a variety of bronze, aluminum and nonferrous metal products. For specific requirements Michaels craftsmen will faithfully reproduce in metal the most intricate architectural designs. If your plans include metal products, write us.

MICHAELS PRODUCTS

Fixtures for Banks and Offices
Welded Bronze Doors
Elevator Doors
Elevator Enclosures
Check Desks (standing and wall)
Lamp Standards
Marquise
Tablets and Signs
Name Plates
Railings (cast and wrought)
Building Directories
Bulletin Boards

Stamped and Cast Radiator Grilles
Grilles and Wickets
Kick and Push Plates
Push Bars
Wrought Iron and Bronze Lighting Fixtures
Wire Work
Cast Thresholds
Extruded Thresholds
Extruded Casements and Store Front Sash
Bronze and Iron Store Fronts
Bronze Double Hung Windows
Bronze Casement Windows

THE MICHAELS ART BRONZE CO., Inc., Covington, Kentucky

Manufacturers since 1870 of many products in Bronze,
Aluminum and other metals

THE RECORD REPORTS

(Continued from page 16)

Mr. Mason explained. "These units may be arranged side by side, end to end, side to end, or one over another, the number of units being used varying with the need of the owner. . . . Heating plants, plumbing, hardware, lighting fixtures and electric wiring, and interior finish woodwork can all be packaged for this basic unit. Packages will be separately designed for the various differing climatic areas depending upon the varying needs and customs. . . . This industry-engineered home is still in its experimental stages, but already it is apparent that the savings that can be effected are very real. . . . Some 250 manufacturers of varying kinds and types of building materials have indicated their interest in designing or packaging their materials for this program. . . . Right now, it is contemplated that actual homes will be under construction within six months."

Hospital Standards

The Federal Hospital Council has accepted the standards of construction and equipment drafted by the Office of Technical Services, Division of Hospital Facilities, U. S. Public Health Service. These standards, required by the Hospital Survey and Construction Act, will apply to all projects to be built with federal assistance under that legislation.

The standards constitute the minimum requirements considered necessary to insure properly planned and well constructed hospitals and health centers. Developed under the direction of Marshall Shaffer, head of the Office of Technical Services and author of the hospital planning studies published in the ARCHITECTURAL RECORD last June, July and August, the standards were approved by the Committee on Hospitalization and Public Health of the A.I.A. and a special technical committee on architectural standards appointed by the Federal Hospital Council.



MATERIALS ROUNDUP

Asbestos: A world-wide shortage of asbestos fiber is reported by *Asbestos Magazine*. Principal shortage is in "shingle" grade used in a wide variety of asbestos-cement building products; acute shortage also of the very short grades used in manufacture of floor tile.


Asphalt Roofing: Asphalt shingles and roll roofing are being produced at the rate of 75 million squares a year, an all-time production high, according to figures of the Department of Commerce.

(Continued on page 20)

Plugin

FA

BUSDUCT



... "One of the greatest boons to today's problem of increased production!" ...

That is what users say of **PLUGIN** [®] **BUSDUCT**—the modern, convenient, economical and flexible system of power and light distribution.

PLUGIN [®] **BUSDUCT** helps speed production by saving thousands of man hours each year, reducing waste motion and lost time by making power available where and when you want it. Plugin outlets every foot of the way make it possible to move and relocate machinery at will and eliminate long and expensive lead-ins with a consequent drop in voltage.

If you want to speed up and increase the productivity of your plant, then install **PLUGIN** [®] **BUSDUCT**—and see the difference.

PLUGIN [®] **BUSDUCT** is available in standard ten-foot sections with multiple outlets for any of the following attractively finished, practical plugin units:

- 1 SHUTLBRAK**—Ideal for quick make and break, heavy-duty operation. Capacities: 30 to 200 amps. — 250 and 575 volts.
- 2 KLAMPSWITCHFUZ**—Splendid for disconnect service... the hinged-type pull out door containing both switch and fuse in one unit. Capacities: 30 to 200 amps. — 250 and 575 volts.
- 3 CIRCUIT BREAKER**—Provides automatic-thermal overload protection for circuits and equipment. Capacities: 15 to 225 amps. — 250 and 575 volts.

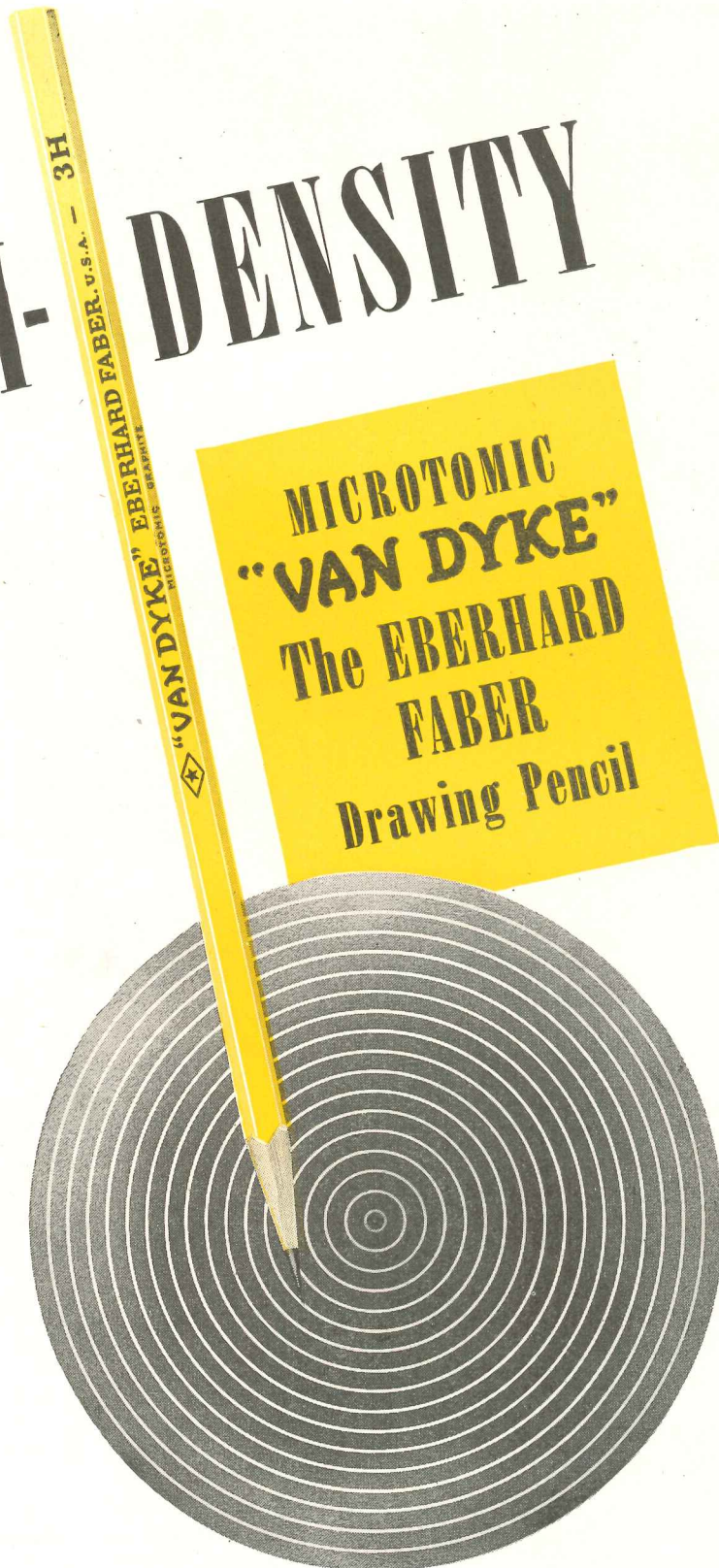
The Most Economical Path from Power Source to Equipment

MAKERS OF...
BUSDUCT
PANELBOARDS
SWITCHBOARDS

Frank Adam
ELECTRIC COMPANY
ST. LOUIS, MISSOURI

SERVICE EQUIPMENT
SAFETY SWITCHES
LOAD CENTERS
ELECTRIC QUIKHETER

HI-DENSITY



BETTER BLUEPRINTS

naturally result from more opaque pencil tracings... and more opaque pencil tracings result from using a lead that gives off a denser line — one that is solidly black. The special HI-DENSITY Lead made by our exclusive MICROTOMIC process leaves nothing to be desired... For your personal satisfaction, try one and discover the drawing pencil with the quality touch.

18 Degrees from 7B to 9H with Round Leads... Plus 6 Degrees with special Chisel Point Leads.

THE RECORD REPORTS

(Continued from page 18)

Manufacturers are now feeding the building supply trade at the rate of one million more squares per month than in March, 1946.

Brick and Tile: Most critical production difficulties in the brick and tile industry have been overcome, reports the Structural Clay Products Industry. Production has reached "a rate well above all probable housing requirements, although the industry has a large back-log of orders which must be worked off before builders and contractors can be assured of prompt delivery in all localities." Prices for most part are not expected to rise above ceiling prices in effect up to time of decontrol.

Lumber: The 1946 production figure of 30 billion board feet was 19 per cent greater than the average yearly cut of the five-year period preceding the war. Stocks at both yards and mills are showing slight increases for the first time since 1941, reports the National Lumber Manufacturers Association.

Nails: If uninterrupted, the current high rate of nail shipments should in a few months relieve the widely reported shortage of this product, especially for the housing program, according to the American Iron and Steel Institute. During September, nail shipments were equivalent to the highest peacetime annual rate since 1923.

ON THE CALENDAR

January 9-11: Annual Meeting, Louisiana Engineering Society, New Orleans.

January 14-17: 1st national Materials Handling Exposition, Public Auditorium, Cleveland, Ohio.

January 23-26: 2nd Conference and Exhibit, Low-Pressure Division, The Society of the Plastics Industry, Edgewater Beach Hotel, Chicago.

January 25-31: 3rd annual plastics show and convention, Society of Plastics Engineers, Navy Pier, Chicago. Technical meeting, Congress Hotel, Chicago, January 27-31 only.

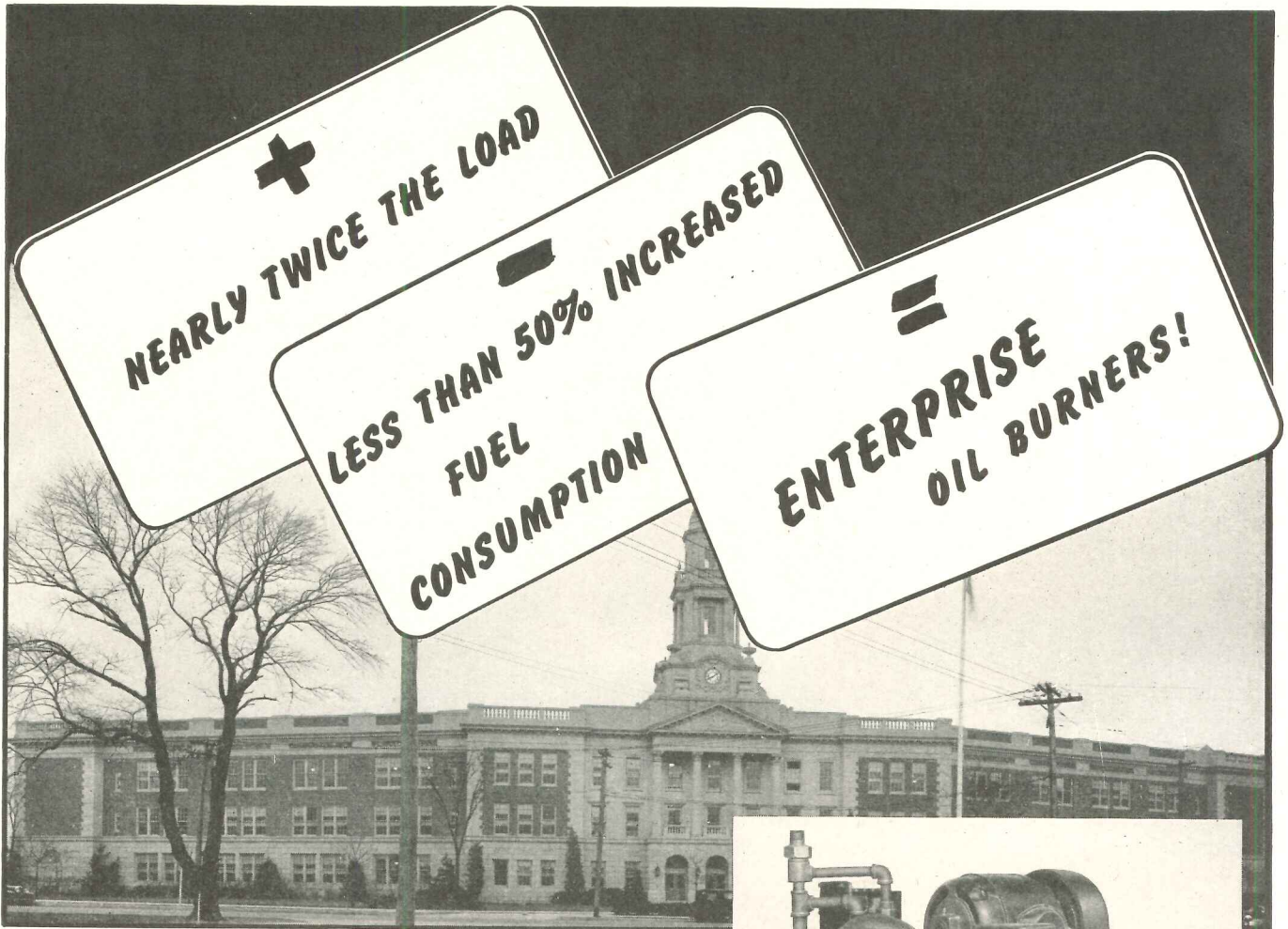
January 27-30: 28th Annual Convention, The Associated General Contractors of America, Inc., Stevens Hotel, Chicago.

January 27-31: 7th International Heating and Ventilating Exposition, Lakeside Hall, Cleveland, Ohio.

January 27-31: Electrical Engineering Exposition and Winter Convention, American Institute of Electrical Engineers, 71st Regiment Armory, New York City.


February 23: Opening, National Association of Home Builders Convention and Exposition.

March 22-27: Western Metal Con-
(Continued on page 118)



Sewanbaka High School, Floral Park, Long Island. Burner Installation by Enterprise Engineering Company of New York, Brooklyn, N. Y.

THE annual fuel oil consumption at Sewanbaka High School on Long Island, one of New York's largest central high schools, was 90,000 gallons of No. 6 oil. When the heating load was increased approximately 70% to a total of 100,000 square feet, authorities naturally expected a corresponding increase in fuel consumption. But *fuel consumption increased less than 40%!* Why? The school's ENTERPRISE Oil Burners, painstakingly engineered to the exact requirements of the school, carried the load more efficiently. ENTERPRISE combustion engineers were able to increase the efficiency of the entire operation by recommending use of an automatic electric tank heater for the 10,000 gallon fuel tank located 125 ft. from the boiler room, and by installing a 3" suction line properly insulated to the four ENTERPRISE Burners.



Results: despite prolonged shut downs over week end and holidays and cold oil in the lines, and the size and length of the suction lines, ENTERPRISE Oil Burners started instantly, gave uninterrupted efficient service!

ENTERPRISE Oil Burners are available in manual, Semi-Automatic and Full-Automatic in combination with modulating fire control or special combinations for your specific requirements.

COMBUSTION EQUIPMENT DIVISION

ENTERPRISE

ENGINE and



FOUNDRY CO.

18th and FLORIDA STS.

SAN FRANCISCO, CALIF.

NEW YORK · BOSTON · NEW ORLEANS · CHICAGO · SEATTLE · WASHINGTON, D.C.

Chicago Housing Project used Duraplastic in Structural Frames



Second unit, Princeton Park Housing Project, Chicago; Holsman & Holsman & Klekamp, architects, Chicago

ON THIS HOUSING UNIT of 107 buildings, concrete was made with Atlas Duraplastic air-entraining portland cement.

The superintendent reports that concrete "was very plastic and workable ... flowed easily, aiding placement ... showed no segregation or bleeding ... well pleased with final results."

Duraplastic cement complies with ASTM specifications and sells at the same price as regular cement. It pro-

vides the proper amount of entrained air by intergrinding with the cement the precise amount of air-entraining material needed for satisfactory field performance.

Send for further information. Write to Universal Atlas Cement Company (United States Steel Corporation Subsidiary), Chrysler Building, New York 17, New York.

OFFICES: Albany, Birmingham, Boston, Cleveland, Chicago, Dayton, Des Moines, Duluth, Kansas City, Minneapolis, New York, Philadelphia, Pittsburgh, St. Louis, Waco.

AR-D-39

ATLAS DURAPLASTIC

AIR-ENTRAINING PORTLAND CEMENT

MAKES BETTER CONCRETE AT NO EXTRA COST

TRADE MARK REG.
U. A. C. CO.



"THE THEATRE GUILD ON THE AIR"—Sponsored by U. S. Steel—Sunday Evenings—ABC Network

The Whole Ceiling is

LIGHT

Strikingly modern, highly efficient, extremely practical—this ceiling of cool fluorescent light, extends from wall to wall. It is among the many interesting and novel applications of effective lighting exhibited at the General Electric Lighting Institute.

Shown, too, is an amazing array of new uses for G-E Lamps—providing techniques the architect has dreamed of—and today can employ.



40-watt G-E Fluorescent low brightness lamps, 4500° whites, provide up to 160 footcandles of diffused, shadow-free light on the desk top. They are above the deep, wall-to-wall oak louvers. Here is the latest in comfortable, easy-to-work-with office illumination.

G-E Lamps belong in your specifications because G-E Lamps benefit from constant Research to make them

Stay Brighter Longer!

G-E LAMPS

GENERAL  ELECTRIC

AN INVITATION

You are cordially invited to visit the General Electric Lighting Institute in Cleveland. Recently reopened after complete remodeling, the Institute displays examples of postwar lighting for offices, schools, stores and homes. General Electric, Nela Park, Cleveland, Ohio.



*For manufacturing, domestic,
industrial and utilities
wiring . . .*

Specify wire and cable insulation made from GEON Plastics

- 8 REASONS WHY . . .**
- ★ ***Excellent electrical properties***
 - ★ ***Thin coating of insulation***
 - ★ ***More conductors in a given space***
 - ★ ***Ease of handling***
 - ★ ***Easy stripping***
 - ★ ***Light weight***
 - ★ ***Resistance to ozone, wear, sunlight,
water, chemicals, and most other
normally destructive factors***
 - ★ ***14 colors including NEMA standards***



Be sure to specify wire or cable insulated with GEON in order to get *all* these advantages. Or, for information regarding special applications please write Department N-1, B. F. Goodrich Chemical Company, Rose Building, Cleveland 15, Ohio. In Canada: Kitchener, Ontario.

B. F. Goodrich Chemical Company

A DIVISION OF
THE B. F. GOODRICH COMPANY

GEON polyvinyl materials • HYCAR American rubber • KRISTON thermosetting resins • GOOD-RITE brand chemicals

A better, heavier TRUSCON

DOUBLE-HUNG STEEL WINDOW

*now in
production!*



At the moment, these windows are not available in unlimited quantities, but we are using every facility to achieve top production of the Series 1380 Truscon Steel Window—now better, heavier, stronger than ever before!

1. HEAD—Motor-spring type spring balances with Enduro stainless steel tapes. Two balances for each sliding sash. Windbreak flange set back to allow room for lintel. Spring bronze weatherstripping attached to sash. 18 gauge frame and sash members.

2. MEETING RAIL—Interlocking tubular sash rails with spring bronze weatherstripping. Sweep lock, strike and pull-down handle, rust-proofed and painted to match window. 18 gauge sash members.



3. JAMB—Full length spring bronze weatherstripping attached to frame assures weathertightness and also serves as sash way for both upper and lower sash for easier operation. Plaster stop provided on interior and rebate for screens and storm sash on exterior. Deep bead. 18 gauge frame and sash members.

4. SILL—Double step design forms two point weathering contact with sash. Heavy 16 gauge steel for strength and rigidity. Spring bronze weatherstripping attached to sash. Two sash lifts painted to match window.

In addition to all these advantages, sizes of the Series 1380 Truscon Steel Window have been changed to agree with principles of modular planning.

The Series 1380 Truscon Steel Window incorporates many features not found in other windows of similar type or function. Of major importance is the tubular construction of the sash members. This adds greatly to the strength, durability and finished appearance of the window.

Write for new catalog giving complete mechanical details, types and sizes and instruction details.



Standardized STORM SASH AND SCREEN


Frames of the Series 1380 Truscon Window are prepared to receive screens and storm sash of the simplest and most economical type, as made by Truscon.

TRUSCON STEEL COMPANY

Reg. U. S. Pat. Off.
YOUNGSTOWN 1, OHIO • Subsidiary of Republic Steel Corporation

Manufacturers of a Complete Line of Steel Windows and Mechanical Operators... Steel Joists... Metal Lath... Steeldeck Roofs... Reinforcing Steel... Industrial and Hangar Steel Doors... Bank Vault Reinforcing... Radio Towers... Bridge Floors.

REQUIRED READING



Kaneohe Naval Air Station, Hawaii, on December 7, 1941. Full-page drawing by Lili Rethi from "Builders for Battle"

BUILDERS MAGNIFICENT

Builders for Battle: How the Pacific Naval Air Bases Were Constructed. By David O. Woodbury. New York 10 (300 Fourth Ave.), E. P. Dutton & Co., Inc., 1946. 6½ by 9½ in. xvi + 416 pp. illus. \$7.50.

Anyone who followed the island warfare of the Pacific must have sensed that there was a tremendous construction story behind the air bases that mushroomed up on coral atoll after coral atoll. Who built these bases? How were the equipment and supplies delivered? How long did it take?

In *Builders for Battle* a good part of that story is told, and tremendous it really is. Starting with the naively optimistic, isolationist days of the pre-Pearl Harbor decade, David Woodbury tells us of the Navy's recognition of the need for Pacific bases, its fight for authorization to build them, its broad-ranged plans and meticulously worked out details. He sketches in the background of the war with Japan; and he records the foresight and care with which Admiral Ben Moreell, Chief of the Bureau of Yards and Docks, guided the Navy in its selection of civilian contractors to build the island bases finally authorized by Congress.

Three firms of contractors were chosen, each a specialist in some one phase of the huge building program: Turner Construction Company and Raymond Concrete Pile Company, both of New York, and Hawaiian Dredging Company of Honolulu. These three made up the original Contractors, PNAB (Pacific Naval Air Bases), to whom in July, 1939, was given the task of creating complete installations on coral pin-pricks Midway,

Johnston and Palmyra, and of making Pearl Harbor and vicinity a Number-One base. Later, as specific problems were met and the program was expanded to include Wake, Guam and Samoa, other firms were called in: Morrison-Knudson Company, Inc., of Los Angeles; J. H. Pomeroy & Company, Inc., and W. A. Bechtel Company, both of San Francisco; Utah Construction Company, of Ogden, Utah; and the Byrne Organization, of Dallas, Texas. Albert H. Kahn, Inc., of Detroit, and C. W. Dickey of Honolulu were chosen as architect mainstays.

From the very outset, Contractors, PNAB threw themselves heart and soul into their Navy assignment. Unhesitatingly they gave their best men to the project; they pooled their resources, their equipment, their ideas. The many problems that these men met and solved, the constantly increasing urgency of their work, the hardships which proved to be so much a part of it, make as thrilling a story as any that the war produced. Nothing that these men were called upon to do was strictly routine; imagination, ingenuity and persistence were as much a part of their job as was their building skill.

Take, for example, the project of devising underground storage for *four million barrels* of Navy fuel oil at Pearl Harbor. No simple burying of tanks, this, but the hollowing-out of a whole mountain and the installing of gigantic, bomb-proof, specially designed concrete vaults, up-ended a hundred feet below the surface of the earth.

Or consider the erecting of a radio station powerful enough to reach around the world, a station whose aerials must be some 2000 feet above the ground. Those aerials were raised on facing cliffs with sides so steep that it took the men who climbed them, patiently driving spike after spike into the rock for footholds, 21 days to reach the top! And when the station went into operation it so electrified the atmosphere that the rainfall was cut down and the normally wet region almost dried up.

Contractors, PNAB, were civilians. They were used to being their own bosses, to drinking their beer when they wanted it. Navy routine and Navy red tape were new to them. But if the Navy wanted something built, by gosh they'd build it, no matter what it was. They took everything in their stride, even the omnipresent gooney birds on Midway. And in the end, of course, the war caught up with them: when the Japs had swarmed over their little coral pin-pricks and gallant Wake had fallen, many of them were whisked away to three long years of Jap internment.

MODULAR BUILDING

A62 Guide for Modular Coordination. By Myron W. Adams and Prentice Bradley. Boston 16, Mass. (110 Arlington St.), Modular Service Assn., 1946. 9 by 12 in. 290 pp. illus. \$10.00.

With the increasing and important stress on dimensional coordination as a means of speeding up and reducing the cost of all types of construction, here is a volume which will be a very welcome addition to the reference library of every architect and engineer. Its usefulness, in fact, can hardly be overemphasized.

As the foreword to the volume points out, producers of building materials and equipment are adapting their products to the principles of modular coordination "to a gratifying degree." Coordinated sizes already have been adopted for brick, structural clay tile, concrete masonry, glass block, structural facing tile, steel windows and wood double-hung windows.

This *Guide*, intended to help architects and engineers take full advantage of these modular products, was prepared under the direction of American Standards Association Project A62, sponsored by the American Institute of Architects and The Producers' Council. Consisting of accurate scale drawings and a minimum of text, it presents the whole subject in a way that is both quickly understood and highly workable. Included are: an explanation of the principles of modular coordination in their application to the various classes of building products and types of construction; the derivation of the standard basis for modular coordination; a reference table for height coordination; and reprints of the three coordination standards thus far approved.

FOR QUICK REFERENCE


Time-Saver Standards. New York 18 (119 W. 40th St.), F. W. Dodge Corp., 1946. 8½ by 11 in. 656 pp. illus. \$12.00.

Reviewed by EUGENE RASKIN

Architects and draftsmen have long been familiar with the Time-Saver Standards as they appeared first in the *American Architect* and, since the merger of the two journals, in the *ARCHITECTURAL RECORD*. The creation of such "installment" reference material is an extremely difficult task, calling for a high degree of editorial imagination, technical skill and the coordination of the work of many specialists. It is not enough merely to print useful data (such can be found in many standard reference works) — there must be continuous coverage of new problems arising out of new building types that appear in a constantly changing social and industrial pattern. And each such problem — whether it deals with runways for air-

(Continued on page 28)

**SPECIFY THE CLAPBOARD SIDING THAT
LOOKS BETTER, LASTS LONGER
AND INSULATES BY REFLECTING
RADIANT HEAT!**



Close-up of Corner Cap showing detail of Reynolds Lifetime Aluminum Clapboard Siding. As an alternative corner application, Inside and Outside Corner Posts are also available.

**REYNOLDS *Lifetime* ALUMINUM
CLAPBOARD SIDING**


WITH every clapboard line literally "straight as a die"...with corner finishes unmatched for precision, and butt joints practically invisible...there is new beauty in this siding. And architects are recognizing increasingly the design advantages of the aluminum surface...which weathers naturally to an attractive shade, or can readily be painted for any desired effect.

Besides these design features, the basic benefits are obvious. This siding is fire-proof, rust-proof, rot- and termite-proof. Even when the outside is painted the *inside* aluminum surface, facing an air space, insulates by radiant heat reflectivity—winter and summer. So the owner enjoys greater comfort as well as greater beauty. And the lifetime durability of aluminum means economy

—a long-run saving for any budget.

If you're building for re-sale, consider the sales advantages of Reynolds Lifetime Aluminum Clapboard Siding. If you're building to order, suggest it to your client. You'll be proving your own leadership in modern housing progress.

IF YOU SEE RUST
YOU KNOW IT'S NOT
ALUMINUM




Distribution through established trade channels. Detailed literature on request.

REYNOLDS METALS COMPANY
Building Products Division Louisville 1, Ky.


**REYNOLDS
LIFETIME ALUMINUM**

CLAPBOARD SIDING



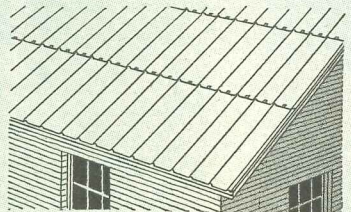
Individual clapboards fit together, covering all nails. 8" exposed surface, 12' lengths.

SHINGLES




Completely interlocking, covering nails. Coverage, 8" x 14 1/2". Shadow line, 1/4".

"SNAP-SEAL" ROOFING




Sheets interlock, all nails covered, weather-tight. 6, 8, 10 and 12 feet, 24" coverage.

WEATHERBOARD SIDING



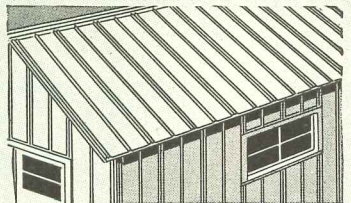
Sheet crimped in simulation of 4" clapboard. 8, 10 and 12 feet, 24" coverage.

CORRUGATED ROOFING AND SIDING



Extra thick (.027")—therefore sturdier, yet lighter. 6, 8, 10, 12 feet, 26" wide.

5-V CRIMP ROOFING AND SIDING




Same extra thickness means sturdier sheet yet lighter. 6, 8, 10, 12 feet, 24" coverage.

Also Aluminum Studs, Trusses, Window Frames, Garage Doors, Reflective Insulation and complete Aluminum Houses.

**NO OTHER FLOOR PLATE
MAKES STAIR TREADS SO *SAFE*
YET SO EASY TO CLEAN**



GRIP WITHOUT A SLIP!



EASY TO CLEAN!

EASY TO MATCH!



Slippery stair treads cause many serious falling accidents, and management pays the bills when workers are injured or when accidents interfere with production. Guard your workers against slipping and falling and increase your operating efficiency by installing AW Super-Diamond Floor Plates throughout your plant. The exclusive Super-Diamond Pattern provides maximum skid resistance and gives men's feet a firm steady grip.

The engineered design has no corners to collect dirt. Water drains and dries quickly and it is easy to clean with hose, brush or mop. The readily matched pattern makes overnight installations practical, with minimum cutting waste. Join the throng of architects, builders, product engineers and the purchasing agents who insist on AW Super-Diamond Floor Plates for safety and economy.

Free—A 16 page booklet L-33 giving helpful information on weight per square foot, and maximum sizes. Alan Wood Steel Company, Conshohocken, Penna.

AW SUPER-DIAMOND

FLOOR PLATES THAT GRIP

A Product of **ALAN WOOD STEEL COMPANY**

Other Products: Billets • Plates • Sheets • Carbon & Alloy



REQUIRED READING

(Continued from page 26)

ports or ducts for air conditioning—must be presented with sufficient background material to make the data meaningful.

This job the editors of Time-Saver Standards have done splendidly for more than a decade. In addition they have devised an excellent format which serves the dual function of facilitating the use of the Standards and of making the Standards pages readily distinguishable from the balance of the editorial pages of the magazine.

Now the Time-Saver Standards since 1935 have been put together in a single, handsomely bound volume which should be eagerly welcomed by architects, designers and students everywhere. True, the format which served so well when limited to several pages per issue of the ARCHITECTURAL RECORD seems a trifle over-bold when gathered into a 656-page tome, but the use-facility which it offers is not impaired.

In fact, that use-facility is tremendously increased by the addition of a 12-page index which comes closer to being the perfect architectural reference index than any other I have seen. Among man's most unrewarding pastimes is the familiar one of trying to guess under what heading a desired item might be listed. One usually guesses wrong. But this index is so skillfully cross-referenced that it would take considerable ingenuity to avoid finding what you want. For instance: *Backgammon Tables*, *Concrete* may also be found under *Concrete Game Tables* or under *Games*, *Backgammon*. With concentration you can find one or two omissions, but on the whole it is a splendid index, one which will do almost as much time-saving as the Time-Saver Standards themselves.

HARMONY AND COMFORT

Furniture for Your Home. By Gladys Miller. New York 16 (114 E. 32nd St.), M. Barrows and Co., Inc., 1946. 6 by 9 in. xiv + 290 pp. illus. \$3.50.

Harmony and comfort are the goals held up by Gladys Miller throughout this book. Like most modern decorators, she condones mixtures of style so long as harmony is achieved, and has scant patience with furniture for furniture's sake. She wants the home furnished "for use and pleasure 24 hours a day."

This is a basic book, angled frankly for appeal to the young homemaker. It describes and illustrates the various styles of furniture, tags them "formal" or "informal," assesses their practicality and adaptability. It discusses the functions of different rooms, the placement of furniture, the selection of fabrics and colors. And it winds up with a glossary of terms the novice may find confusing.


Who looks at switches, anyhow?

ELECTRICIANS, operators and the people who build them know why BullDog Vacu-Break Switches are superior. Engineers and architects know, too!

But to your clients, it may be all Greek. And that's as it should be. The only switch that really interests them is one that won't work—one that causes costly shutdowns on their production line and expensive delays for repairs.

Solve these problems once and for all! You can do it the minute BullDog switches take over as circuit guardians. And you can reach a BullDog Field Engineer as easily as you reach for your 'phone. Let him give you full details and show you a BullDog installation near your own office. Or, write BullDog direct for descriptive folders.


BullDog also manufactures SaffToFuse Panelboards—Switchboards—Circuit Master Breakers—"LO-X" Feeder BUStrihution DUCT—"Plug-in" Type BUStrihution DUCT—Universal Trol-E-Duct for flexible lighting—Industrial Trol-E-Duct for Portable Tools, Cranes and Hoists.



1 ELECTRICIANS DO! And the first thing they see in a BullDog Vacu-Break Safety Switch is ample wiring space that makes installation easy—without damaging cable insulation or skinning their knuckles. They notice front operation for "ganging" without waste space. Finally, they spot durable construction that means fewer repairs.

2 OPERATORS, TOO! They like BullDog's rugged rocker-type handles—easily accessible and built for tough usage. They appreciate quick-action mechanism for positive "ON and OFF" operation, plus bolt-tight "Clampmatic Contacts." And best of all, they know that "safety" is more than a word.

3 AND SO DO THE PEOPLE WHO MAKE THEM! There's a certain satisfaction in building a product you know is good. That's the satisfaction BullDog craftsmen feel when they work with high-grade materials to execute modern designs. At the end of the line, BullDog inspectors see a switch that's engineered and built for long, trustworthy service.




BULLDOG
ELECTRIC PRODUCTS COMPANY




Detroit 32, Michigan. Field Offices In All Principal Cities. In Canada: BullDog Electric Products of Canada, Ltd., Toronto

THERE IS A DIFFERENCE IN PLASTER!


*This Quality Story tells you why you get
Better Results with Gold Bond Plaster . . .*




1 GYPSUM MINE. One of 9 National Gypsum deposits which insure a constant supply of selected gypsum rock.




2 ROTARY DRYER. First step in the processing of gypsum is the removal of surface moisture from the rock.



3 CALCINERS. Next, the rock is pulverized and "cooked" in huge kettles which drives off the water of crystallization.



4 TUBE MILL. Thousands of tiny steel balls in this revolving cylinder grind the gypsum into minute particles.



5 BAGGING. After various ingredients are added to regulate the set and working qualities of the plaster, it is ready for bagging.



6 QUALITY CHECKUP. Uniform quality is so important that a research lab is maintained at each plant to insure constant control.

THE days of "plasters-are-all-alike" are out. New processing operations made possible with modern machinery have resulted in the finest plaster ever made . . . Gold Bond. Specifying Gold Bond is your assurance that you will be getting this high quality plaster on your jobs at no premium price. See our section in Sweet's for the full story on Gold Bond Plaster and over 150 other guaranteed Gold Bond Building Products sold by 10,000 building material dealers. National Gypsum Company, Buffalo 2, New York.

BUILD BETTER WITH GOLD BOND




LATH • PLASTER • LIME • METAL PRODUCTS • WALL PAINT • INSULATION • SOUND CONTROL • WALLBOARD

ANACONDA THROUGH-WALL FLASHINGS

Guard Against Dampness and Frost

AT FEDERAL PENITENTIARY



Federal Penitentiary at Terre Haute, Ind., with more than 20,000 lbs. of Anaconda Through-Wall Flashing installed by Henry C. Smithers Roofing Co., Indianapolis, Ind., Sheet Metal & Roofing Contractor. General Contractor, Great Lakes Construction Co., Chicago, Ill. Architects, Alfred Hopkins & Associates, New York City.



ANACONDA Through-Wall Flashing . . . *the flashing that drains itself dry* . . . is a worthy aid to the architect, consultant or contractor who builds for permanence.

Die-stamped dam and corrugations in both straight sections and corner units insure positive drainage in the direction desired, intercept and dispose of wind-driven rain and moisture.

The zig-zag ridges provide a strong mortar bond, prevent lateral movement and, by endwise nesting one or two ridges, insure watertight joints. The flat selvage is an aid in making neat, sharp bends for counter flashing or for locking to adjacent metal.

For detailed information on Anaconda Through-Wall Flashing, write for Publication C-28.

4064




ANACONDA
from mine to consumer

Anaconda

COPPER

THE AMERICAN BRASS COMPANY

General Offices: Waterbury 88, Connecticut
Subsidiary of Anaconda Copper Mining Company
In Canada: ANACONDA AMERICAN BRASS LTD.,
New Toronto, Ont.



Good example of the functional and decorative value of Insulux Glass Block—the lobby of this apartment on Wisconsin Ave., Washington, D.C., is light—appears spacious, luxurious. Architects

Berla & Abel have maintained a clean simplicity of design. Insulux panels transmit daylight freely, while barring the street view in private portions of the room. Builder is H. K. Jawish.

Lobby with a lighting lesson

You can learn from this lobby that there's no equal or substitute for natural daylight. It gives openness and a feeling of richness.

Double value comes when you let the light in and still retain privacy.

For these reasons, more and more architects are using Insulux Glass Block. Possibilities for this versatile material extend to almost every room in a private home—and also to a variety of points in commercial and industrial buildings.

Insulux panels are high in insulating value, thus lowering the cost of heating and air conditioning operations. Upkeep is low because painting is not required and Insulux will not rot, rust or corrode.


Are you familiar with the host of uses for Insulux Glass Block in both contemporary and traditional design and construction?

For technical data, specifications and installation details, see the "Glass" section of Sweet's Architectural Catalog, or write Dept. D-1, Owens-Illinois Glass Company, Insulux Products Division, Toledo 1, Ohio.

OWENS - ILLINOIS

INSULUX

GLASS BLOCK



Insulux Glass Block is a functional building material—not merely a decoration. It is designed to do many things other materials cannot do. Investigate!

A distinguished refill pencil
with **7** distinctive features

A.W. FABER'S CASTELL LOCKTITE

for drawing

sketching and retouching

CLEAN

QUICK

GUARANTEED

BALANCED

NON-SLIPPAGE

STURDY

NON-BREAKAGE

1

No need to touch the lead and get graphite particles or dust on your fingers or smudges on your drawing. Hold point to paper, press button, lead can be adjusted by upward or downward movement of hand.

2

Finest quality plastic and metal used in every part, exposed metal parts gold plated, all expertly assembled.

3

An unusually finely precisioned collet supports the graded lead all the way around and prevents it from breaking or snapping off under greater than normal pressure during the pointing or sanding process when in actual use.

4

Just press your thumb on the button release. Eliminates two-hand screwing or turning operation.

5

If your CASTELL LOCKTITE does not perform perfectly, return it to your dealer or to us for exchange immediately.

6

Every part is well proportioned giving you a drawing instrument which is perfectly balanced in your hand.

7

The same precision collet holds the lead in a bulldog grip. Lead positively cannot slide back into the holder.

Holds all standard makes of refill graded drawing and retouching leads.

A.W. FABER INC.
NEWARK, N. J.

only \$1 at your Art Supply house,
Drawing Material Dealer,
Blue Printer or Stationer.



...and it's just as unwise to cut a house "adrift"!

● When it comes to providing a house with uniform, dependable, low-cost heat—Bituminous Coal has no equal. Every architect and builder knows that!


So what can you do when a client *insists* on some other fuel? Simply this—make sure the house plans make it possible for him to change his mind later on—and turn to coal.

Then his house won't be "cut adrift" from the benefits of coal heat when stoker developments or local coal services or cost differentials convince him of the advantages of coal.

This means: (1) Provide a chimney with sufficient flue capacity to burn coal efficiently; (2) Provide sufficient space adjacent to the heating unit for eventual coal storage and stoker installation.

These sensible precautions constitute low-cost insurance of a home's future value.

Coal supplies uniform, *steady* warmth throughout every portion of each room. For there's always a fire in the furnace—no "pop on and pop off" periods that permit accumulated heat to rise to the ceilings and leave floor areas dangerously cold. That, plus its low cost, is why more than 4 out of every 7 homes in the United States now heat with coal!



Every new home you design or build should be planned to permit the efficient burning of coal—no matter what fuel may initially be selected. In two simple ways you can free any new home to turn to coal—the most plentiful and most economical fuel of all. This means:

1. Provide a chimney of adequate flue capacity.
2. Provide sufficient space adjacent to the heating unit for eventual coal storage and stoker installation.

BITUMINOUS COAL

BITUMINOUS COAL INSTITUTE
Affiliate of NATIONAL COAL ASSOCIATION
Washington, D. C.

**YOU Light Right
when you
Light with BENJAMIN**

Fluorescent

plus
all this and more

Benjamin Fluorescent is the economical, efficient and most comfortable lighting for thousands of applications. However, there are thousands of other locations which require special lighting units or where incandescent or mercury-vapor lighting is more economical or desirable.

That is why Benjamin not only offers a wide line of fluorescent units but also has stressed through the years the importance of completeness...in incandescent units...for both indoor and outdoor service...for the special lighting requirements of hazardous, damp and dusty locations...for floodlighting...etc.

So complete is the Benjamin line that it is nearly always possible to select from available lighting units and fittings, equipment which will not only provide the Right Light but will simplify its installation and reduce maintenance costs to a minimum.

Benjamin Electric Mfg. Co. Dept. Q-1
Des Plaines, Illinois.




"Turnlox"
RLM DOME
Reflector



"Turnlox"
ELLIPTICAL ANGLE
Reflector



"Turnlox"
RLM BOWL
Reflector




PORCELAIN HIGH BAY
Incandescent and Mercury



"PROJECTOLITE"
Vapor-Tight



H-G DUST TIGHT UNIT
with Dome Reflector




CEILING "VAPOLET"
with Dome Reflector



EXPLOSION PROOF UNIT
with Dome Reflector



"STEELITE"
Armor Clad Unit




"SILVERED LAMP"
DIFFUSER



PORCELAIN DOME
400-Watt Mercury



ALZAK CONCENTRATING REFLECTOR
Incandescent and Mercury



"DUO-SERVICE"
Floodlight




"UTILITY"
Floodlight



ALZO-LITE
"Long-Range" Floodlight




COLUMN-LITE
Outdoor unit



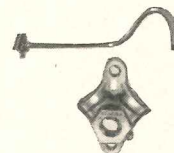
PIT & TUNNEL
Lighting Units



STOCK-BIN-LITE
Reflector



REFLECTOR LAMP GUARDS



WEATHER-PROOF FITTINGS & BRACKETS

Look to

BENJAMIN
TRADE MARK

for Lighting Equipment that precisely

meets the need for *Right Light*

OPEN-WEB JOISTS

IN THE FLOORS OF THIS NEW HOSPITAL



It's the two-and-a-half-year-old DePaul Hospital at Norfolk, Va. Bright and cheerful-looking throughout its four stories, this attractive red-brick structure has facilities for 260 patients. Architect? . . . James R. Edmunds, Jr., of Baltimore. M. Millimet & Associates, Inc., and Wm. M. Moore Building Corporation, both of Norfolk, were the general contractors. And Bethlehem Open-Web Joists—210 tons of them—were used in the floor construction.

Bethlehem Open-Web Joists are often used in light occupancy structures because they never shrink or sag . . . never cause squeaky floors and open baseboards. Resistant to the passage of sound, they also speed the placing of pipes, conduits and ducts. They offer fire safety at moderate cost; when used with concrete floor slab and plaster ceiling they provide a floor construction that withstands fire for over two hours.

Here's another worth-while advantage of Bethlehem Open-Web Joists—easy installation. For they arrive at the job completely fabricated . . . ready for use without falsework. Two men can handle standard open-web joists without difficulty. And the Longspan type of joist (providing column-free floor space up to 64 ft spans) can be erected by means of a light gin pole.


You'll find our Folder 522 a time-saver in designing with Bethlehem Open-Web Joists, because it contains in condensed form, scale detail drawings, design tables, and specifications for open-web joist construction. If you'd like a copy for handy reference, get in touch with the nearest Bethlehem district office, or write direct to us at Bethlehem, Pa.

BETHLEHEM STEEL COMPANY, BETHLEHEM, PA.

On the Pacific Coast Bethlehem products are sold by Bethlehem Pacific Coast Steel Corporation



★ BETHLEHEM OPEN-WEB JOISTS



using
"Puppy-House"
 wiring?



Only Adequate Wiring equips electrical systems for growth

Nobody builds a puppy-house. Puppies grow up too fast. And, by the same token, no forward-looking engineer installs "puppy-house" wire and cable sizes to handicap his plant electrical system when a sudden call comes for a greater production.

Today's industrial adequate wiring demands big enough cable for growth. But it calls for much more. Among other considerations, it includes added electrical outlets . . . higher voltages where feasible . . . unit substations where loads are great . . . such equipment as synchronous motors and capacitors to correct power factor — in short, whatever contributes to meeting present and future

power and lighting requirements at the lowest cost per kilowatt consumed.

Also Important is Adequate Experience



THE KEY TO INCREASED PRODUCTION

. . . on the part of the manufacturer of your insulated wires and cables. When you work out your problems with an Okonite engineer, remember this: He represents a company which has pioneered one cable advance after another since 1878. His help is equally valuable in applying the Adequate Wiring principle (a) to the improvement of existing buildings electrically, and (b) to the planning of new buildings so that you'll avoid costly future ripping-out of floors and walls and ceilings as well as forestalling other exorbitant expenditures. The Okonite Company, Passaic, N. J.

OKONITE



insulated wires and cables for adequate wiring at its best




CLAY PIPE

fits today's housing picture

Today's critical housing situation places the emphasis on more homes and construction speed. To meet this great need properly, materials used must be both dependable and easy to install. Clay Pipe for sewers and drains fits this picture perfectly. Every plumber knows that no other pipe can be installed so fast and so easily . . . knows that vitrified clay wyes, ells, tees and other fittings speed up tough jobs . . . knows that Clay Pipe is a tried-and-proved product that will not rust, corrode or decompose . . . knows that Clay Pipe is one material that can be counted on to give top consumer satisfaction.

CLAY FLUE LINING
WALL COPING
CHIMNEY TOPS





National Clay Pipe Manufacturers, Inc.

111 W. Washington St., Chicago 2, Ill.
571 Chamber of Commerce Bldg., Los Angeles 15, Calif.
522 First National Bank Bldg., Atlanta 3, Ga.
1105 Huntington Bank Bldg., Columbus 15, Ohio

CLAY PIPE

C-746-5



ABOVE: EVAPORATIVE CONDITIONING UNIT WITH JOHNSON CONTROLLED HEATING, COOLING AND HUMIDIFYING. AT LEFT: ONE OF 50 JOHNSON PANEL BOARDS. U. S. Navy Pilot Plant, Inyokern, California. Holmes and Narver, Architects; Lohman Brothers, mechanical contractors, Los Angeles.

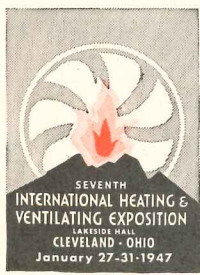
REMOVING "Chance" WITH JOHNSON Automatic Temperature CONTROL

The U. S. Navy's "Pilot Plant" at Inyokern, designed in cooperation with the California Institute of Technology, is a permanent and important facility in our national defense program. Devoted to experiments on the manufacture and loading of fuel for rockets, this giant undertaking in remote Death Valley has received wide acclaim as a model of scientific ingenuity.

There were countless problems to be solved, in equipping the various buildings which are involved in the processing operations. Johnson Automatic Control Systems regulate the conditioned air produced by nearly one hundred units throughout the vast expanse of many thousand acres. Each unit supplies an individual


space where the temperature and humidity are watched over by Johnson room thermostats and humidostats.

In such activities, all possible elements of chance must be removed. Pioneers in designing and installing automatic temperature control systems, Johnson engineers and installation men were on duty at Inyokern from the moment the walls began to rise until the completed buildings were ready to operate. Such individualized service, the only way to insure precisely the desired results, is typical of Johnson-engineered installations. Ask a Johnson engineer, from a near-by branch office, to help solve *your* next temperature control problem. JOHNSON SERVICE COMPANY, Milwaukee 2, Wisconsin. Direct Branch Offices in Principal Cities.



SEE OUR EXHIBIT
BOOTHS 527-8

JOHNSON *Automatic Temperature and Air Conditioning* **CONTROL**
DESIGN • MANUFACTURE • INSTALLATION • SINCE 1885



HOOD



Resilient Flooring

"Integrity" is the word by which all reputable architects and manufacturers must live. Without it neither is worth his salt.

Integrity is built into every single Hood Rubber or Asphalt Tile. Each one has integrity of quality, character and wear; integrity of density and resilience; integrity of color, design and marbleization.

In a few words, this means that you can specify "Hood," and know that the client will get the best his money can buy—in Rubber or Asphalt Tile Flooring.

See Sweet's for specification details.



There's plenty of food here for wood-destroying fungi and termites to feast on—but they're doomed to die if they try.

Such wood as this, treated with "CZC," is protected from decay and termite attack. Du Pont "CZC" (Chromated Zinc Chloride) resists the development of fungous growths. In addition, "CZC"-treated wood is resistant to fire, has no objectionable odor, is clean and easy to handle, and can be painted. "CZC"-treated wood has all the characteristics of untreated wood, plus these other advantages.

Give your buildings additional long life and assurance of low maintenance costs by specifying "CZC"-treated wood. For detailed information about this wood preservative that makes wood last longer, write E. I. du Pont de Nemours & Co. (Inc.), Grasselli Chemicals Dept., Wilmington 98, Delaware.

DU PONT CZC


Chromated Zinc Chloride

MAKES WOOD RESIST DECAY • REPEL TERMITES • RETARD FIRE



BETTER THINGS FOR BETTER LIVING
... THROUGH CHEMISTRY


"HANG THE SKY!"
 for schoolroom lighting
 that guards young eyes



For a "sky" of easy-eye light
 specify *The Wakefield STAR!*

It's brand new. Combines the advantages of fluorescent and indirect light. Pre-tested to give extra assurance of good lighting service. Plaskon reflector shield slides out like a drawer for easy cleaning. The ideal unit for Over-ALL LIGHTING in many school classrooms!

NEW WAKEFIELD STAR



Over-ALL . . .

**in lighting
 in sturdy construction
 in ease of maintenance**

Here's why **Over-ALL Lighting** by *Wakefield*
 can help you do it!

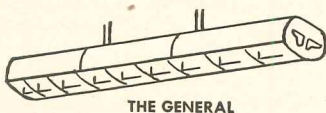
Wakefield's new Over-ALL lighting spreads soft, diffused light over all. As this picture suggests, its effect is as pleasing and comfortable for eyes as nature's sky. That's what makes it tops for school lighting . . . tops for eyesight protection.

And Over-ALL lighting is flexible; you can create it with any Wakefield lighting equipment . . . since Over-ALL lighting is based on "seeing" results. Incidentally, you'll find that the new Wakefield equipment has it *over* all others for sturdy construction, ease of installation (with completely interchangeable parts) and ease of servicing and maintenance.

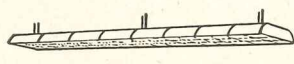
Ask your local Wakefield representative to tell you about Over-ALL lighting. Or write for a copy of our new catalog No. 46. The F. W. Wakefield Brass Company, Vermilion, Ohio.

Wakefield

LIGHTING EQUIPMENT FOR OFFICE, SCHOOL AND DRAFTING ROOM



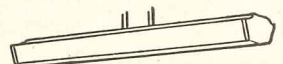
THE GENERAL



THE GRENADIER




THE COMMODORE



THE DIPLOMAT

WARMER in winter—
COOLER in summer.

Windows of *Thermopane*
make rooms more com-
fortable the year 'round.
Architect: W. E. Toifford.



Clear visibility through an insulated wall!

When you insulate the walls, include the windows, too. You can with *Thermopane**, the time-proved transparent insulating unit.

Think what bigger windows mean in adding the benefits of better daylighting to your buildings—in adding the attractiveness of an outdoor view—in giving rooms a feeling of greater spaciousness.

Thermopane is composed of two or more panes of glass separated by dehydrated air and hermetically sealed around the edges at the factory. When made of two panes of $\frac{1}{4}$ " plate glass and a $\frac{1}{4}$ " air space, *Thermopane* has a heat loss co-efficient U of .57, compared with 1.07 for a single pane of $\frac{1}{4}$ " glass. Thus, with *Thermopane* you can have twice the


window area without sacrificing comfort.

Libbey·Owens·Ford developed *Thermopane*. It was the first successful, mass-produced insulating unit of its kind for general use. It has *proved* its efficiency for nearly a decade... has given satisfactory service in homes, schools, offices and public buildings in the United States, Mexico, Canada, Alaska and even Iceland.

Thermopane is made for most window openings... and in 50 standard sizes for simplification of design and replacement. Before you plan your next building write for desired *Thermopane* information. Technical data sheets by Don Graf will be sent to architects. Libbey·Owens·Ford Glass Company, 2217 Nicholas Building, Toledo 3, Ohio.

*Reg. U.S. Pat. Off.

WE'RE SWAMPED! Despite expansion of our production facilities, the tremendous demand for *Thermopane* temporarily exceeds our productive capacity. We're doing everything we can to expedite deliveries. When planning construction, be sure to obtain delivery schedules from your L·O·F Distributor.




THERMOPANE, the L·O·F windowpane that insulates.



LIBBEY·OWENS·FORD

a Great Name in **GLASS**

A62 GUIDE FOR MODULAR COORDINATION



ARCHITECTS • BUILDERS • DESIGNERS

ACCURATE SCALE DRAWINGS and a minimum of text are used to explain the broad principles of modular coordination, their connection with the various stages of the architect's work, and their application to different classes of building products and types of construction. These drawings show not only modular details approved by Project committees, but also details which illustrate methods employed in meeting practical job conditions.

As a concrete example of the application of these principles and products, the final chapter contains photographs of some of the architect's drawings for a New York Health Center. Throughout the **GUIDE**, text and drawings are carefully arranged for easy reference.

290 pages, 314 illustrations, 9" x 12" Price \$10.00

AMERICAN STANDARDS ASSOCIATION PROJECT A62 For the coordination of dimensions of building materials and equipment

Sponsored by
THE AMERICAN INSTITUTE OF ARCHITECTS
and
THE PRODUCERS' COUNCIL, Inc.

Project staff provided by
MODULAR SERVICE ASSOCIATION
(A nonprofit Massachusetts Corporation)

"The approval by the American Standards Association, as **AMERICAN STANDARD**, of the basic Standards for the Dimensional Coordination of Building Materials and Equipment, has given direction and authority to an outstanding forward step in the solution of the costly and time-consuming problem of cutting and fitting the materials of construction to permit their assembly in the field."

JAMES R. EDMUNDS, JR., Pres.
The American Institute of Architects

Technical experts of the building industry cooperating in the committees of this project have developed modular coordination as a basis for correcting the confusion of dimensions. They have applied this basis to a wide variety of building products and to the details for their assembly.

Coordinated sizes have already been adopted for:
Brick — Structural Clay Tile — Concrete Masonry Glass Block — Structural Facing Tile — Steel Windows Wood Double-Hung Windows

Many other products have long been made in sizes suitable for dimensional coordination.

The purpose of the **A62 GUIDE** is to assist architects in using modular products and designing buildings in accordance with the established principles, so as to gain the immediate advantages and economies of modular coordination.

CONTENTS

Introduction, The Standard Basis, Modular Masonry, Structural Facing Tile, Custom Masonry, Floors, Wood Frame, Windows, Doors, Glass Block, Skeleton Frame, Stairs, Examples of Working Drawings, Appendix "A" — The Derivation of the Basis, Appendix "B" — Height Coordination Tables, Appendix "C" — American Standards for Modular Coordination, Index.

Send coupon
Today!

MODULAR SERVICE ASSOCIATION

Room 20, 110 Arlington Street, Boston 16, Mass.


Enclosed is \$ _____ for _____ copies **A62 GUIDE**
Note: Postage Prepaid when payment accompanies order.

Please send descriptive folder.

Name _____

Address _____

MODULAR SERVICE ASSOCIATION
110 Arlington Street, Boston 16, Mass.



← LOS ANGELES TIMES

CHICAGO DAILY NEWS

Holabird & Root, Architects

CHICAGO TRIBUNE

Howells & Hood, Architects

CHRISTIAN SCIENCE MONITOR

Boston, Chester Lindsay Churchill, Architect

CINCINNATI TIMES-STAR

Samuel Hannaford & Sons, Architects

DETROIT FREE PRESS

Albert Kahn, Inc., Architect

DETROIT NEWS

Albert Kahn, Inc., Architect

DETROIT TIMES

Albert Kahn, Inc., Architect

LOS ANGELES TIMES

Gordon B. Kaufman, Architect

LOUISVILLE COURIER-JOURNAL

Lockwood & Greene Engineers, Inc.,
Architects (under construction)

LOUISVILLE TIMES

Lockwood & Greene Engineers, Inc.,
Architects (under construction)

NEW YORK DAILY NEWS

Harrison & Abramovitz, Architects

NEW YORK TIMES

Shreve, Lamb & Harmon, Architects

SAN ANTONIO EVENING NEWS

Herbert S. Greene, Architect

SAN ANTONIO EXPRESS

Herbert S. Greene, Architect

TORONTO DAILY STAR

Chapman & Oxley, Architects

← CINCINNATI TIMES-STAR

**Gentlemen of the Press
choose modern dress . . .**


★ From ocean to ocean, and Ontario to Texas, these are among the great voices of American Journalism to choose Indiana Limestone for their own buildings.


Our Technical Division, backed by a century of experience in all applications of *America's most frequently specified building stone*, offers you personal counsel on questions unanswered by our Sweet's File Catalog.

INDIANA LIMESTONE INSTITUTE

P. O. BOX 471 • BEDFORD, INDIANA

You are invited to forward plans and specifications to the Institute for competitive cost estimates by our member companies



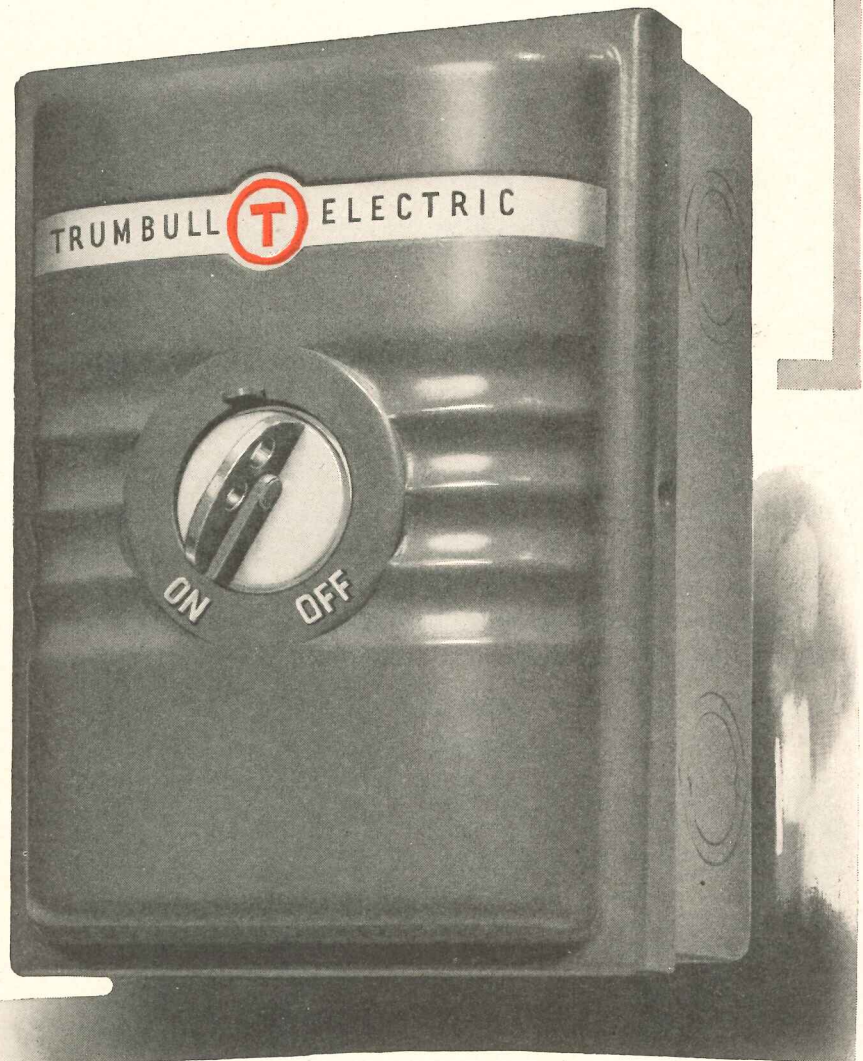


**“LET’S TAKE THE SIMPLE, INEXPENSIVE
TYPE D SWITCH..AND MAKE IT BETTER
THAN IT HAS EVER BEEN MADE BEFORE”**

In just those words more than a year ago, a Trumbull team of design and production engineers set to work to give the Electrical Industry’s basic low-cost enclosed switch “the works”. How well they have succeeded is for YOU to decide. But we know in advance what your verdict must be. For, not only is this an outstanding example of American postwar ingenuity in making a product far superior in quality and performance at low cost . . . it is also the handsomest, simplest, most easily wired, sturdiest and best engineered

Type D Switch you have seen . . . or we either.

Now coming off our new streamlined production lines mighty fast. Place your orders, Gentlemen!



- **Front operated.**
- **Locking provision in “off” position.**
- **Straight through wiring.**
- **Back mounted.**
- **More wiring space.**
- **Switch unit removable.**
- **Very compact.**

THE TRUMBULL ELECTRIC MANUFACTURING COMPANY
PLAINVILLE, CONNECTICUT

OTHER FACTORIES AT NORWOOD, OHIO • SAN FRANCISCO • LOS ANGELES • SEATTLE



When a Couple of Inches Mean a Lot...

YOU need doors and plywood. Our ability to meet your needs largely hangs on a couple of inches in the width of the doors and plywood you specify.

The production of stock sizes means multiplied production — more doors and plywood for more customers. On the other hand, odd-size doors and plywood mean manpower wasted — production slowed — orders unfilled.

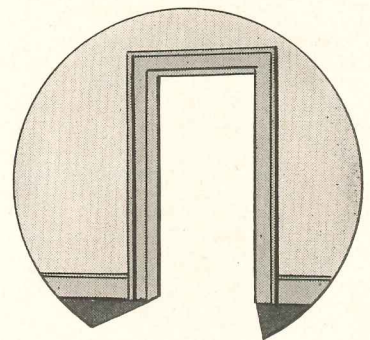
So plan for stock sizes only and we'll plan to meet your needs.

Roddiscraft WAREHOUSES:

CAMBRIDGE 39, MASS. 229 Vassar Street
 CHICAGO 8, ILL. 1440 W. Cermak Road
 CINCINNATI 2, OHIO 457 E. Sixth Street
 DALLAS, TEXAS. 2615 Latimer Street
 DETROIT, MICH. 11855 E. Jefferson Ave.
 KANSAS CITY 8, MO. 2729 Southwest Blvd.

LOUISVILLE 10, KENTUCKY ... 1201-5 S. 15th Street
 LONG ISLAND CITY, N. Y. ... Review & Greenpoint Ave.
 MARSHFIELD WISCONSIN
 MILWAUKEE 8, WIS. 4601 W. State Street
 NEW YORK CITY 18, N. Y. 515 W. 36th Street
 SAN ANTONIO, TEXAS. 727 N. Cherry Street

DEALERS IN ALL PRINCIPAL CITIES



Plan for Roddiscraft doors and plywood in stock sizes —


Roddiscraft

Roddis Lumber & Veneer Co.

MARSHFIELD, WISCONSIN

Roddiscraft warehouses, located at strategic points throughout the country, have been set up to save you time and serve you better — by making stock size doors and plywood available when and where you want them. Roddiscraft warehouse service is based on production and stocking of doors and plywood in stock sizes. Only by limiting ourselves to stock sizes can we give you the additional value of "on hand" service at convenient locations.

BUILD WITH **STRAN STEEL**



Easy to Design with . . . Easy to Build with



ARCHITECTS find Stran-Steel practical and economical to use. It provides durable, rigid, fire-safe framing of lightweight steel, yet permits wide flexibility in working out designs.

BUILDERS like to work with Stran-Steel. Pre-cut to required lengths, the framing members are assembled with self-threading screws. Other building materials are simply nailed to the frame by means of the nailing groove, a patented feature of all Stran-Steel studs and joists, which grips nails as in a vise, holds them permanently and securely. The frame goes up quickly, without the use of special tools or equipment.

PROSPECTIVE BUYERS are quick to appreciate the advantages of Stran-Steel. It gives homes, apartments, stores and industrial buildings a greater investment value, since sag-, rot- and termite-proof framing means lower maintenance costs.

For full details, see Sweet's File, Architectural, Sweet's File for Builders, or the January issue of Building Supply News.

GREAT LAKES STEEL CORPORATION
Stran-Steel Division • Penobscot Building • Detroit 26, Michigan
UNIT OF NATIONAL STEEL CORPORATION



UNDERLAYMENTS FOR RESILIENT FLOORS

Since resilient flooring is plastic in nature, it will usually conform to irregularities in the subfloor. Thus in both new construction and remodeling, it is generally necessary to employ "underlayment" materials to insure a finished floor that is smooth and one that will wear evenly.

An underlayment is a material installed between the subfloor and the resilient floor to serve three important functions—first, to eliminate damage to the resilient floor from expansion and contraction of the subfloor; second, to prevent unevenness in the finished floor; and third, to increase resilience.

Three types of underlayment are commonly used today. These are felt, hardboard or plywood, and mastic floor fill. These underlayments are used singly or in combination according to the type of resilient floor being specified and the kind or condition of the subfloor. In order to write clear, concise specifications, the architect should be familiar with the various underlayments in use today.

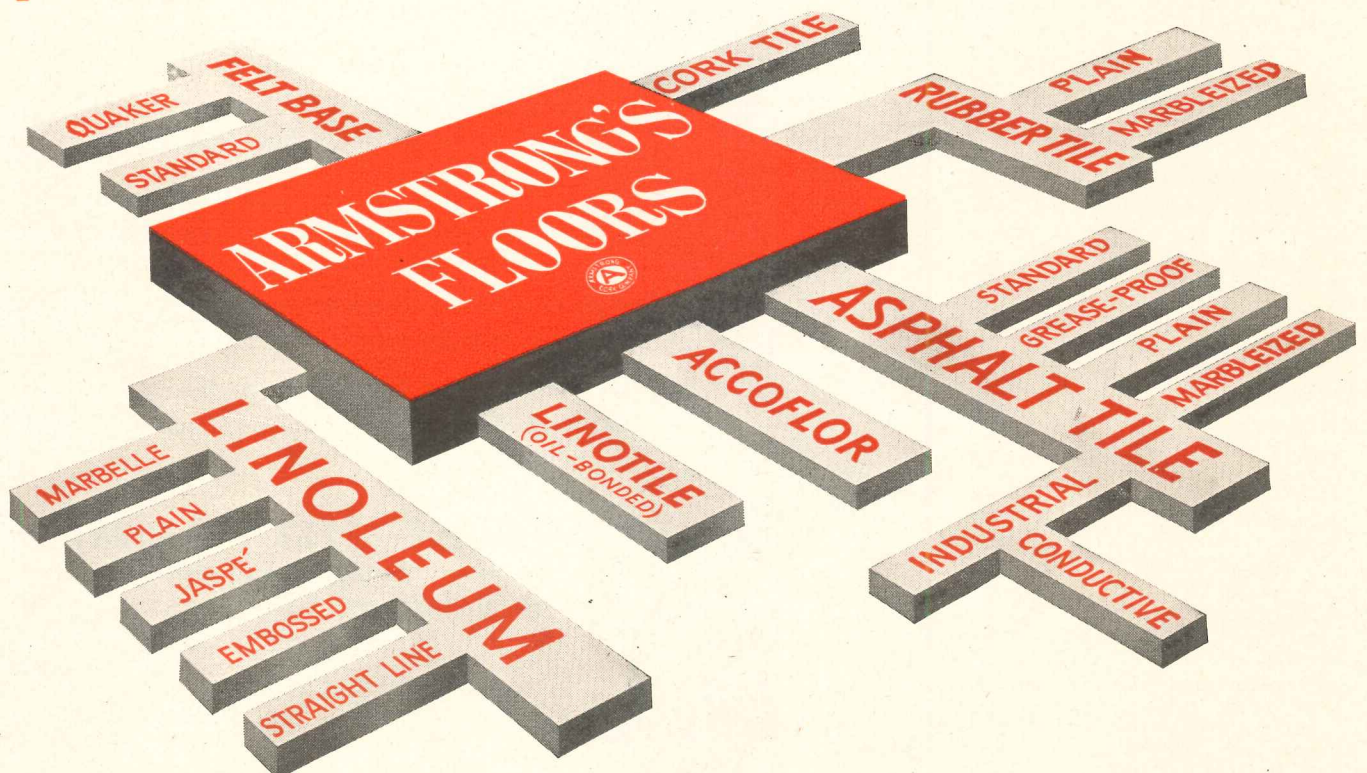
TYPES OF UNDERLAYMENT

Felt underlayment is usually called lining felt. It was originally developed for use with linoleum over wood subfloors. Its primary purpose is to compensate for the seasonal expansion and contraction of the floor boards and thus prevent the splitting or opening of the joints of the resilient floor. It also smooths

over minor floor irregularities and aids in producing a quiet, more resilient floor. Lining felt should not be confused with ordinary building paper which is often used in subfloor construction. Felt underlayment is a semi-saturated asphalt felt material developed especially for resilient floor installations. Because of its special construction, the fibers of this underlayment "give" to allow for normal floor board expansion. This felt is designed to give long service under heavy traffic. Since it is semi-saturated, this lining felt is readily bonded with an adhesive to both subfloor and resilient flooring and can be easily removed from the subfloor when necessary.

Hardboard or plywood underlayments are used to prepare new, as well as worn or damaged, subfloors for resilient floor installations. These boards, when laid in four by four foot sheets and nailed within one inch of edge on six inch centers, will provide a sound base for all resilient flooring. Such boards must be installed with slightly open joints to allow for expansion. It is usually advisable to cover this type of underlayment with lining felt to prevent joints from showing in the finished floor.

Board-type underlayments are also recommended as top flooring material for single wood subfloors and when correctly installed make an ideal base for resilient flooring.



Flormastic floor fill is a cement-like mixture of Armstrong's Flormastic, Lumnite cement, and sand. Although it is relatively expensive, it makes an ideal base for all types of resilient floors. It can be troweled over any type of subfloor and dries to a hard, smooth finish. Floor fill is most commonly used for repair work because it quickly prepares badly worn or damaged subfloors for the resilient floor.

RECOMMENDATIONS FOR UNDERLAYMENT SELECTION

The kind and condition of the subfloor, as well as the type of resilient floor to be used, have a bearing on the type of underlayment to be specified. To aid the architect in selecting the proper underlayment, Armstrong presents these facts as a guide in preparing specifications.

Linoleum—Where the linoleum is being installed over new wood subfloors, or over old subfloors in good condition, felt underlayment should be used according to the resilient flooring manufacturer's directions. In the event the old subfloor is badly worn, cupped, or damaged, it should be sanded smooth or leveled with a floor fill prepared from Armstrong's Flormastic. If expense is a problem, Armstrong's Temboard or Temwood or 5-ply plywood may be substituted for the Flormastic floor fill. On smooth, suspended concrete floors, felt underlayment is not necessary but is recommended for added resilience.

Asphalt tile—When asphalt tile is being installed on smooth concrete and similar type subfloors in direct contact with the ground, no underlayment is required. However, if the subfloor is rough or uneven, an underlayment of Flormastic floor fill is advised. On suspended concrete, felt underlayment can be used for added comfort.

Where asphalt tile is being installed on suspended wood subfloors, lining felt should be used to prevent floor board expansion from opening tile joints. Worn subfloors should be smoothed or covered with an underlayment of hardboard or Flormastic floor fill.


Linotile and rubber tile—Since these resilient floorings are recommended only for use over suspended subfloors, the same underlayment specifications as for linoleum will apply.

Special underlayment specifications—These comments cover the most common conditions encountered in installing the most popular types of resilient floors over wood and concrete subfloors. Underlayment recommendations for other types of resilient floors often depend upon individual circumstances for which it is almost impossible to lay down general recommendations. This is also true of certain types of subfloors, such as magnesite. For specific recommendations, in such cases, it is suggested that the architect have the flooring contractor send a complete description of the subfloor to Armstrong Cork Company and state the type of resilient flooring material being considered.

Underlayment problems are under constant study at Armstrong's Research Laboratories. Architects desiring information on this or any resilient flooring problem are invited to contact any Armstrong office, or write directly to Armstrong Cork Company, 2401 State Street, Lancaster, Pennsylvania.



Lining felt should be installed with the strips placed at right angles to the floor boards. It should be cut to fit accurately with a minimum of seams. The felt should be firmly bonded to the adhesive-covered subfloor by rolling out from the center in all directions.



Board-type underlayments, such as Temboard, Temwood, or plywood, are advised for uneven wood subfloor areas. They should be laid in 4' x 4' sheets and nailed on six inch centers with rosin or cement coated nails. To prevent dust and dirt from seeping through single wood floors, cover the subfloor with building paper before installing board-type underlayment.



A floor fill consisting of Armstrong's Flormastic, Lumnite cement, and sand is recommended for badly worn or damaged subfloors. When used over wood subfloors, chicken wire should be nailed in place to reinforce the floor fill. Flormastic quickly dries to a hard, smooth finish and can be used as soon as it is dry.

COPPER and COMMON SENSE



QUESTION: What's the best method of flashing valleys for various kinds of slopes?

ANSWER: See pages 56 to 59 in Revere Manual* of Sheet Copper Construction.

LIKE every other type of sheet copper construction, valleys were included in Revere's extensive sheet copper research program. New basic principles were discovered and tested, were applied to valleys as well as to every other kind of building construction in which sheet metal plays a part.

The results are clearly presented in text and detail sheets in Revere's 96-page manual* on the subject. In all matters of sheet copper construction it will pay to turn to this manual first. It is designed to be of practical use to all architects and sheet metal experts. By relying on this authoritative booklet you can be sure of superior, enduring sheet copper construction based on sound engineering design.

Revere materials are available from leading distributors throughout the United States. A Revere Technical Advisor, Architectural, will always be glad to consult with you without obligation.

*Entitled "Research Solves Problem of Stress Failures in Sheet Copper Construction."

REVERE


COPPER AND BRASS INCORPORATED

Founded by Paul Revere in 1801

230 Park Avenue, New York 17, New York
Mills: Baltimore, Md.; Chicago, Ill.; Detroit, Mich.; New Bedford, Mass.; Rome, N. Y.—Sales Offices in Principal Cities, Distributors Everywhere.

Listen to *Exploring the Unknown* on the Mutual Network every Sunday evening, 9 to 9:30 p.m., EST.

No More Worry
on this Job...
THREE HINGES.



 **VISIBLE Mark
of Good
Construction**

STANLEY

THE STANLEY WORKS, NEW BRITAIN, CONNECTICUT

REMEMBER **THREE HINGES TO A DOOR**



*an
important
Step..*

**taken without
a second thought**

You step into a modern elevator as unconcernedly as you step into your slippers. You take it for granted that you will be carried up or down swiftly and comfortably. Safety . . . or the lack of it . . . never enters your mind. That is as it should be. But you may be interested in knowing how "Otis Elevators" and "safety" have become practically synonymous.

It started 94 years ago with Elisha Otis, founder of this business.

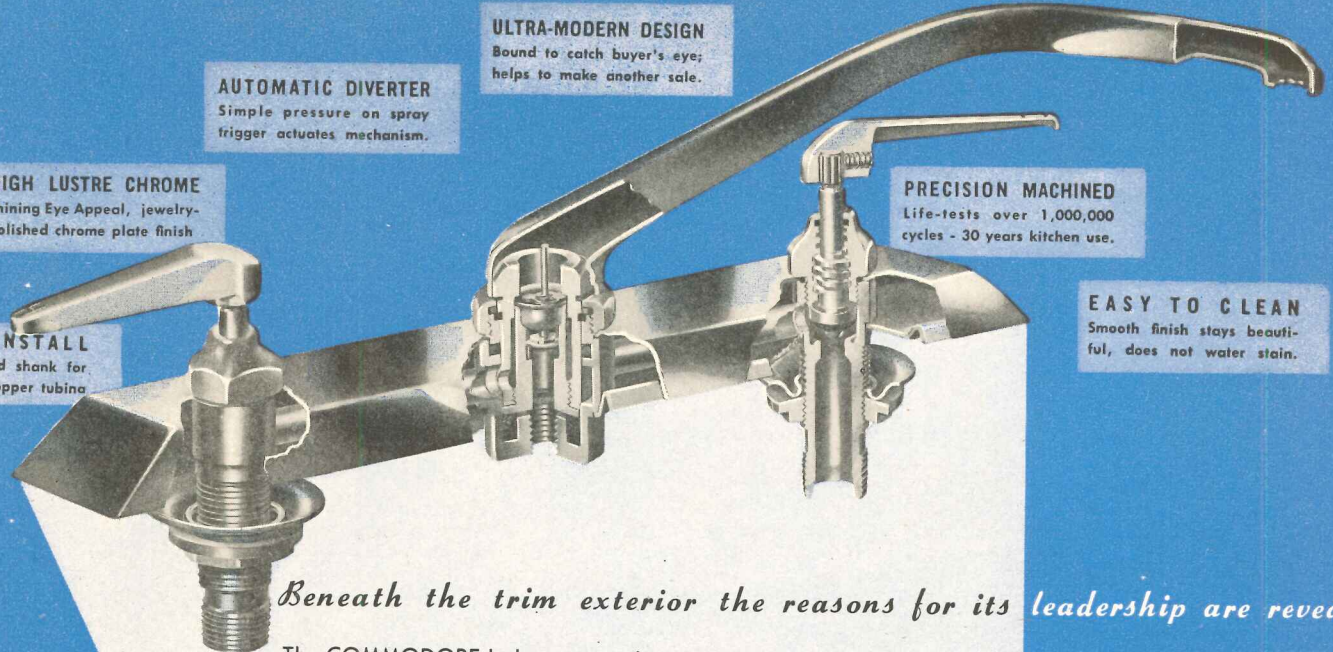


At the Crystal Palace Exhibition in New York, he dramatically cut the ropes holding up the elevator platform on which he was standing. His crude "safety device" worked. The world had its first *safe* elevator.

As car speeds increased, as buildings grew taller, safety devices were designed to meet changed conditions. Skyscrapers came of age when Otis was able to "elevator" them. Acceptance of "Otis Safety" has become deep-rooted with the years. And justly so . . . because Otis has promoted safety in every phase of elevator design, construction, installation, operation and maintenance since 1852.

For the finest in vertical transportation tomorrow, call Otis today. This, too, is an important step you can take . . . without a second thought.

Private Life of the **COMMODORE**



ULTRA-MODERN DESIGN

Bound to catch buyer's eye; helps to make another sale.

AUTOMATIC DIVERTER

Simple pressure on spray trigger actuates mechanism.

HIGH LUSTRE CHROME

Shining Eye Appeal, jewelry-polished chrome plate finish

PRECISION MACHINED

Life-tests over 1,000,000 cycles - 30 years kitchen use.

EASY TO INSTALL


Tapered threaded shank for std. fittings or copper tubing

EASY TO CLEAN

Smooth finish stays beautiful, does not water stain.

Beneath the trim exterior the reasons for its leadership are revealed

The COMMODORE ledge type swing spout kitchen faucet has out-sold . . . and out-performed every kitchen swing spout in the field. The secret? . . . Advanced brass engineering, modern production methods, and jewelry polishing, creates in the COMMODORE a really good first impression . . . consumer appeal . . . and increased sales. Made from brass stampings and precision machined brass fittings, permanently silver brazed, COMMODORE dependability paves the way for General's complete line of beautiful brass trim.



**GENERAL TIRE & RUBBER COMPANY
OF CALIFORNIA**

Plumbing Division Sales Office: 608 South Fair Oaks Avenue, Pasadena 2, California, U.S.A.



K & M "Century"
ASBESTOS CORRUGATED

Originally designed for industrial plant construction, K&M "Century" Asbestos Corrugated now finds increasing favor in such varied architectural usage as theatres, cocktail lounges, restaurants... and even women's specialty shops, as shown above! Seemingly, there's no limit to its application... it's a "natural" wherever these three factors are desired:

1. Appearance—Corrugations functionally provide structural strength... but also create a striking yet dignified decorative pattern that's pleasing to the eye... strikes either masculine or feminine motifs, as desired. Its neutral gray color blends well with any scheme... yet can be painted, if desired.

2. Versatility—Rugged asbestos-cement composition makes "Century" Corrugated equally well

suitable for inside or outside construction, whether factory or fashion shop. Climate, local atmospheric conditions, other considerations are all the same to this versatile material. Comes in wide variety of sheet sizes.

3. Economy—It is moderately priced and keeps maintenance costs at an absolute minimum. Painting is unnecessary... it also resists fire, rot, rodents, termites, and corrosion. Time only toughens it.

Yes, "Century" Asbestos Corrugated is the material of the present... and even more so of the future. Write us for further information on the application of this time-defying material to your specific problems.

KEASBEY & MATTISON
COMPANY • AMBLER • PENNSYLVANIA



Specify **ANEMOSTAT**

**DRAFTLESS AIR-DIFFUSION for an
air-conditioning job
you'll be proud of!**



HOW ANEMOSTATS COMPLETE AIR-CONDITIONING

The patented Anemostat distributes air — of any duct velocity — in all directions and in a multiplicity of planes. Simultaneously, counter-currents created by the device siphon into the Anemostat room-air equal to about 35 per cent of the volume of the supply air. This room-air is mixed with the supply-air within the diffuser before the air-mixture is discharged into the room. Furthermore, velocity of the incoming air is instantly reduced within the Anemostat by air-expansion.

In this way, the Anemostat noiselessly diffuses air of any duct velocity throughout the entire room . . . eliminates drafts . . . closely equalizes temperature and humidity . . . prevents air-stratification. There is no substitute for Anemostat air-diffusion!

The best "advertising" for functional-minded architects, engineers and contractors is the excellence of their own craftsmanship . . . represented by modern structures that make living and working more pleasant. That is why they invariably regard an air-conditioning installation with Anemostat draftless air-diffusion as a job well done. A job that advertises them. A job to be proud of!

Anemostat takes the "raw materials" of air-conditioning and actually "processes" them into COMFORT. There are no draft-producing grilles or registers, for Anemostat air-diffusers distribute the conditioned air in pre-determined, controlled patterns. Result: there are

no drafts . . . no dead air pockets . . . room temperature and humidity are equalized throughout.

Because Anemostat wall or ceiling diffusers permit employment of stepped-up duct velocities and greater temperature differentials, duct sizes and duct outlets may be reduced — an important economy feature. Because Anemostats have no moving parts to wear out, maintenance cost is nil.

Thousands of Anemostat installations throughout the country — in virtually every industry — are putting new comfort into air-conditioning. So, remember to specify Anemostat draftless air-diffusion for an air-conditioning job you'll be proud of!

Write for
information.

ANEMOSTAT

REG. U. S. PAT. OFF.

ANEMOSTAT CORPORATION OF AMERICA
10 East 39th Street, New York 16, N. Y.

REPRESENTATIVES IN PRINCIPAL CITIES

**"NO AIR-CONDITIONING SYSTEM IS
BETTER THAN ITS AIR DISTRIBUTION"**

AC-1117

No gimmicks—

No gadgets—

No guesswork—

Just facts for architects!



We haven't designed a left-handed slide rule and American Blower Bulletins aren't equipped with an automatic mechanical index.

But you will find them packed with authoritative data on air handling, air conditioning, heating, cooling, ventilating and allied subjects. These Bulletins have been compiled by Ameri-

can Blower engineers after extensive research. We believe they will save you both time and trouble.

Drop us a card today. Your selection of the five Bulletins shown, or any of our many other Bulletins, will be sent promptly without charge or obligation.



Bulletin No. 2314.

Aeropel Home Ventilators

This compact, complete unit whisks out odors, greasy fumes, smoke. Keeps kitchens fresh as a daisy. Reasonably priced, easy to install, economical to operate. Also ideal for bathrooms, bedrooms, nurseries, laundries, recreation and utility rooms, small stores and offices.



Bulletin No. 3205.

Hay Curing Fans

This complete handy bulletin covers the subject of hay curing with electric ventilation in complete detail—effect of hay drying on quality, how to cut crop losses, cost of installation, operation, design and installation of equipment. A complete and comprehensive discourse on the subject.



Bulletin No. 3723

Capillary Air Washers

For industrial and commercial air supply systems, etc., where a high degree of air purifying at moderate cost is desired. Complete line. Three types—sizes and capacities from 8,800 to 132,000 CFM. Also excellent for mould and spore removal, evaporative cooling, humidifying, cooling and dehumidifying.



Bulletin No. 1241.

Corrosion Resisting Fans

These fans are built exclusively to handle corrosive gases, vapors, fumes and smoke from industrial and chemical operations. Covers the subjects of rubber-covered, lead-coated, and lined fans. Also mild corrosion protection coating for fans of standard designs.



Bulletin No. A 703.

H S Heavy Duty Fans

American Blower Series 82 Fans are adaptable to a wide variety of heavy duty applications in power plants and industry. Available in 3 classes with capacities from 1,800 CFM to 330,000 CFM. Bulletin contains 72 pages of data on these fans and their application.

AMERICAN BLOWER

AMERICAN BLOWER CORPORATION
DETROIT 32, MICHIGAN

In Canada: CANADIAN SIROCCO CO., LTD.,
Windsor, Ont.

Division of AMERICAN RADIATOR & Standard Sanitary Corporation

RENTAL HOUSING—PRIME PROBLEM IN 1947

IN spite of seeming to have a one-track mind and "sticking like a puppy to a root" on this one subject, we feel that rental housing must be thought of, talked of, planned for — by architects and engineers as well as realtors, producers, veterans and government. For it is the knotty question around which the entire building program revolves. The volume and kind of all building, the production and distribution of all building materials will depend largely on the controls or lack of controls involved in the housing programs now being formulated and advocated to meet our country's most pressing building need, rental housing.


As 1946 — that year of confusion and frustration, over-controls and under-production, rainbow chasing and red tape — passes into the limbo of the glad-to-be-forgotten, the prospect brightens. We are confident that the new housing team of Raymond M. Foley (head of NHA) and Frank Creedon (Housing Expediter) will come up with a rental housing program that will merit and enlist the wholehearted cooperation of the building industry from financial interests (including RFC this time) to clamoring would-be-tenants. We hope such a program will see the light of day before this magazine is off the press. We believe that the new expediter and NHA chief will avoid tangent roads that have led nowhere and will stick to the main track by creating conditions that will provide *incentives* to all involved in the creation of rental housing. They have the advantage over the previous expediter because of their extensive knowledge and experience in the fields of construction and housing. Back in May last year when we launched the campaign for more rental housing, Mr. Wyatt promised "all possible encouragement" to the producers of rental housing. His successor can make good a like promise through a realistic and constructive program.

The task of framing such a program is no sinecure. Creating a plan in which free enterprise can and will operate to produce a maximum of rental housing in medium and low rental brackets at high construction costs and with critical materials still scarce still poses a complex problem. The total restrictive-control basis did not work; the question is now what minimum controls may be necessary and what positive incentives must be provided? The answer to this question will determine the size and nature of construction activity for 1947. The discussion of this question in all its aspects, economic, financial, political, commercial, technological and social, will therefore continue to be a major feature of our publishing program. What will happen to the projects now on your boards depends on the answer to the problem of rental housing.

Kenneth K. Stowell

EDITOR





FEDERAL TELECOMMUNICATION LABORATORY

*Electronics Laboratory and Microwave Tower, Nutley, N. J., for
Federal Telecommunication Laboratories, Inc.*

Giffels & Vallet, Inc., L. Rossetti, Engineers and Architects

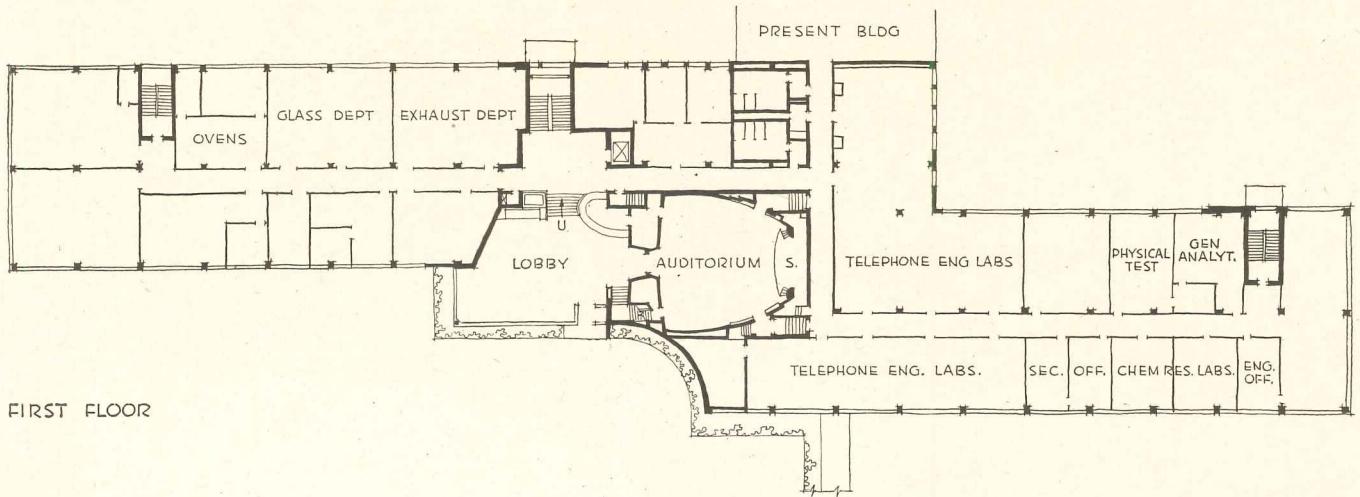
WHEN research in electronics sets the pace for building designers, the pace is necessarily progressive. And those who must try to anticipate purposes and needs of a fast-moving science are bound to be infected by the heady mental audacity which surrounds it.

The rather spectacular tower, for example, grew naturally out of the needs for antenna research. It is a 300-ft.-high microwave laboratory. The balconies stacked up at its top, labeled "walkway" on the plans, are for experimentation with various antenna systems. That is, all except one; that one becomes a glass-enclosed lounge and refreshment room, where engineers, contacts and customers may pause to look over the Jersey flats at the skyscrapers of New York, and to realize the heights reached in their endeavors.

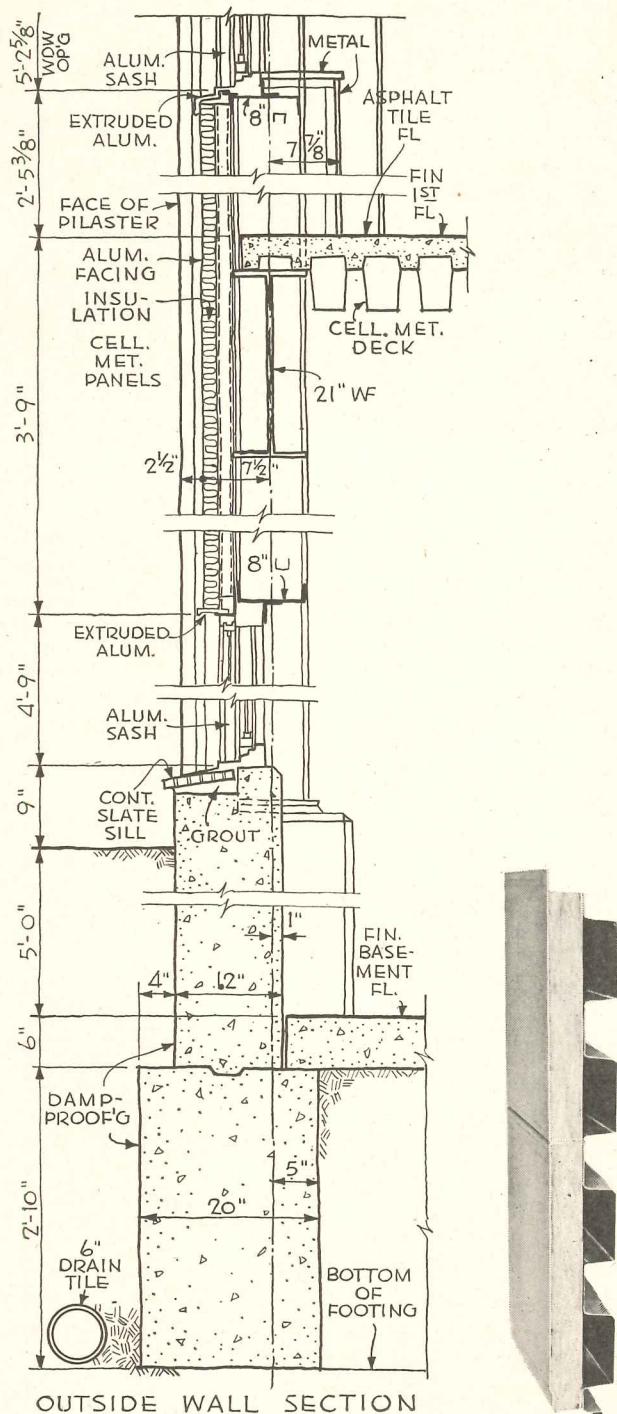
At the down-to-earth level the laboratory and manu-

facturing buildings represent notable advances in materials and construction techniques, all designed to provide flexibility in functioning, flexibility being the prime mandate for designers trying to plan ahead for a science that fairly shrieks of change. According to J. K. Whitteker, manager of technical service for Federal Telecommunication Laboratories, the designers had three objectives: (1) to make sure they had the most modern construction; (2) to achieve a maintenance-free building; (3) to provide extreme flexibility for changes in laboratory use.

Anticipating times when experiments on high-powered transmitters might be conducted simultaneously with development work on sensitive receiving and measuring equipment, it was decided to get as much isolation as possible in the disposition of wings. This



FIRST FLOOR



OUTSIDE WALL SECTION

decision also anticipates additions, which can be made without any restrictions of symmetry or limitations of site. Thus the model photograph shows the four units.

Basic requirements also pointed to the long, narrow dispositions. First, it was desirable to keep associated laboratories and offices close to each other; thus normally offices are opposite laboratories, across an off-set corridor which permits shallow office space and deeper laboratory units. This scheme also provides ample daylight and natural ventilation without air conditioning.

ALUMINUM-FACED WALL PANELS


The urge toward advanced building techniques that seemed inherent in this project found outlet in the use of one idea that has long been suggested but infrequently used (see ARCHITECTURAL RECORD, Oct. 1929, and Oct. 1946). This is the exterior wall panel of insulation and metal skin.

Here the wall panel consists of aluminum facing skin, Fiberglas insulation, paper backing, all with a cellular steel panel (Robertson Q panel), this system having been worked out especially for this building. The panels (see wall section and photograph, page 60) are 2 ft. wide, and are erected vertically, usually as spandrel sections. The aluminum has standard mill finish; it oxidizes somewhat, according to Mr. Whitteker, but seems to have a self-cleaning characteristic. He has noticed that occasionally it looks to have been cleaned, and attributes it to a polishing action of wind and dust.

The complete lack of any maintenance attention was one of the reasons for using the panel system; in fact the whole building was planned to be maintenance-free, inside and out. The only thing that requires any painting is some steel sash, bought when aluminum was not available.

Other reasons cited for the panel wall sections were: speed of erection, absence of muss and dirt on the job, labor saving at the site.

Much the same considerations led to the choice of the cellular steel floor system, though here there was an added reason of great importance. The provision of laboratory services, especially electrical wiring, is vastly easier with the cellular floors, which serve as built-in, continuous ducts to every square foot of the buildings.



INEXPENSIVE LABORATORY SERVICES


The problem of laboratory services — electricity, gas, water, oxygen, nitrogen, hydrogen, steam, and perhaps vacuum lines — is always, of course, basic in laboratory layout. All of these service lines must be available to all parts of the building — if not originally installed, accessible for quick and inexpensive connections.



Here considerable study was given to various methods of providing pipe stacks, but all were discarded in favor of no stacks at all! Built-in, fixed pipe shafts seemed to have a tendency to fix the location of laboratory benches, and the logical positions tended to be along partition walls, thus leading to difficulty in moving

partitions. While there have been schemes to carry lines to interior locations in the rooms, these seemed unnecessarily expensive for this particular laboratory.

The designers sought instead a construction system which would permit pipes to be run anywhere without expensive alterations, and which would permit stacks to be built in at virtually any point, keeping partitions free of any service lines.

The scheme developed places service lines in the center of the building, just under the concrete surface of the cellular floor. Connecting lines can branch out through the floor at any point. They can run vertically from any location. So a new pipe shaft can be created





A great tower rising to 300 ft. over the New Jersey flats within sight of Manhattan's skyscrapers was an inspirational opportunity not to be resisted, so below the antenna laboratories for which the tower was built one floor was developed for a lounge. The far portion (in the rendering above) was dropped a few steps to form an observation gallery looking toward New York and the harbor

by simply enclosing the vertical runs in a casing of Transite. Removable acoustical pans obviate difficulty at the ceiling.

All interior walls and partitions, by the way, are of the Transite, so that, besides requiring no finishing, the walls and partitions are easily changed about as required.

This system of extending service lines is exceptionally desirable for an electrical laboratory. Whereas any of the more special services (gases, for example) might be needed at any location, normally they would not be required. So it was necessary to put in few at first, but vital that later extensions be possible at no more cost than originally required. Actually in one test it proved cheaper: an air line was run to a certain location for \$500 less than in the original bid. If this sounds incredible, remember that there is likely to be a difference between construction labor and that of a service crew working for the laboratory.

The same difference might be found, incidentally, in matters of installing or moving partitions, particularly those which do not call for special skills.

MODULE SYSTEM AIDS FLEXIBILITY

The need for flexibility in a laboratory building goes far beyond the provision of service lines. There must also be unusual flexibility in space use.

In providing for that, the designers started with a module space division concept, and then planned and

equipped the building to realize all possible advantages of the module method.





The space module was established at 6 ft. Obviously a room only 6 ft. wide would find little application, but a room of two modules, or 12 ft., would be suitable for many minor laboratory projects, or for the earlier stages of major ones. The 12 ft. unit would also be good for office space. The bay dimension was taken as 18 ft., or three modules, this working out well for the desired live floor load of 150 lb. per sq. ft. without involving heavy steel.

The module was respected in the placing of heating, lighting and sprinkler system, so that each module would be self-sufficient in these respects; in other words, module units could be combined in any desired arrangement without the need for any changes in these three basic services. It is possible to make changes in the lighting very easily, but mere changes in partitioning layouts should not require them.

In effect, then, fixed positions for the basic building services, according to the module system, add to the flexibility of a free system of laboratory services to give maximum adaptability to changes in use.

LIGHTING

The laboratory buildings were designed to provide the maximum natural illumination; in laboratory areas the window area is 1 sq. ft. for each 7.2 sq. ft. of floor; in offices the ratio is 1 to 6.



While the artificial lighting was laid out according to the 6-ft. module, provision was also made for complete flexibility within a unit. The basic lighting fixture unit is a fluorescent fixture with two 4-ft. tubes, set flush in a metal pan acoustical ceiling. The fixtures are the snap-in type, and utilize for suspension the same supports that carry the hung ceiling. It is a simple matter to remove two ceiling pan units, making a space 1 by 4 ft., and to add another lighting fixture at any location.

The original installation gives a general light intensity of 32 foot-candles, with negligible variation in distribution. While changes or additions are easily made, as indicated above, experience indicates that when greater illumination is required local lighting is more effective than general.

A variation from usual practice is to put the light switches in the corridor. There is a 2-ft. wall section at each column, which is not movable and is therefore a fixed position for switches. Partitions may be moved without involving electrical changes. The switches are, however, coordinated with the 6-ft. module system.

FIRE PROTECTION

The sprinkler system was the subject of especial attention, since there are few places where water would cause more loss in both time and money than in an electrical laboratory. And although the building is not inflammable, its contents were so rated, and insurance

rates left a differential that warranted full protection.

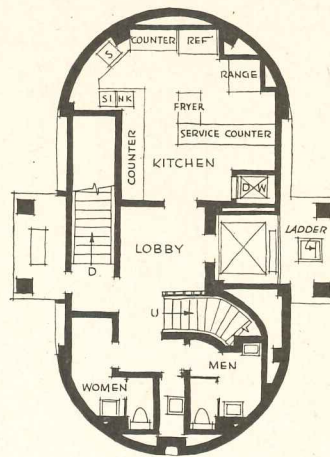

The rate-of-rise system was installed to prevent unnecessary water damage. In this system the rate of temperature rise actuates the controls rather than some predetermined fixed temperature. Any abnormal temperature rise would start a chain of protection measures, eventually including the opening of sprinkler heads.

The chain is as follows:

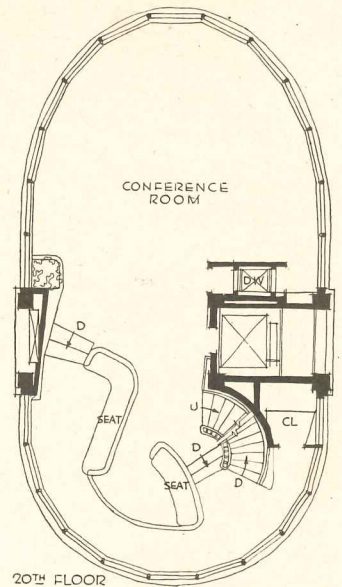
1. Fire is detected by rate-of-rise heat detectors.
2. An alarm is sounded, indicating in which fire zone the trouble is located.
3. Water is allowed to enter the sprinkler lines.
4. The water is held back until either:
 - a. manual extinguishing efforts succeed, in which case the sprinkler heads do not open and water damage is prevented, or
 - b. the sprinkler links fuse and water goes to work.

A rate-of-rise system consists of heat actuated devices, one of which is located at the ceiling in each module, and is connected by copper tubing to a release in which there is a compensating vent. These devices constitute the thermo-pneumatic apparatus of the system.

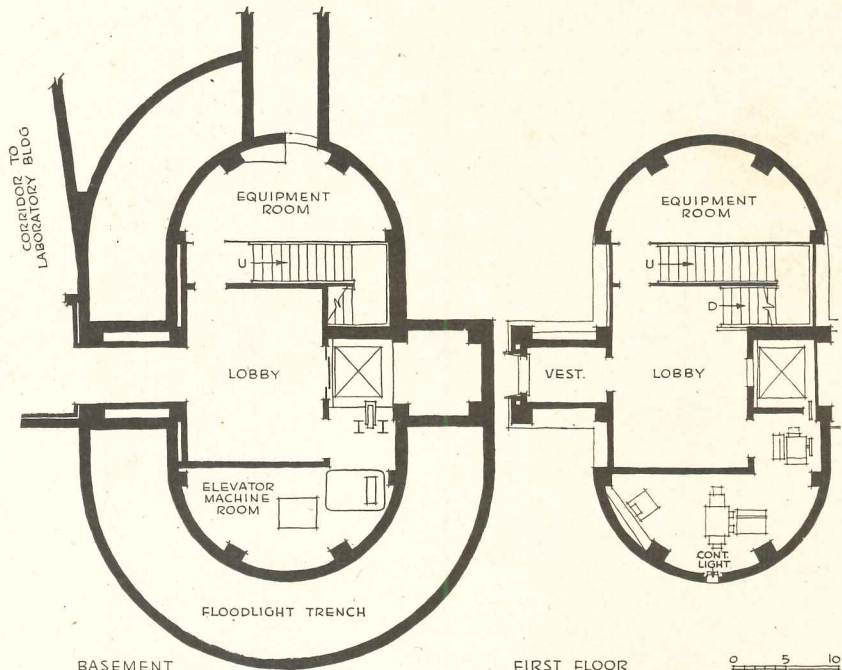
In operation the heat from a fire develops an air pressure in the heat actuated devices, and this pressure is conveyed by the small copper tubing to act against the diaphragm of the release, the mechanical motion of which can be used to operate alarms, valves, and other devices. The compensating vent prevents opera-



19TH FLOOR



20TH FLOOR



BASEMENT

FIRST FLOOR

0 5 10


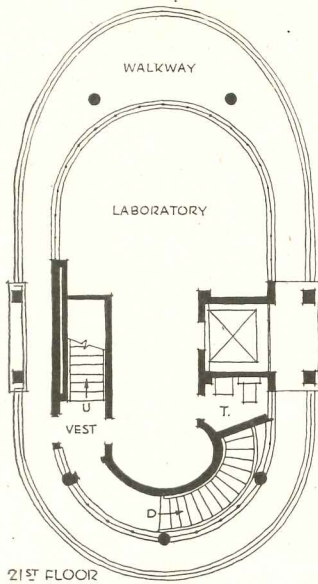
tion from normal temperature changes such as occur in the heating of the building.

One possible difficulty with this system was foreseen: should a break occur in one of the copper tubes that particular unit would be inoperative. To overcome this a supervision feature was added which depends on 11½ pounds of air pressure being maintained in the heat actuated devices and their connecting tubing. This pressure is automatically maintained by means of a small electrically driven pump. Should a break in the line occur a drop in air pressure would immediately sound a trouble alarm.

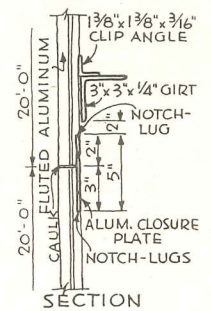
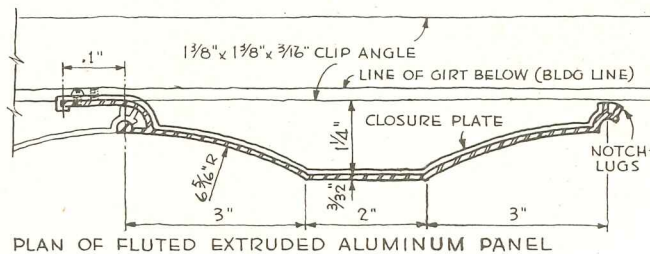
By extending the use of compressed air to the sprinkler lines and up to the sprinkler head the same trouble

information was obtainable. Thus, if a sprinkler head is damaged or a pipe broken, an alarm is sounded. Further, since there is no water in the lines, except during a fire, damage to the system due to freezing is eliminated as is also accidental water damage.

There are a total of 60 zones in the four buildings and heat actuated devices are set for alarm at a rate of rise of 15° F/min. In the event of a slow fire a fusible link in the sprinkler head operates at the same temperature. It was believed that most laboratory fires would be due to short circuits and, therefore, when the heat actuated device operates, it cuts off power to the building in which the fire is located and turns on an emergency lighting system.



Matching the aluminum-faced wall panels of the laboratory buildings is the shiny skin to the microwave tower. Fluted aluminum panels encase the steel frame. The panels, 8 in. wide and 20 ft. high, are formed by extrusion. Plan and section of panels (right) show how panels lock each other in place and attach to frame



MICROWAVE TOWER

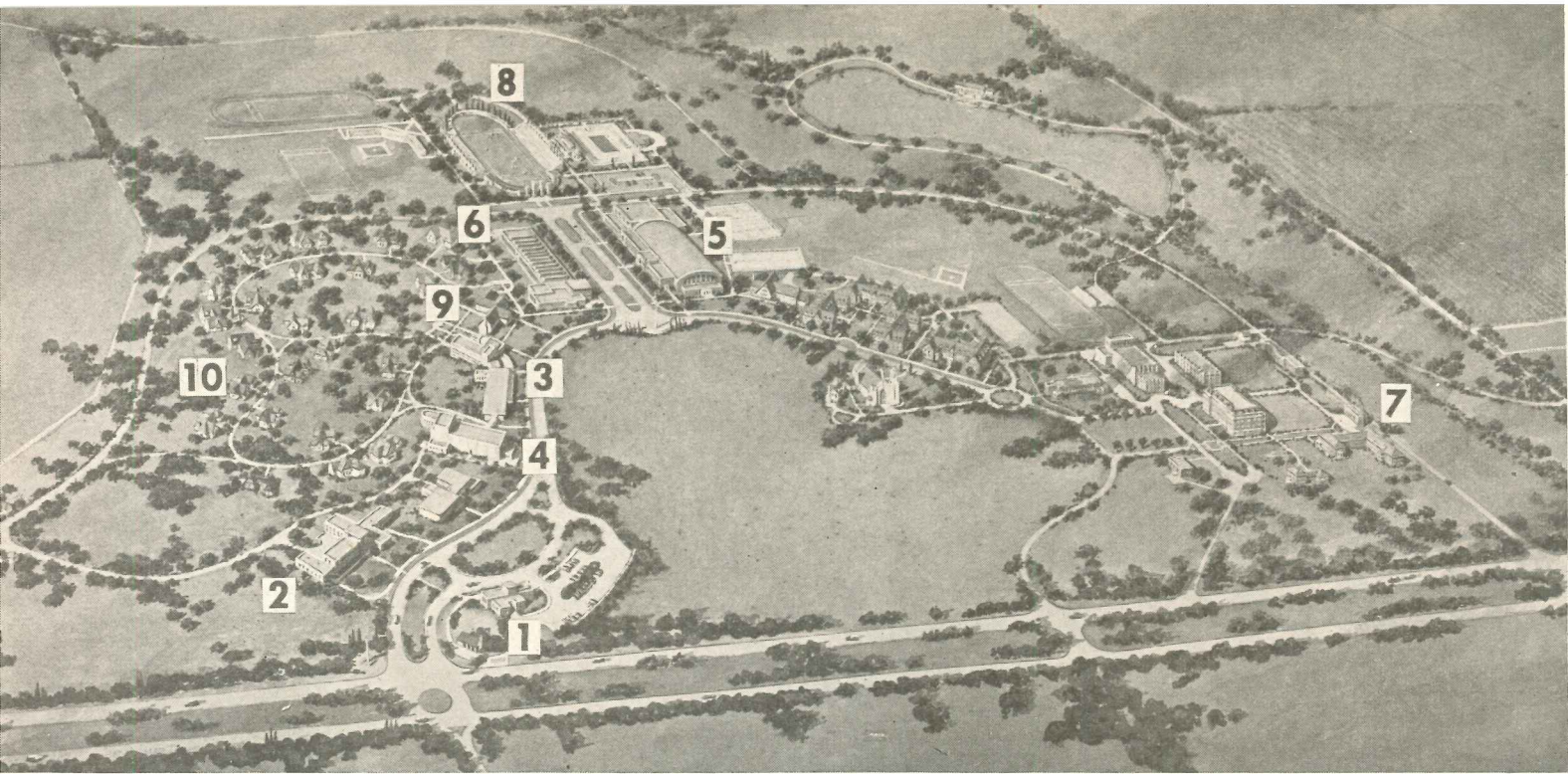
Something new in architectural forms is the antenna tower. It is not, it must be added hastily, something inherent in electronics operation, and is not likely to be seen in any quantity, for it is strictly a laboratory item. Indeed it is itself a laboratory. A bit more specifically, it is for the testing of short-wave antenna systems, especially in the fields of transcontinental electronic cable tower systems such as will some day carry television chain programs across the country, or might replace wire communication systems, and the field of pulse-time radio systems, those which would bring eight separate programs to a single radio set.

The 300-ft. aluminum-faced tower, with its access

balconies for antenna work, replaces an existing 212-ft. wooden tower now being used for research.

There was some discussion of doing the tower in reinforced concrete, but here again the urge to newer designs led to a steel framed tower with an aluminum facing. This facing is a 20-ft. panel of extruded aluminum, in fluted form, 8 in. wide (details, above).

Purpose of the tower is purely access to great heights, the useful space being solely at the top, where there are two laboratory floors with balcony walkways for handling experimental antennas, and a lounge and restaurant floor, served by a kitchen just below. The tower structure will be illuminated at night by vertical bands of neon lights.



NEW BUILDINGS FOR BOYS TOWN, NEBRASKA


Leo A. Daly Company

Architects

FATHER Flanagan's Boys Home at Boys Town must expand. It is expanding. The new buildings are now under construction. Back in 1940 Father Flanagan realized that the war and its aftermath would bring unprecedented demands for the protective care of homeless, neglected and wayward boys — the service that his institution has been rendering for some thirty years. Young boys, he feels, are as truly war casualties as the battle lists, victims of disrupted home conditions caused by the war — parental neglect, death, divorce, social and moral laxity engendered by wartime psychology. He decided, therefore, to establish a separate


unit for youngsters ranging from eight to twelve years old, four years below the previous minimum age for admission.

The existing Boys Town facilities are to be turned over to these grade-school age lads and the new buildings and facilities, shown here in part, are to be devoted to making good citizens of the high-school age group. A new faculty residence group, including a guest lodge, and a farm group (not shown in the perspective above), are part of the present building program. Also to be constructed are the swimming pool, the clinic, a little theater and an outdoor theater.



Left, sketch of entrance features. Above, aerial perspective indicating new buildings; numbers refer to buildings shown herewith, viz.:

- | | |
|-------------------------------|--------------------|
| 1. Reception Center | 6. Trade School |
| 2. Administration and Welfare | 7. Power House |
| 3. High School | 8. Stadium |
| 4. Auditorium | 9. Dining Hall |
| 5. Field House | 10. Boys' Cottages |



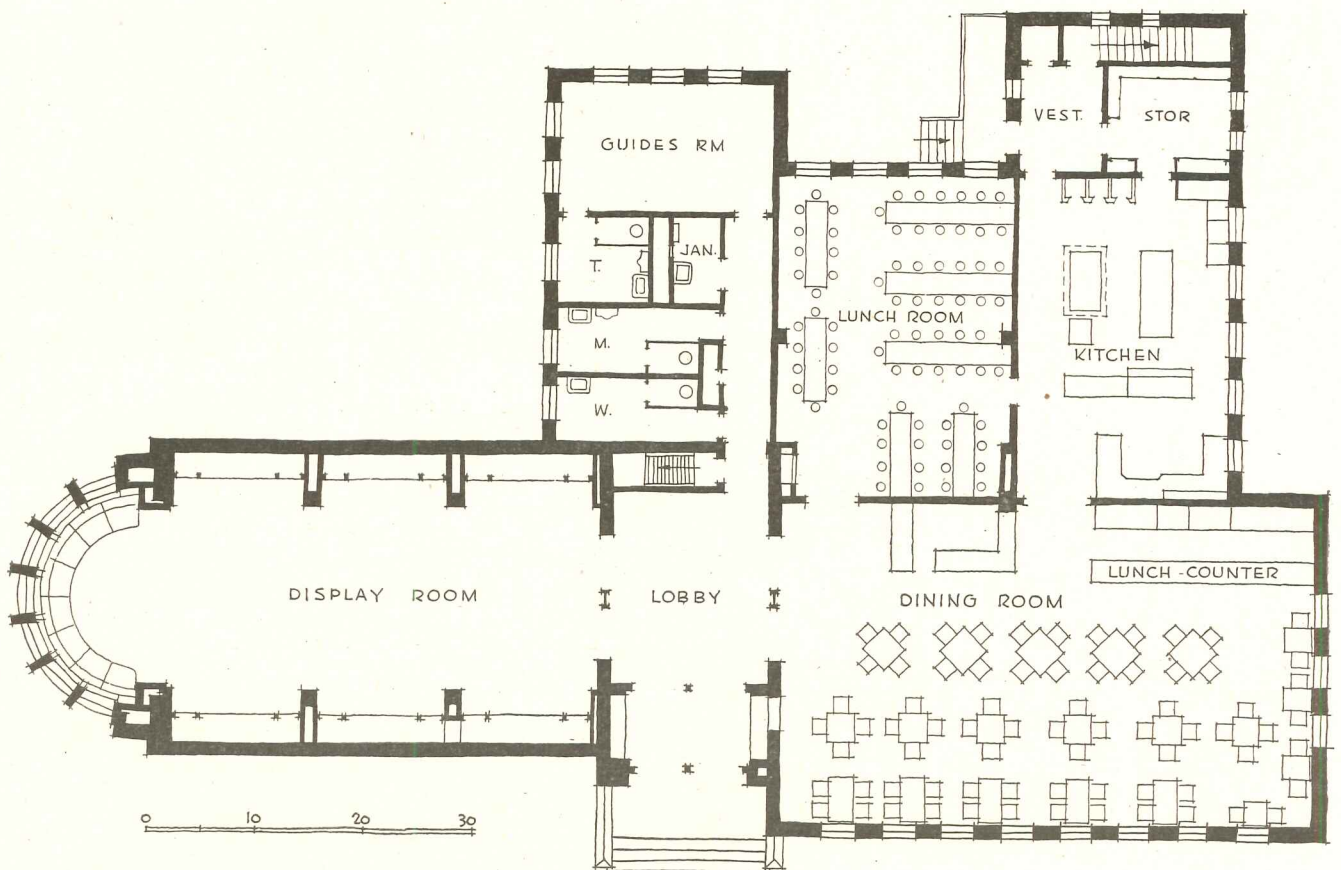
The expansion program now under way will provide facilities for a total of 1000 boys instead of the 450 now accommodated. The expenditure for buildings and equipment is expected to involve some \$6,000,000. It is hoped that the new construction can be finished within the year. The Reception Center is designed for the reception of visitors and for the convenience and entertainment of the public rather than for receiving new boys


1

RECEPTION CENTER

BOYS TOWN, NEBRASKA

Leo A. Daly Co., Architects





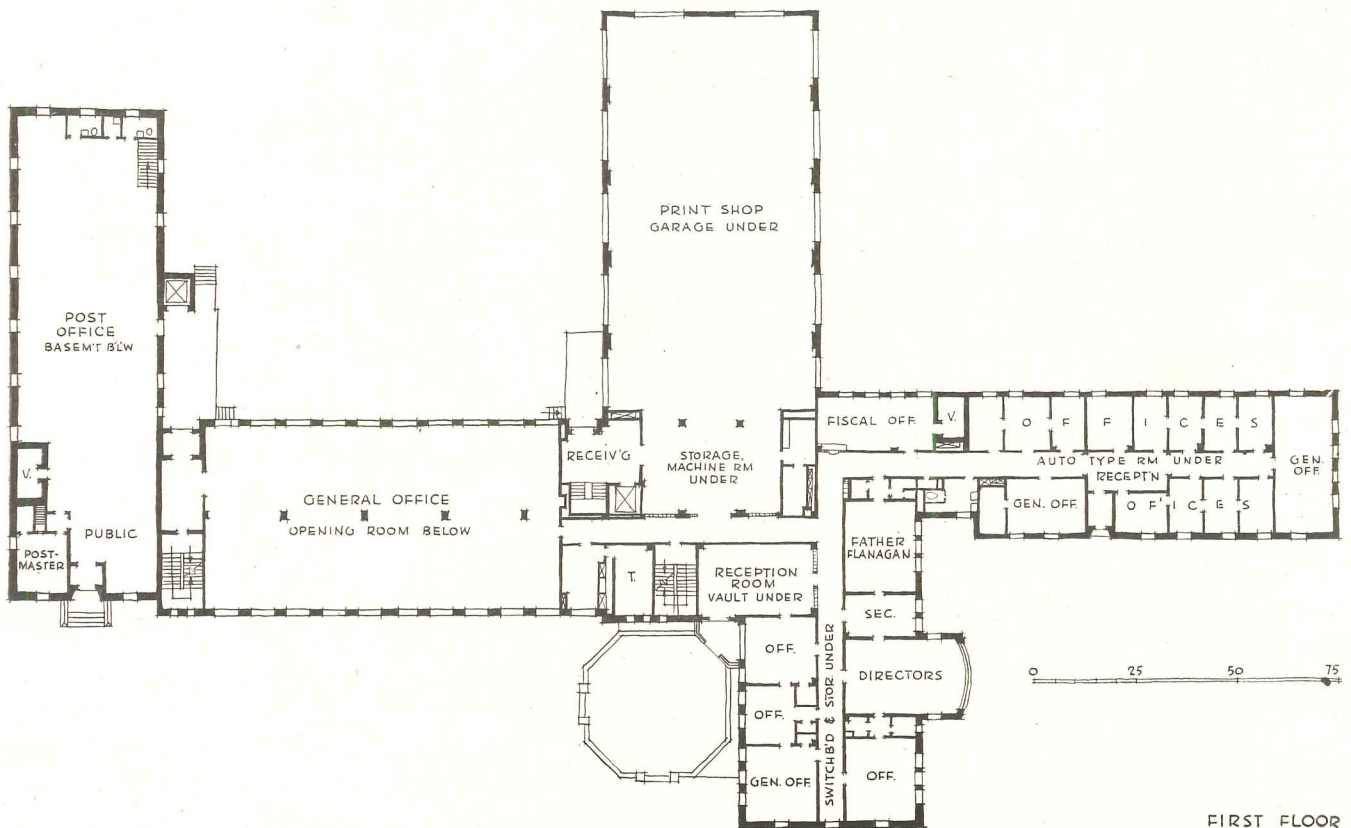
2

ADMINISTRATION AND WELFARE


BOYS TOWN, NEBRASKA

Leo A. Daly Co., Architects

An institution as large as Boys Town is a sizable financial and administrative project as well as a social and educational enterprise and requires efficient organization and operation. These latter functions are grouped in this Administration building, with the offices of the founder and director, The Right Rev. Msgr. Edward Joseph Flanagan, and his staff. General offices, the post office, and the print shop are housed in the building also and a garage is conveniently located under the print shop



FIRST FLOOR

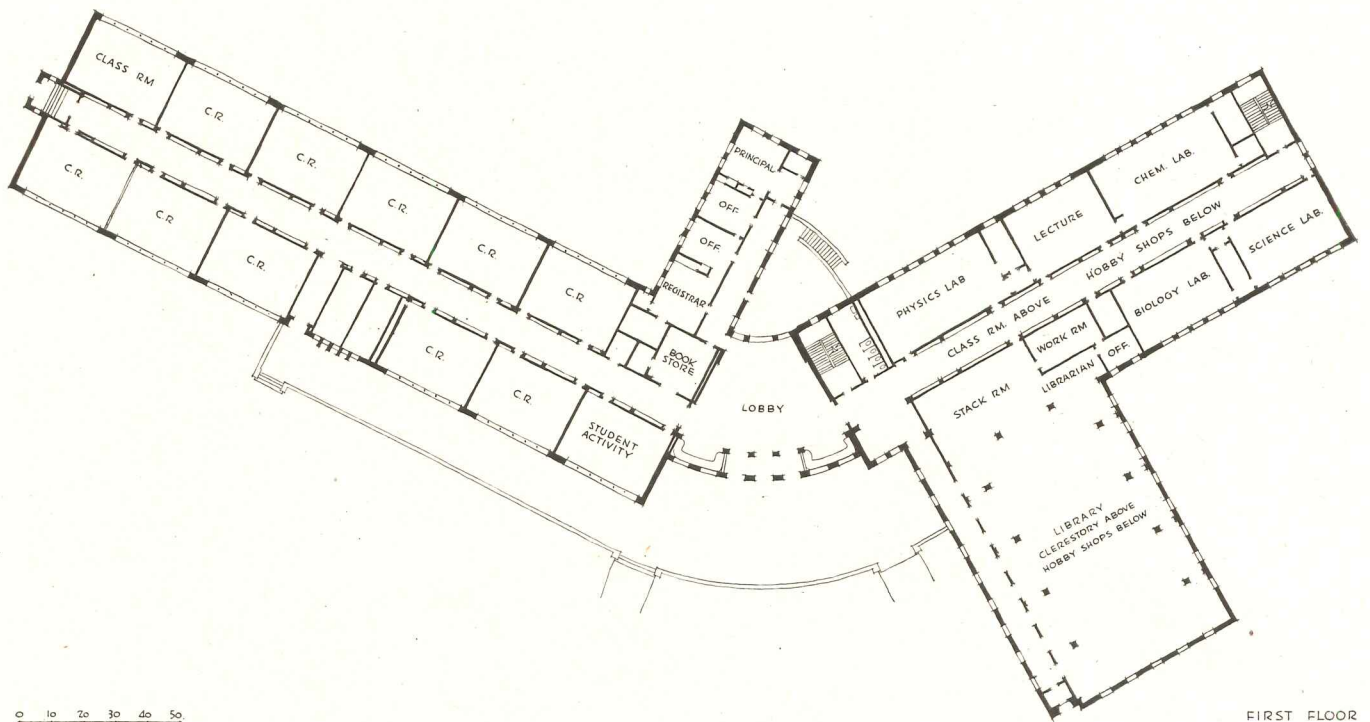


A well equipped high school for 500 pupils is an essential part of the program at Boys Town. The new building provides some 14 recitation rooms, the library, and the laboratories for physics, chemistry, biology and general science, with their lecture room. Above the laboratories are the art room, drafting room and the bookkeeping, typing and manual training rooms. In the basement are no less than 12 hobby shops. School offices and a student activity room are adjacent to the main lobby


3

**HIGH SCHOOL
BOYS TOWN, NEBRASKA**

Leo A. Daly Co., Architects



FIRST FLOOR



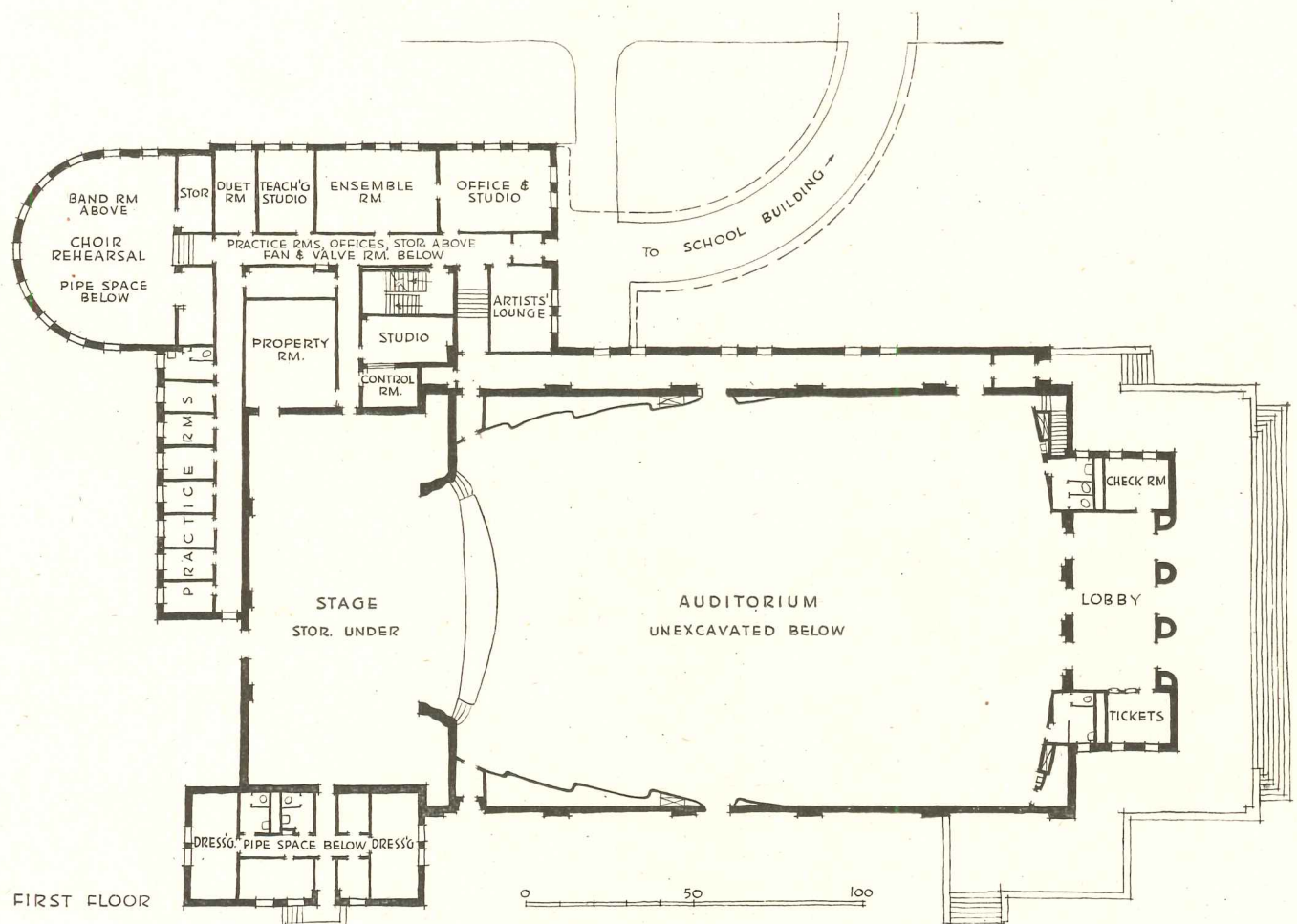
4


AUDITORIUM

BOYS TOWN, NEBRASKA

Leo A. Daly Co., Architects

From the high school a curved covered walk leads to the auditorium building, directly to the music rooms which adjoin the stage. The music department boasts a semi-circular bandroom above the rehearsal room of the celebrated Boys Town Choir. In addition to teaching and ensemble rooms there are 15 small individual practice rooms in this two-story wing. The auditorium seats 1200 and is designed for assemblies, musicals, and lectures rather than for elaborate theatricals





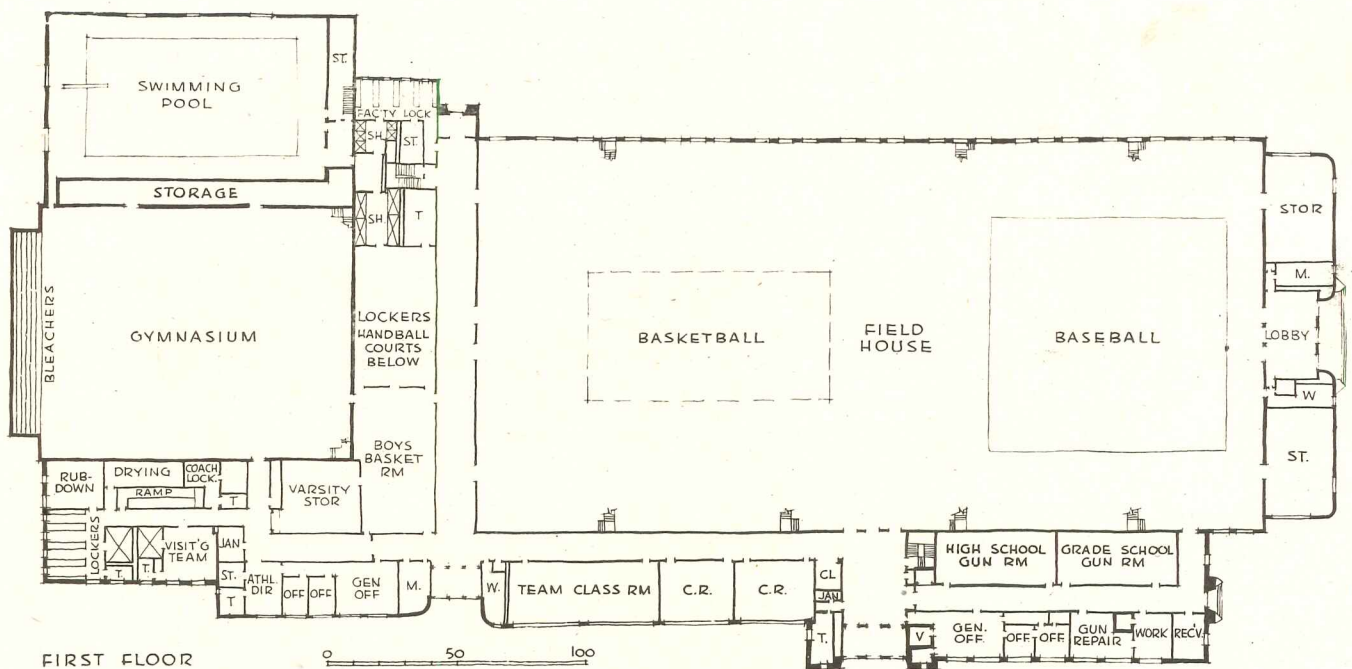
Complete indoor athletic facilities will be provided in a great Field House, which has three main parts, the largest having an earth play floor 300 by 150 ft., with permanent bleachers on both long sides which seat 2000 spectators. Additional temporary seating will accommodate 4000. The gym floor provides two basketball courts. There are eight handball courts and facilities for boxing and wrestling, as well as R.O.T.C. and intramural activities. The swimming pool is to be 42 by 75 ft.


5

FIELD HOUSE

BOYS TOWN, NEBRASKA

Leo A. Daly Co., Architects






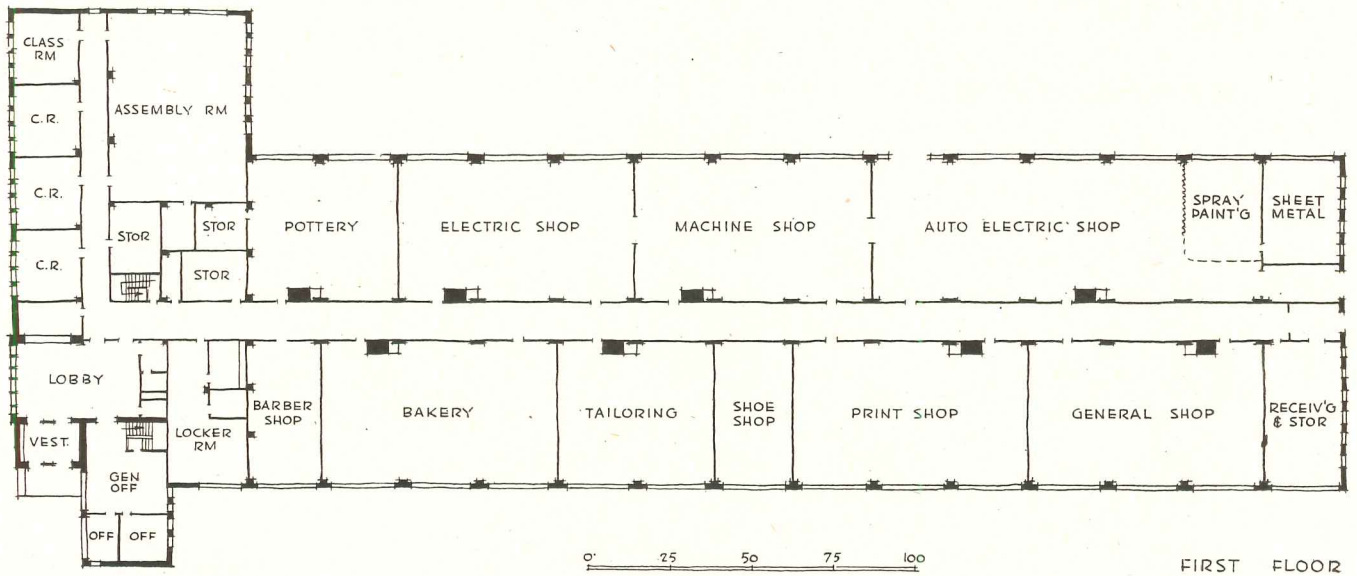
6

TRADE SCHOOL

BOYS TOWN, NEBRASKA


Leo A. Daly Co., Architects

Technical and vocational training in the shops of the Trade School supplements the general and cultural education. Here boys learn by doing, and how to earn a living at a trade or craft is a very practical matter. Natural light is provided by the usual sawtooth factory-type roof, except for the classrooms, offices, and assembly room. Bar joists, supporting the insulated steel deck roof, are left exposed except where acoustic tile ceilings are called for. The corridor floor is terrazzo and the shops have industrial asphalt tile floors over reinforced concrete



7 BOILER HOUSE AND LAUNDRY

The buildings will all be supplied from the central boiler house strategically located behind one of the old building groups. The laundry occupies the upper level of the sloping site above the fire station, shop and water-softening room



8 STADIUM



The stadium will seat 8000 spectators in the permanent stands. It is near enough to the field house so that the lockers, showers and other facilities serve both home and visiting teams


9 DINING HALL

Below. Five hundred hungry youths are to eat their fill in this dining hall, near both the high school and the cottages. There are bowling alleys in the basement and a lounge

10 COTTAGES

Each of the 25 cottages will house 20 boys and a supervisor. In contrast to the contemporary design idiom of all other new buildings, the dormitories revert to suburban old-English. The cottages vary in plan and detail but in general each will have a living room, a study hall and five ingenious dormitory rooms. Each dormitory room is partially divided in halves by wardrobes and lavatories so that the four beds are separated, two in each half. The basement provides playrooms and a furnace room







MEDICAL-DENTAL CENTER, OKLAHOMA CITY

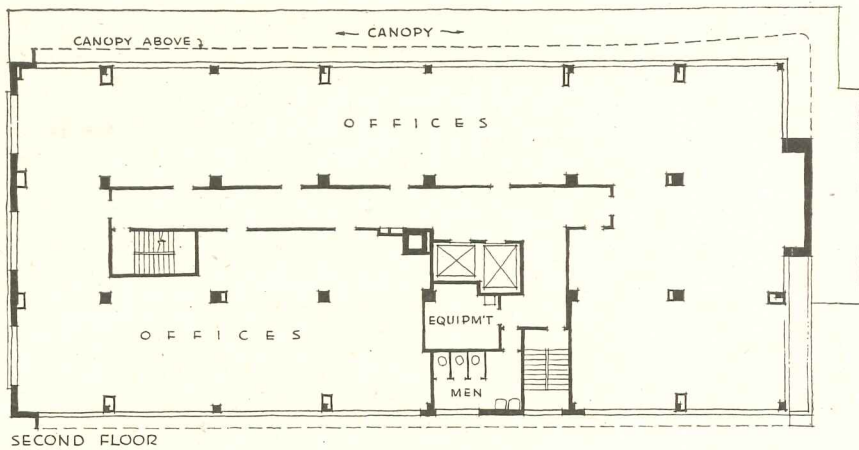
Coston and Frankfurt, Architects and Engineers

STRATEGICALLY placed in relation to the hospitals of the city, the Center is designed to provide efficient, attractive, flexible office space for doctors and dentists. Space large or small can be arranged to suit the needs of each practitioner. The building is to be completely air conditioned, provided with zone-control heating and individual manual control of temperature, humidity and air as well. The high velocity duct system takes in

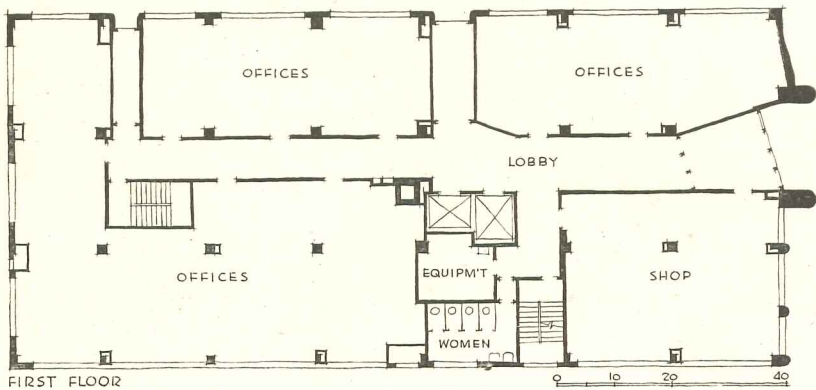
fresh outside air, filters it, regulates humidity, and delivers it at each window; there is no recirculation of air. The electrical system likewise provides for all the tenants' exacting needs for lighting, power, inter-communication radio and telephone, and hot and cold water, gas, and waste lines are available for the convenient location of fixtures within the offices. Over the windows the projections act as sun-shields.

Three early preliminary studies. The tower was designed as an elevator penthouse and cooling tower



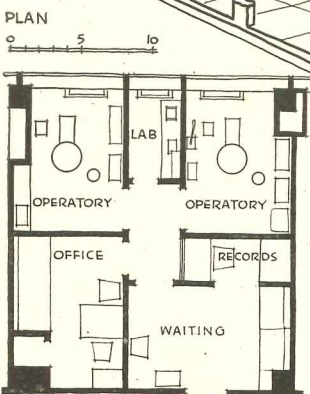
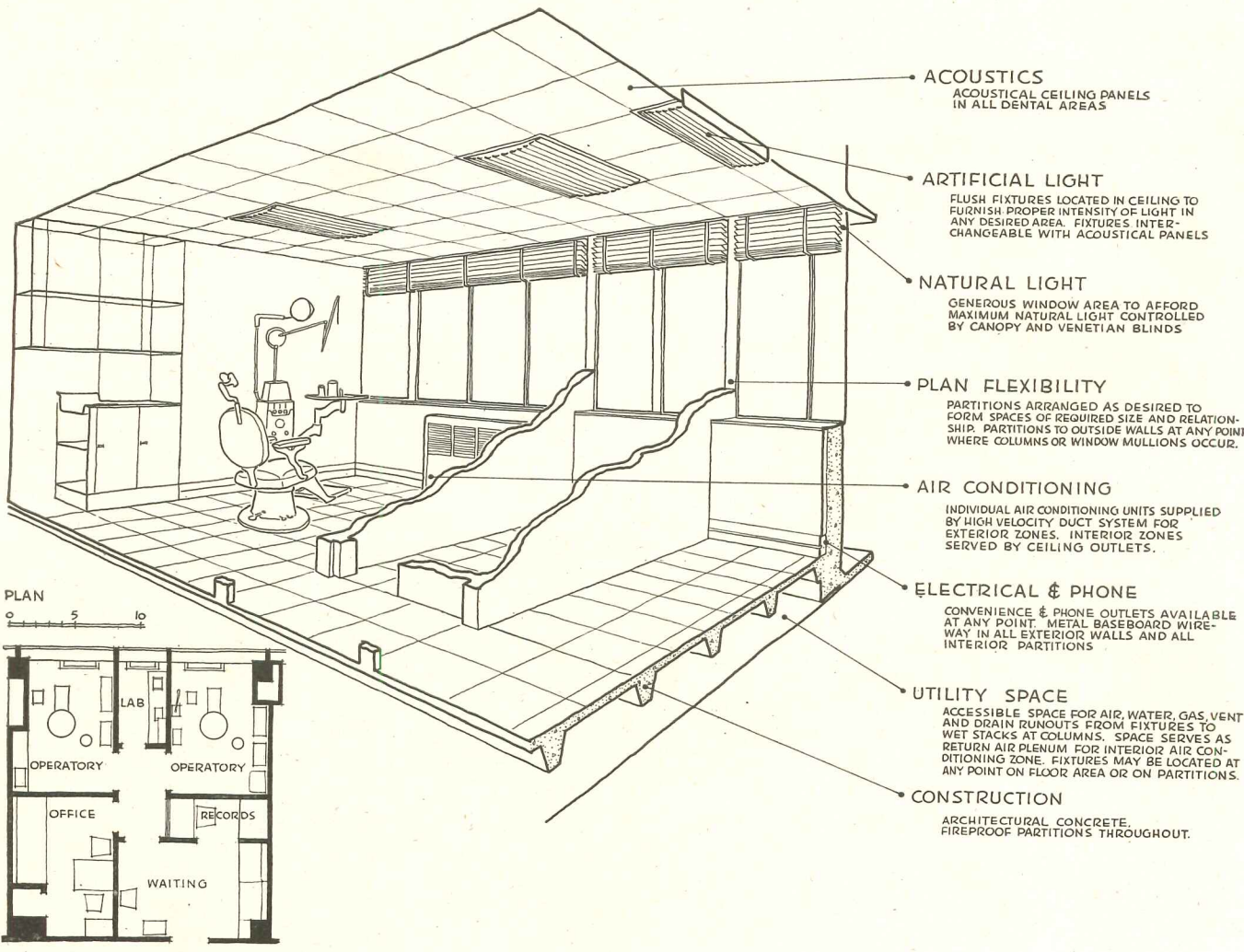



SECOND FLOOR



FIRST FLOOR

The plans show the flexibility possible in the bays approximately 20 ft. square. The small plan and the perspective below show a dental office accommodated in one square bay. Parking is provided adjacent to the long side of the building with a convenient entrance on that side directly opposite the elevators. The small shop on first floor would naturally be a drug store for the convenience of doctors and patients

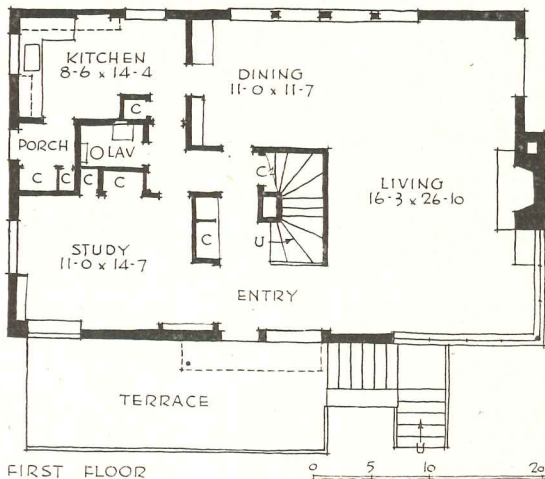
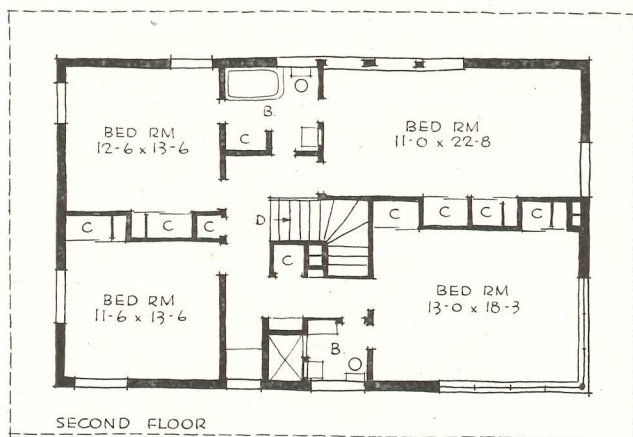





St. Thomas Photos

AIR CONDITIONING CALLS FOR COMPACTNESS

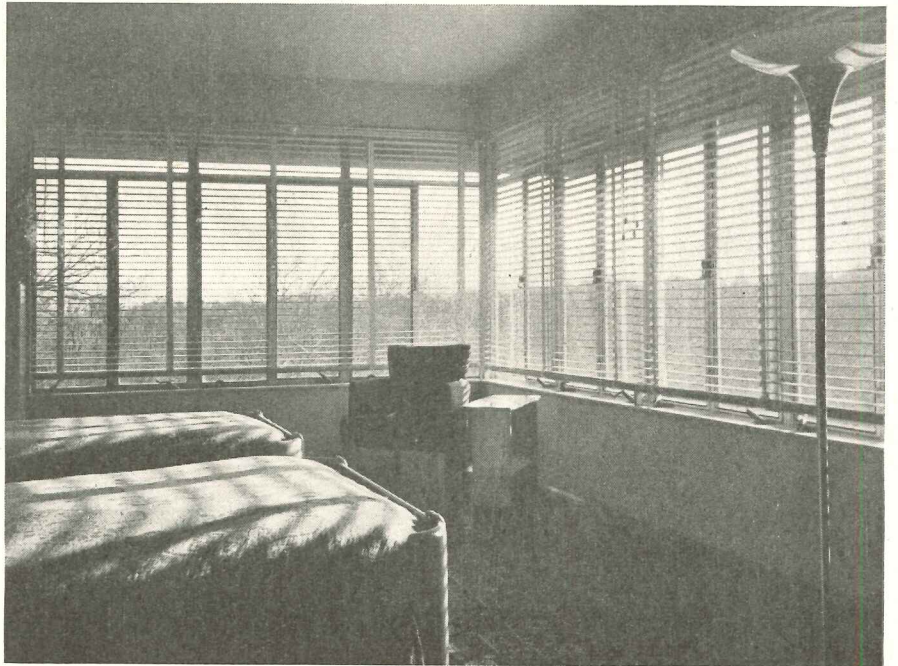
Residence for Dr. and Mrs. D. K. Brace, Austin, Texas. Fehr and Granger, Architects



WHILE this house has the wide sunshades expected for a hot Texas climate, it does not show the usual worship of the cooling south breeze. That is because the house is air conditioned, and its logical form is compact and rectangular rather than open and free. Indeed it was designed around a central shaft of air conditioning ducts and stairs. Air conditioning unit and compressor are in a heater room off the garage, at basement level. The house also passed up the native stone so often seen in Texas houses, in favor of the smoother lines of brick, using stone only for terraces and retaining walls.




The convenient Lally column permits full corner windows in the owner's bedroom, overlooking the river. A combination of roof overhangs and Venetian blinds gives full control of the sun, the year' round



Though the first floor gives good sweep for natural ventilation, and tall casement windows invite the breeze, the house is not dependent on its whims. It is fully air conditioned, with mechanical cooling

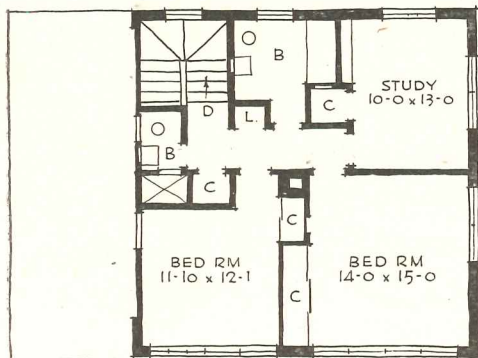


Closets throughout the house are generous in size, and built-ins make them efficient. The built-in file cases in the study are an especially commendable idea, one anybody would appreciate

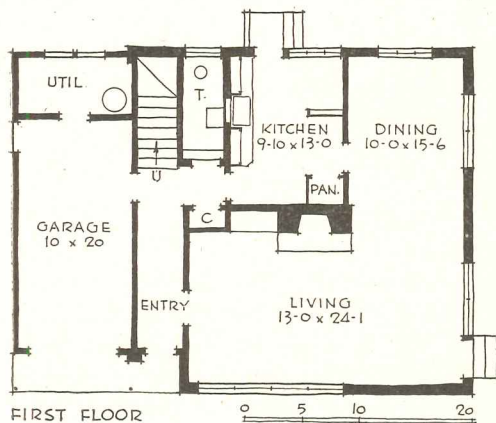


TEXAS HOUSE WITH NATIVE FRANKNESS

Residence for Mr. and Mrs. Carl A. Fehr, Austin, Texas. Fehr and Granger, Architects



SECOND FLOOR



FIRST FLOOR

SINCE this house is all in the family, it might fairly be taken to have Mr. Fehr's true stamp upon it. So here it is: the complete frankness of compact form, of large utilitarian windows, of Lally columns, of native stone without resort to wood courses or other relieving clichés, the scorn for frilly interior decoration.



SCHOOLS IN TRANSITION

ARCHITECTURAL RECORD'S BUILDING TYPES STUDY NUMBER 121

A YEAR OF BASIC SCHOOL PROGRESS

By Douglas Haskell, Associate Editor

SCHOOL progress is so fast that an annual "Building Types Study" is required simply to keep abreast of new developments. The year 1946 was remarkable for the small number of schools actually built and for the large advance in *basic standards*.

Performance Standards: If a prize were to be given for the most fundamental single contribution it would have to go to no architect but to Dr. Darrell B. Harmon of the Texas State Department of Health. Publication of his researches (ARCHITECTURAL RECORD, Feb. 1946, pp. 78-90) gave wide dissemination to the idea that *behavioristic tests* are the basis of sound and objective architectural criticism. Measurements conducted at large scale revealed that some of the most sanctified practices of design resulted in serious distortions in child growth, impairment of health, and retardation in learning. The self-evident but badly neglected assumption was that any planned environment must grow first of all out of the known requirements of *body mechanics*, not to mention psychology.

Dr. Harmon's approach to architectural performance was more important than any of his individual conclusions. Dealing first with problems of light, he found that vision involves far more than the eye, and that architectural design for good vision involves more than watts and windows. It involves the interaction of space plan, fenestration, scheme of artificial illumination, color treatment, and seating method. No stronger support could have been given to the concept of architecture as an art of many-sided correlation. Results of further tests will shortly be published in the RECORD with some of Dr. Harmon's immediate recommendations.

Elsewhere the trend toward *performance standards* was illustrated in the action of code authorities and notably in the deliberations of the National Council of Schoolhouse Construction, whose Standards Committee will shortly issue new, broader, more flexible recommendations.

General plan arrangements showed no great generic invention. The so-called "Winnetka" or cog-bar arrangement of projecting L-shaped classrooms alternating with

open courts came into use for the lowest grades in new plans all over the country. The "California" arrangement of classroom wings in parallel series was found economical wherever the climate was mild enough for an open corridor as the connection.

One-story school plans traveled eastward in increasing numbers, significant examples appearing in Illinois, Ohio, New York, Connecticut, Vermont, and other states, most often in smaller rural schools. The travels brought a sea-change not generally for the better. Too often the clean-cut western scheme was fussed up merely to create a symmetrical façade or allow for cupolas. Easy automobile access was a design factor in the rural school designs of the Chicago firm of Perkins, Will & Barry, and a scheme for up-state New York by the same firm (ARCHITECTURAL RECORD, April 1946, p. 76) provided quite charmingly for innumerable bicycles. The rural school was the subject of special study at Columbia University and by the Bureau of Indian Affairs.

Classroom daylighting and artificial lighting schemes would have seemed to reach a high variety back in 1944 when the RECORD published "16 Ways of Daylighting Classrooms," yet 1946 was to see some other important departures.

In the realm of *one-story* plans with side-corridor, innovations arose out of the continued effort to improve the deep, square classroom which had been found so convenient and simple for activity teaching programs. Frank Wynkoop had thoroughly explored clerestories as a method of bringing in daylight closer to the dark center of such a room (ARCHITECTURAL RECORD, June 1945, p. 85). Maynard Lyndon had experimented with an elaborate skylight (ARCHITECTURAL RECORD, March 1946, pp. 120-121). In the present issue the RECORD is privileged to present another skylight scheme, simultaneously and independently developed by Franklin, Kump & Falk, which in a sense rounds a cycle (pp. 93-95). With classical simplicity and directness of concept and execution it attains "*trilateral*" lighting by means of a skylight at the ridge of a low, child-scaled, gabled building of highly satisfactory shape and proportions. Mr. Lyndon in the meantime has developed an-

other very interesting *bilateral* scheme of improved efficiency and stimulating form without resort to the skylight (pp. 88, 89).

In *two-story* or higher buildings the daylighting problem is more difficult. There is an understandable tendency to retain the 22-ft. deep classroom rather than a deeper one, and on a double-loaded rather than a single-loaded corridor. Since economy of construction and the lower air-volume requirements of modern forced-air ventilation both favor reduced ceiling heights, it is not too good an answer to try for tall unilateral windows. This helps explain the popularity of glass-block solutions, using prismatic or directional types which throw a high proportion of the light back to the inside ceiling. Dr. Harmon's test gave this arrangement (with a vision strip of clear glass under the block) a high rating as brightness engineering. The example by Eberle Smith Associates in Detroit (pp. 86, 87) gives clean architectural handling to details which in the original Texas tests were somewhat clumsy, and shows the possibility of a very handsome exterior.

Opinion is, however, far from unanimous in favor of glass block; advocates of clear windows have criticized the persistence of glare spots and, in the case of two-story schools especially, have sought their solution with the aid of artificial illumination.

Integration of daylighting and artificial light as a functional device received strong impetus during 1946 as result of the rapidly spreading concept of "brightness engineering" as a unified science. In a project published by the RECORD in April 1946 (pp. 72-81) Perkins and Will (now Perkins, Will & Barry) definitely accepted the low (10-ft.) ceiling for reasons of economy and good child scale; forsook the effort to rely mainly on the sun; substituted auxiliary lighting for the inner part of the room from a *luminous ceiling* of the kind that has actually been executed since then in a number of stores and notably in the United Nations auditorium. Others added experiments with fixed or movable *window louvers* as control devices. Sylvania engineers used fixed vertical metal louvers in an installation at Salem, Mass. (*Architectural Forum*, May 1946, pp. 180-183). RECORD editors meanwhile see greater possibilities in the movable horizontal louver scheme of Kenneth C. Welch (*ARCHITECTURAL RECORD*, March 1946, pp. 114-119) which is under further development and test by a committee of the Illuminating Engineering Society.

An important development in light control is the trend toward *getting all the daylight inside the room before controlling it* instead of continuing the cliché (now wearisome) of overhangs and various outdoor sun-catches. These sun-catches, or "brise-soleils" as they are called by the learned, were the most advanced practice of 20 years ago in the hands of Le Corbusier, and are a temptation in developing "interesting" external appearances. Their fallacy is three-fold: (1) overhangs or trellises cut off the *high* light which is potentially the best light in the room; (2) they cut off thermal gains from the sun without cutting thermal loss; (3) they make an unchangeable

structural feature out of something that should be an item of improvable equipment — and it is a structural feature usually difficult to paint and to maintain in good repair.

Heating and ventilating is now a live field, and special attention is paid to recent developments in this study.

As in lighting, there is a tendency to overhaul old handbook methods in the interest of economy and of actually tested performance.

A great stimulus was given by publication of the new "Heating and Ventilating Recommendations for New York State Schools" which is more fully reported on p. 96. Considering the degree to which New York City, in particular, has suffered under leadership which has contented itself with attaching "styles" to its school buildings while such necessities as heating and ventilating have been left largely to manufacturers and engineers, it is encouraging to find heating and ventilating treated as an *architectural problem* in which the building as a whole is a piece of heating and ventilating equipment.

The specific suggestions made by the New York State consultants are sure to become subjects of extended debate — a condition of health for purposes of progress. Many architects will quarrel, for example, with "open-window" methods of control which place the responsibility for healthful environment on the overburdened teacher; an immediate answer is that simpler controls cannot lightly be dismissed if they reduce unit costs and permit architectural design of more new schools for more pupils. A long-term answer is that consideration of the whole room as a thermal unit may lead to useful invention capable of future conversion into manufactured components.

A pronounced trend observable in projects under construction was away from "pure" or simple heating systems toward mixed and balanced systems. Two such balanced systems will be found on pp. 95 and 98.

Installation of teaching aids such as audio-visual devices received increased attention from architects as part of the original building design. A very fine study in this field was made by Philip Will, Jr., and appeared in the February *ARCHITECTURAL RECORD*. It showed how to adapt every type of classroom in current use to the easy employment of sound and sight projection. Less unanimity of approval attached to the schemes for audio-visual centers worked out by the Visual Equipment Manufacturers Council (*ARCHITECTURAL RECORD*, Nov. 1946, pp. 72-79) which must be considered as stimulation to further work rather than as universally acceptable standards. Meanwhile wide circulation was given by the Radio Manufacturers Association to basic standards in school sound systems worked out with the U. S. Office of Education. This work is reviewed on p. 90 and implemented by schematic layouts worked out by William de Haan of the Radio Corporation of America.

In the whole field of school development, the biggest step has been the acceptance of measurements upon children as the criterion of light, warmth, comfort.

CLEAN DESIGN STANDS UP IN CONSTANT USE

Edison Technical High School, Fresno, California


Franklin, Kump & Falk, Architects-Engineers

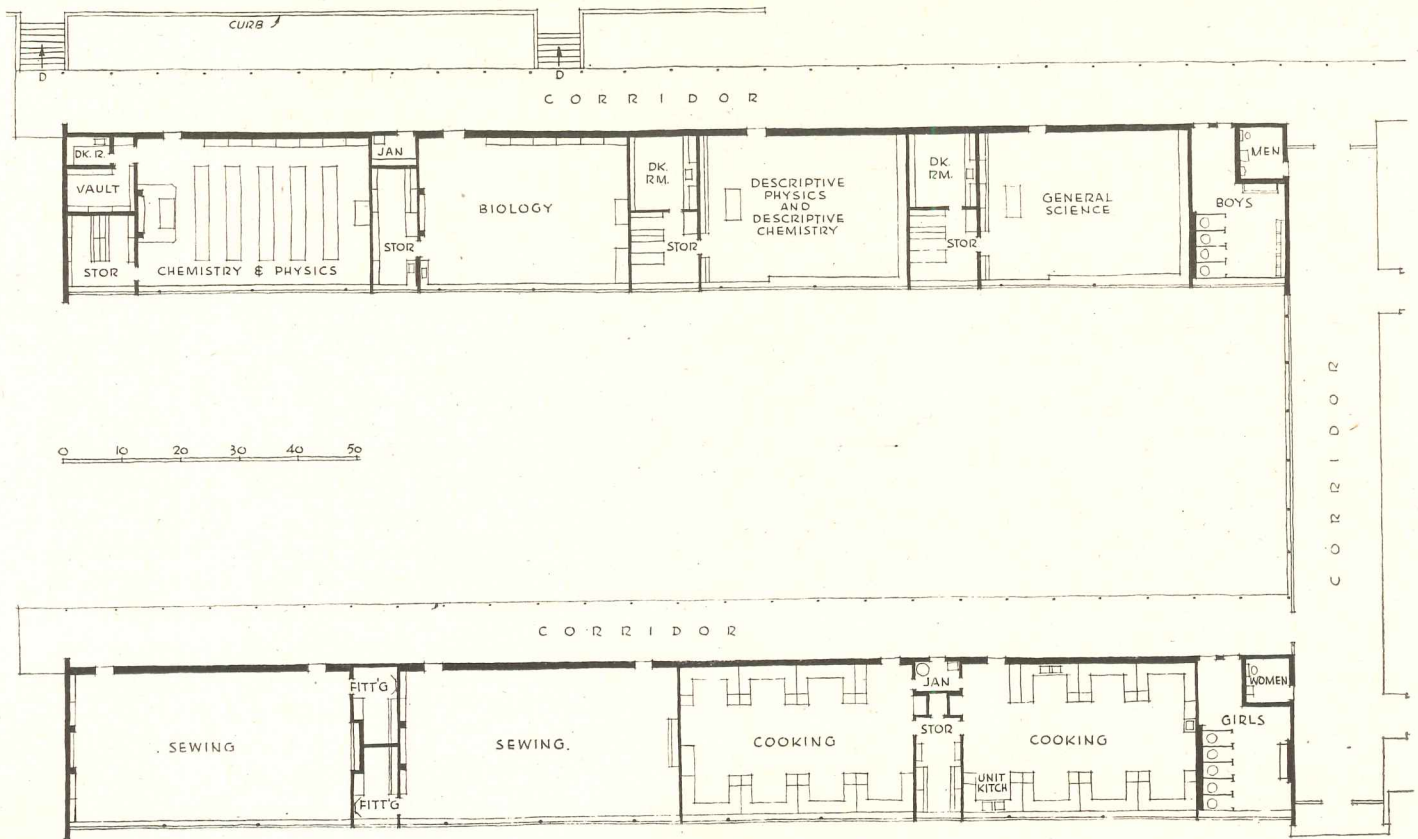
PHOTOGRAPHED five years after it was built, this technical high school gives visible evidence of the abiding value in up-to-date design methods. The school is distinguished by its elegant detail, particularly in the interior cabinet work, and this would appear to have invited a rare kind of school housekeeping devoid of the usual confusing clutter. The use of modular design and loft construction is especially appropriate to a technical school with its ever-present storage problems involving

possible change. Here there have been no changes yet in partitions, initial storage facilities being unusually ample and specific.


Construction is concrete for floor and for walls up to sill height (full height for the stage house seen below). A final flash coat gives the exterior color. Steel pipe columns inside the window plane support structural steel roof girders carrying wood frame roof. Partitions are of wood construction, plastered.


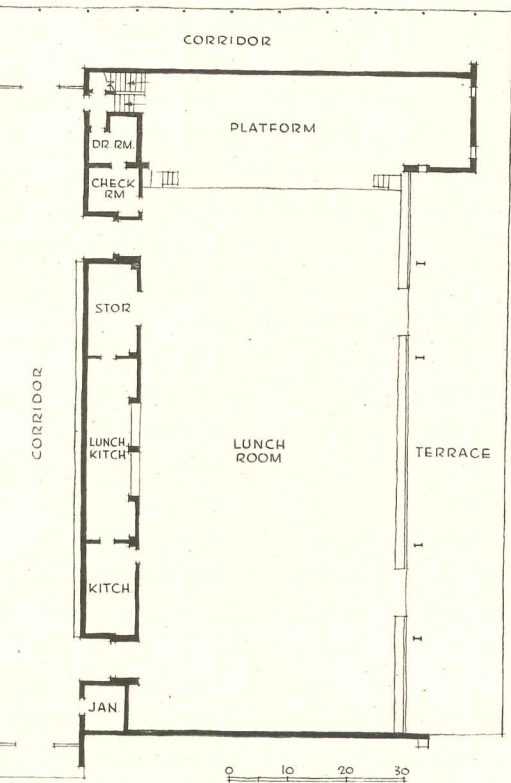
View at right is from the east, showing classrooms; view below from north, with lunch room and stage house in the foreground. Steel H-columns support this higher roof, standing in front of the steel sash curtain wall






Sewing-room view below shows how well bilateral lighting works in the classroom width of 26 ft. 6 in.; and the view (right) taken at the front of the same room shows the orderliness of well-designed, cleanly carpentered cabinets finished in birch plywood (note the triple suspended blackboard). Classroom walls are plaster above 3-ft. natural birch wainscot; ceilings acoustic tile, floors asphalt tile. At left, rear, in the classroom view a girl is seen using the triple mirror in a carefully equipped fitting room







Plan (opposite page) shows the typical parallel-wing disposition; photograph above the cross-corridor, glassed-in and supplied with lockers; large photograph below, the interior open court. (Since this is a high school the area is not used for outdoor classrooms, and has received decorative planting.) The one feature in the plan that might be questioned is that the large classroom windows face east and clerestory windows west—a departure from the same architects' usual practice of putting the large windows north, and explained no doubt by special site problems. Cross-corridor is especially felicitous





Right: Western corridor, in a mild climate, provides an extraordinarily inexpensive means of classroom access. In this school there is not even need for lockers in the usual position in the adjoining wall, these being concentrated in the cross-corridor (see previous page)



Left: Handsome design and very careful execution of these science-room benches has resulted in careful handling and respect by pupils. The pipe at the rear of the room is an exhaust for chemical fumes

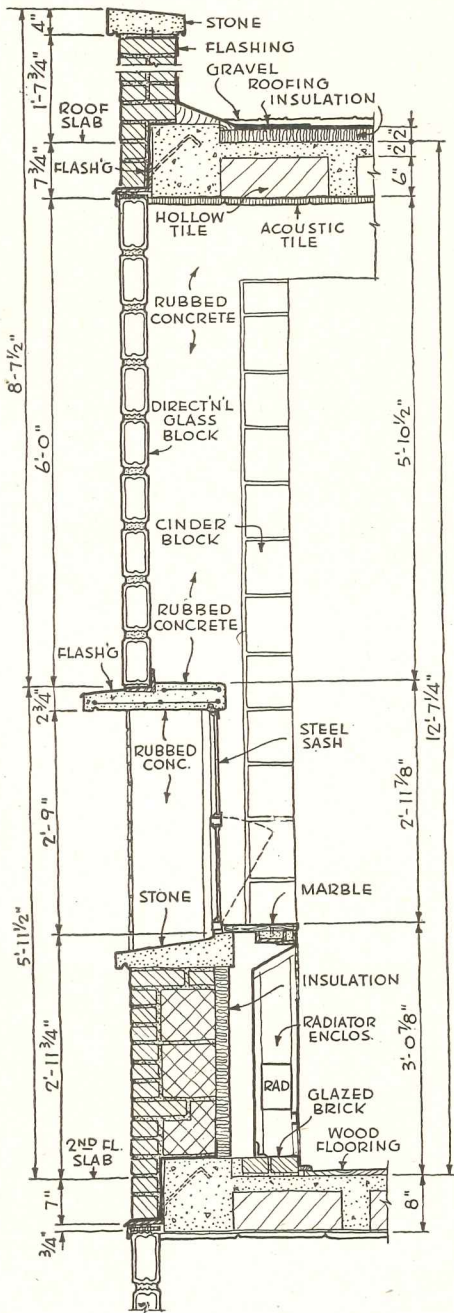
Right: A domestic science room is doubling as a study hall. In this room cabinets are white enamel steel with linoleum tops and wall is finished in washable paint






Serving room (above) for lunch room (below) was originally intended to dispense only sandwiches, and this explains its long narrow shape (see plan, p. 82). At the last minute the far end was adapted as a kitchen to serve a single hot dish. Only a slight widening, the help thought, would be required to make the shape ideal even for the unexpected heavier use. Lunch room wainscot is natural-finish birch plywood, 7 ft. high. Above this, the wall and ceiling are acoustic tile. By starting at a bulkhead line 1 ft. above the floor, and making doors 7 ft. high, the architects are able to fit their vertical elevations (as well as horizontal plans) to neat use of a 2-ft. module





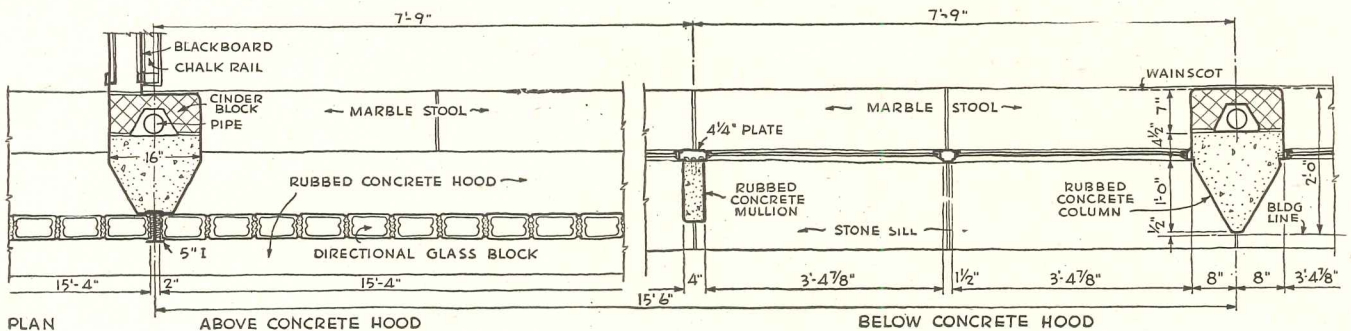
Vertical section, above, and horizontal sections, below, show the detailing which has made possible the clean architectural effect indicated in perspective. Note especially narrow hood shading vision-strip of clear glass, and splayed mullions




UNILATERAL LIGHTING, TWO-STORY SCHOOL

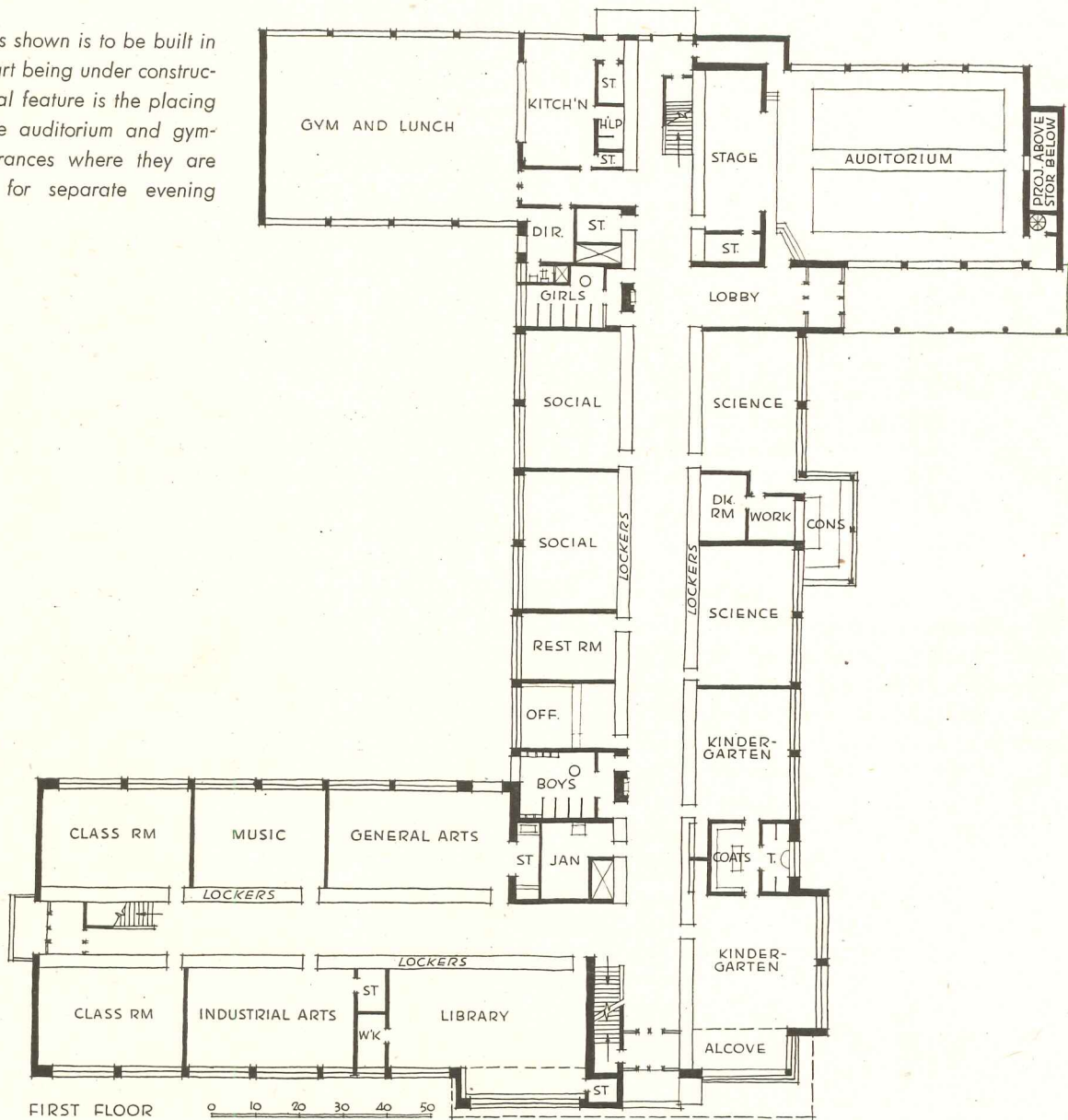
James Vernor School, Detroit
Eberle M. Smith Associates, Architects-Engineers

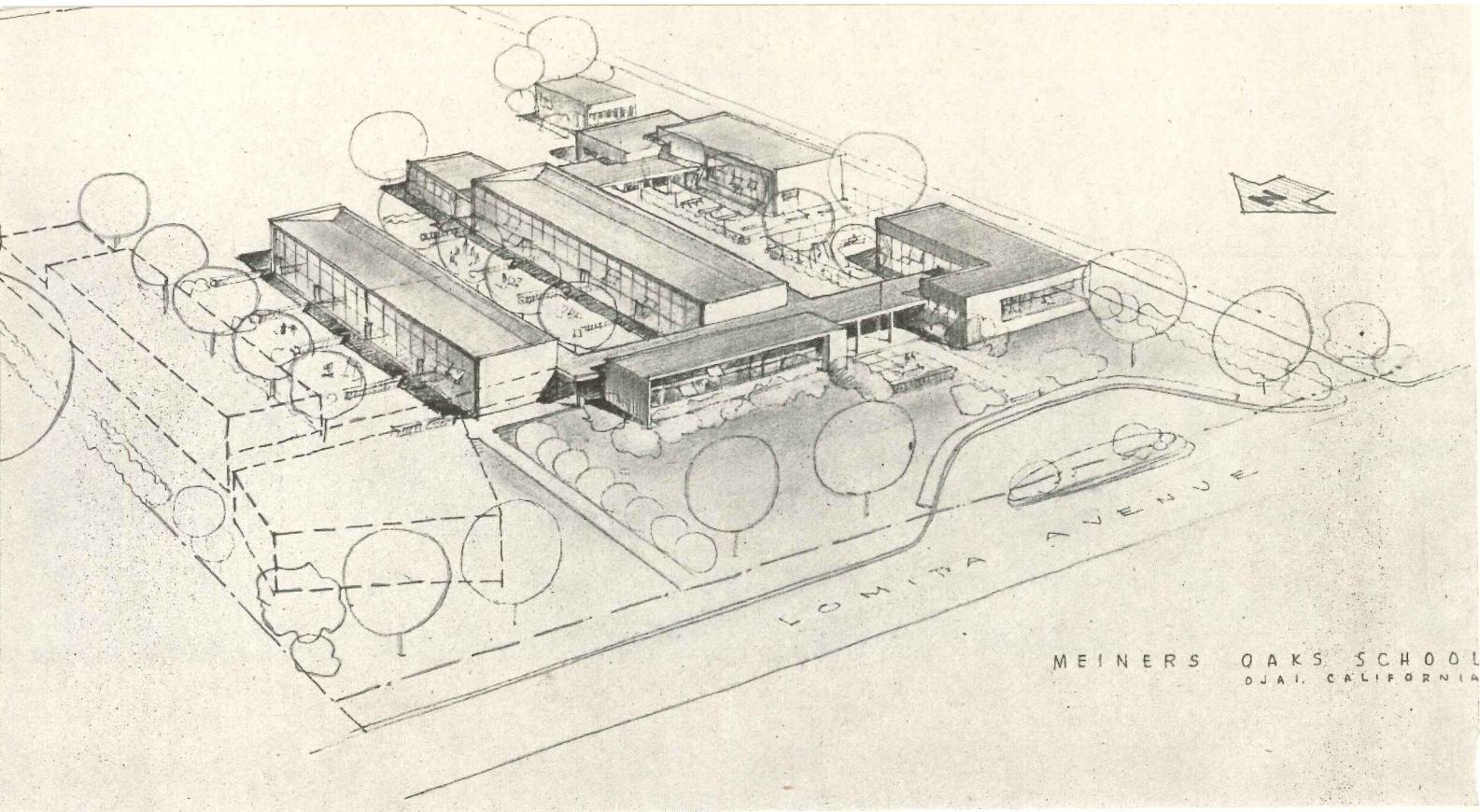
PART of this school is under construction under a modified program, but the plan seen across-page is the ultimate development. Apart from the interest which attaches to the plan, there was special interest for the editors in the exceptionally handsome handling of a glass-block exterior. A large number of school buildings is under design or construction using prismatic glass block for its efficiency in redirecting daylight to the rear of the room. Too many of these designs are mechanical and uninteresting. The details shown herewith incorporate the desired vision strip of clear glass to yield a view, and the important feature of a hood over this vision strip to shade it against glare. In designing a slender hood and gaining acceptance for it from code authorities, the Detroit architects have provided their confreres with useful ammunition.





The school plan as shown is to be built in stages, the first part being under construction now. A special feature is the placing of the library, the auditorium and gymnasium, near entrances where they are easily available for separate evening community use





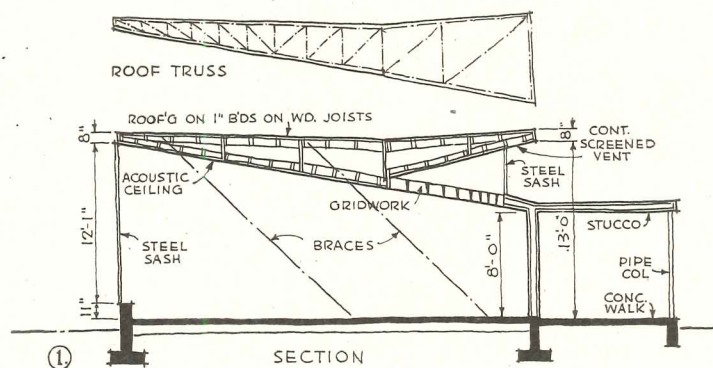
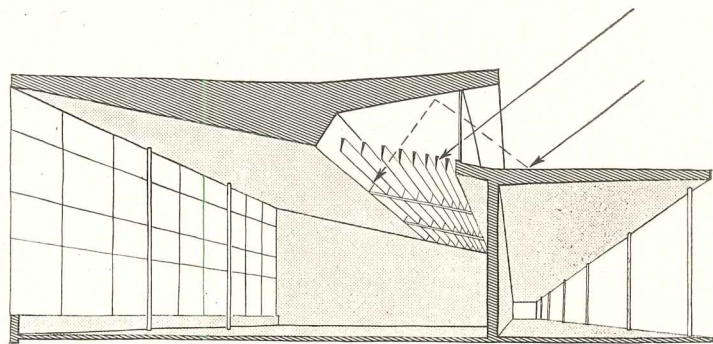
NEW BILATERAL LIGHTING, OPEN PLAN

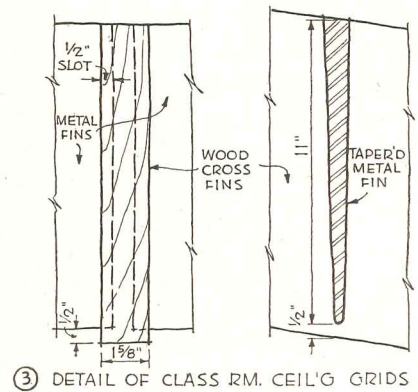
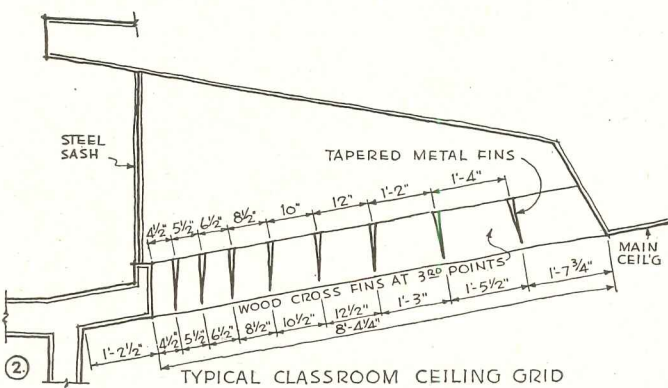
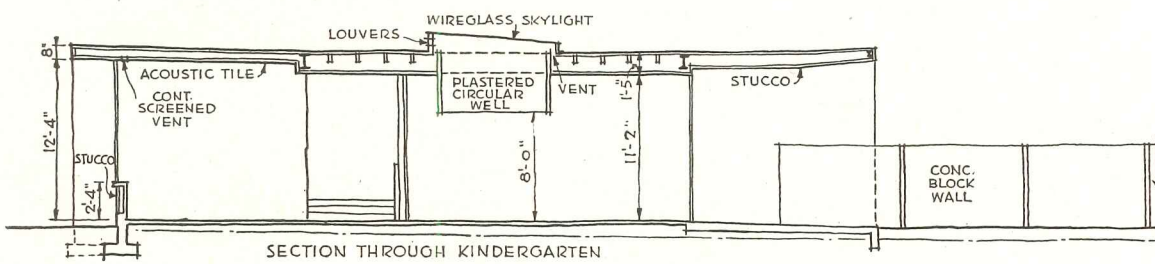
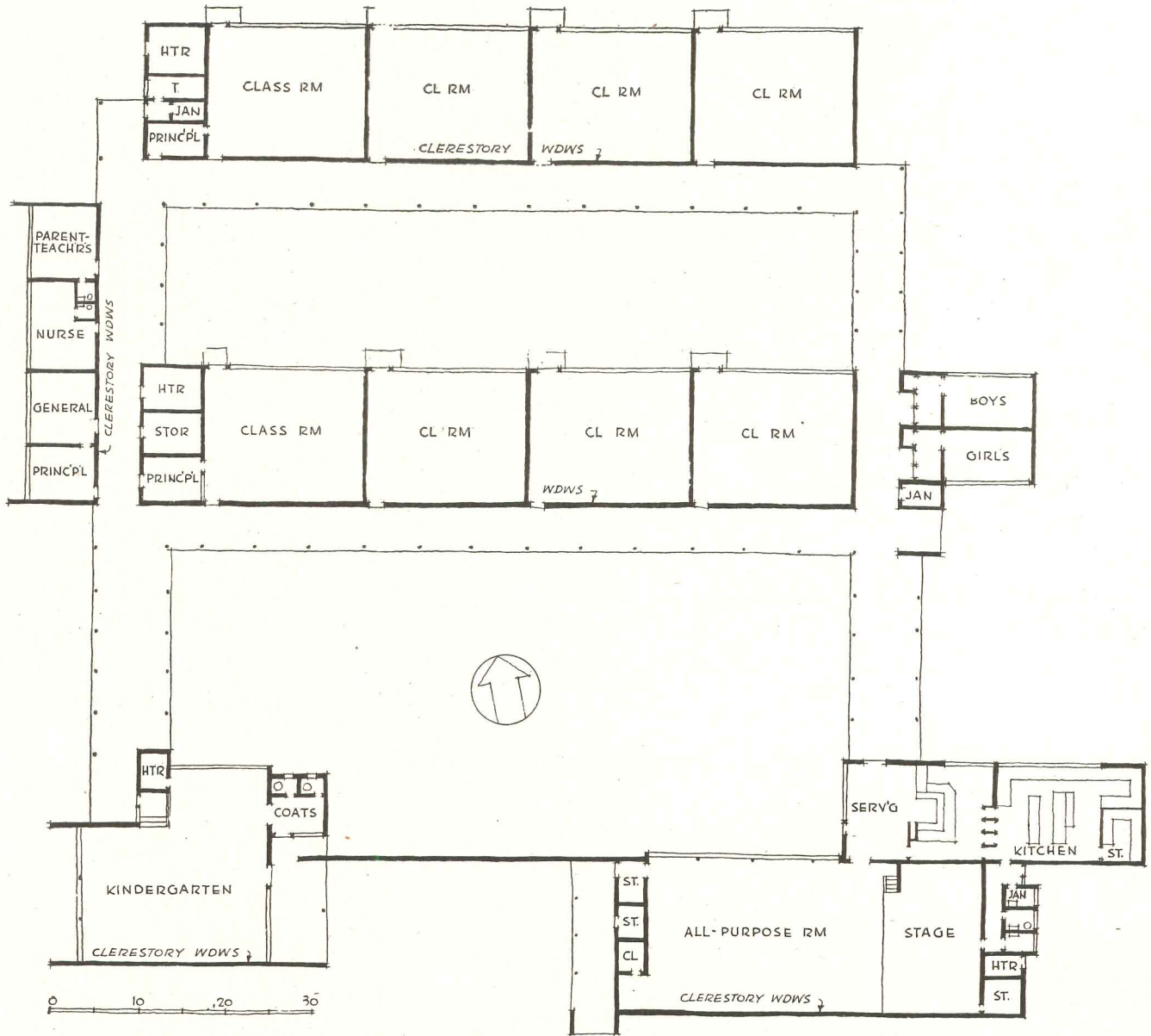
Meiners Oaks School, Ojai, Cal., Maynard Lyndon, Architect

HERE is a very clearly articulated open plan, in which every function is well served by a well defined separate unit, with a consequent pleasant massing of the group. The vocabulary is the same throughout, and the corridors are a handsome unifying feature.

Kindergarten and "all-purpose room" are nicely separated from the classroom wings. Upon later completion of the auditorium (dotted) the "all-purpose room" can be relieved of its extra functions. There is a separate administration unit, equipped with parent-teacher room and nurse's office, and a separate toilet house.

Special interest attaches to the bilateral lighting innovation. It follows the good principle of "getting all the daylight inside before controlling it." Fixed louvers are so calculated (detail, bottom of opposite page) as to shut out all direct view of the sky. They continue the simple sloping plane of the ceiling which appears to rise skyward. As indicated in the sketch, there is auxiliary use of light reflected from the corridor roof. Louvers are also expected by the architect to have some effect absorbing and re-radiating solar heat when sun is low and heat most desirable. Heating will be radiant from coils in concrete floor, with supplementary convector pipe under window sill counteracting large glass area; illumination will be indirect, from bowl-silvered lamps in concentric louver fixtures.



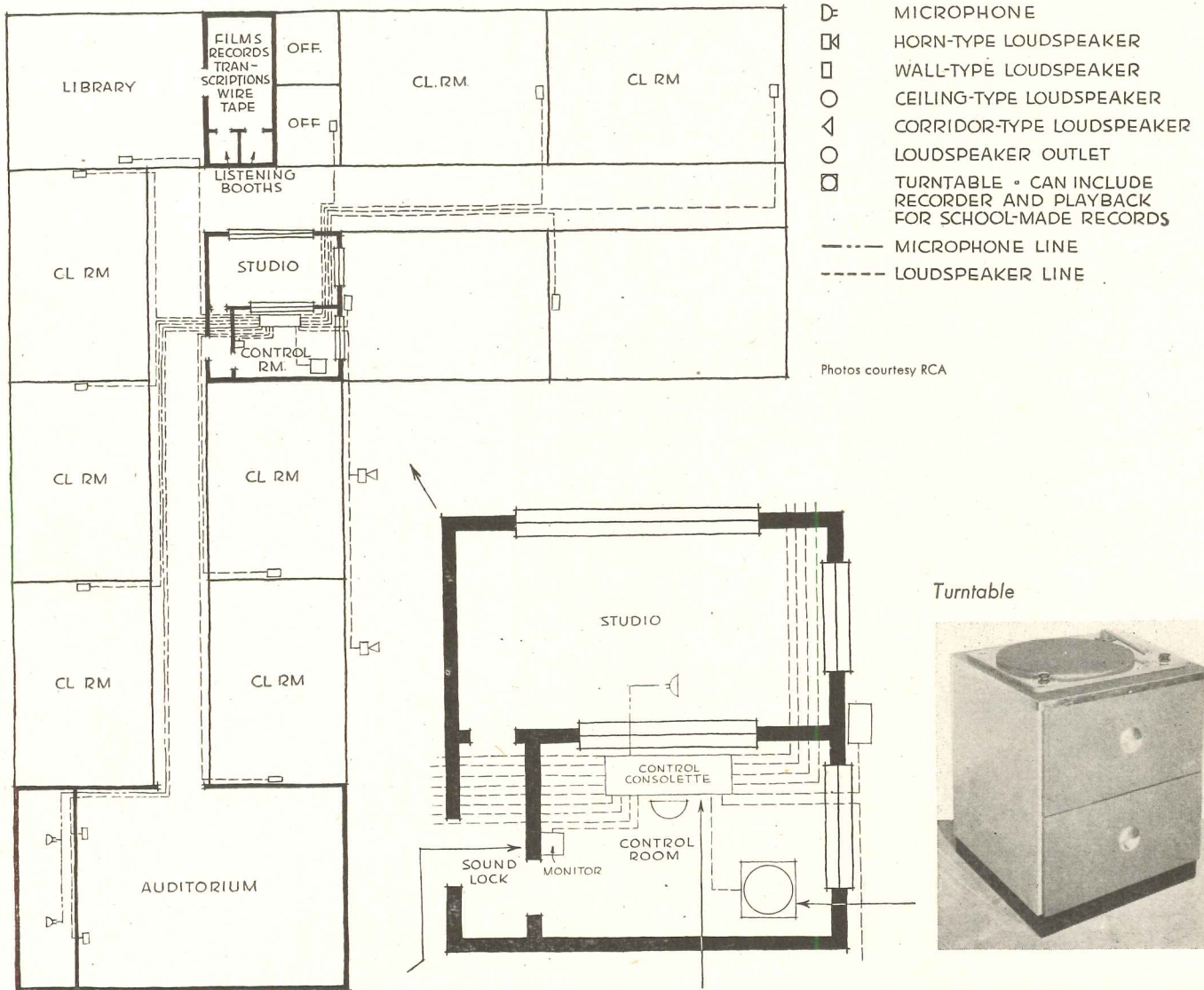


PLANNING FOR CENTRAL SOUND SYSTEMS



DIAGRAMS on this and the succeeding two pages have been prepared by R. deHaan of the Radio Corporation of America to illustrate good practice, and suggest extra utility, in the installation of school sound systems. They implement recommendations made in a recent publication, "School Sound Systems — Basic Standards," issued jointly by the U. S. Office of Education and the Radio Manufacturers Association.

Emphasis is on the sound system as a potential instrument of learning and student participation. This is en-


tirely separate from the notion of a listening-in and announcement-making arrangement serving the principal's needs and moods, though announcements can be made instantly over the central sound system as part of its service. Nine groups of student use are involved: (a) listening to many kinds of radio material from outside and (b) from within the school; (c) producing radio programs for interior use and (d) broadcast among other schools; (e) the same four uses of transcribed, recorded, and playback material; (f) student radio workshop.



Turntable



Monitor



Control Panel

1. Single-channel system, elementary or junior school

All diagrams are suggestive only, although sound centers, marked by heavier lines, are accurately developed.

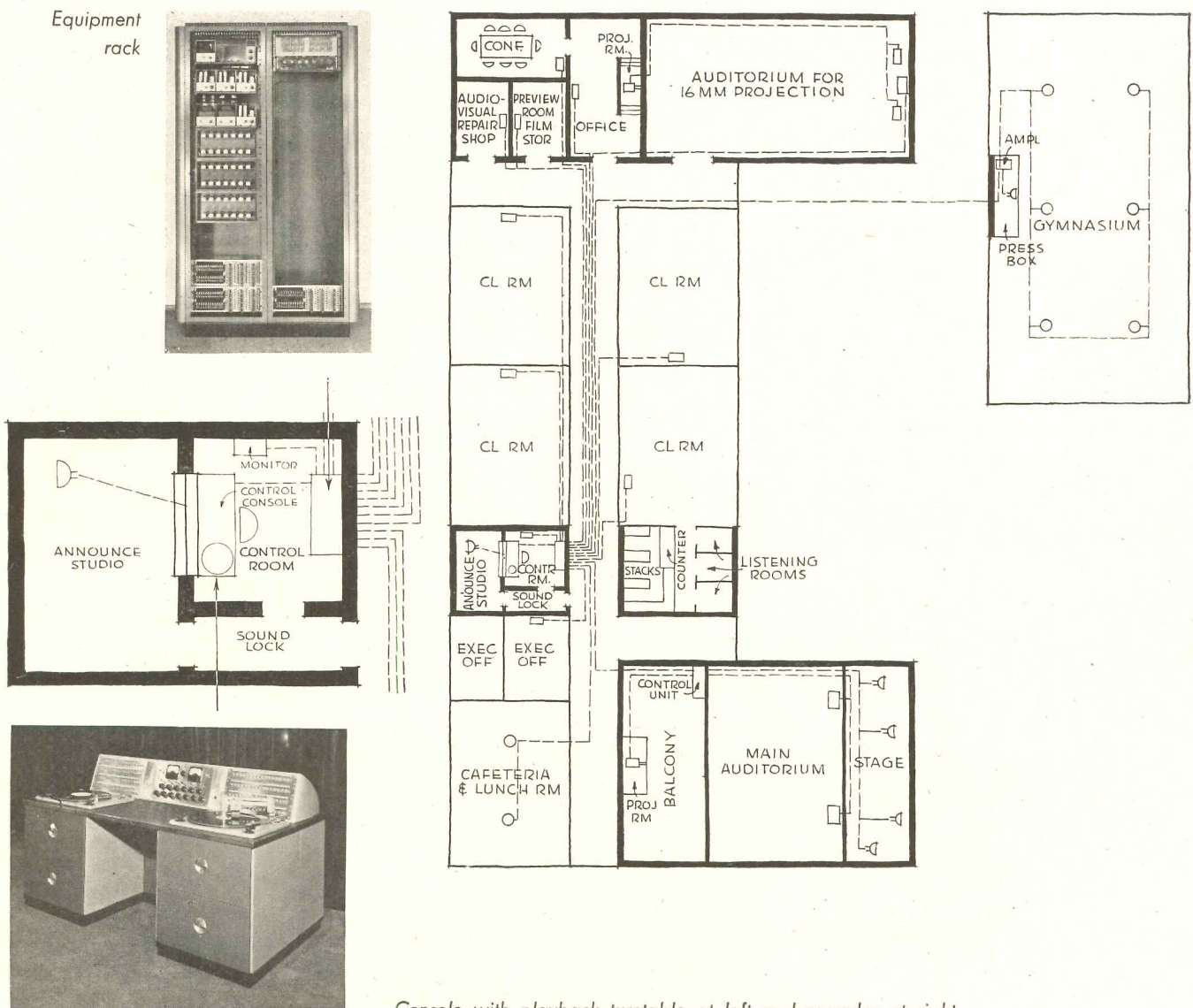
A single-channel system is indicated on the opposite page. The heart of the system is a studio which is represented in heavy outline at large scale. In the general plan of the school, this occupies a re-entrant angle — least useful for other school purposes, most useful for this one, being central for shorter runs, and isolated from outside noise. A display window dramatizes the studio from the corridor. Classroom immediately adjoining can be radio workshop — again glass panels but no direct opening. Access only through soundlock.

Equipment is shown in photographs. The key unit is a control panel or "console" on a desk (top not over 43 in. high) in view of studio. It has 6 inputs: 3 microphones (2 in auditorium, 1 in studio), 1 radio tuner, 1 turntable, and 1 outside line. The operator can mix the input of the 3 mikes and 1 turntable in any desired combination, send it to any desired room or combination of rooms. Volume is checked visually by an indicator

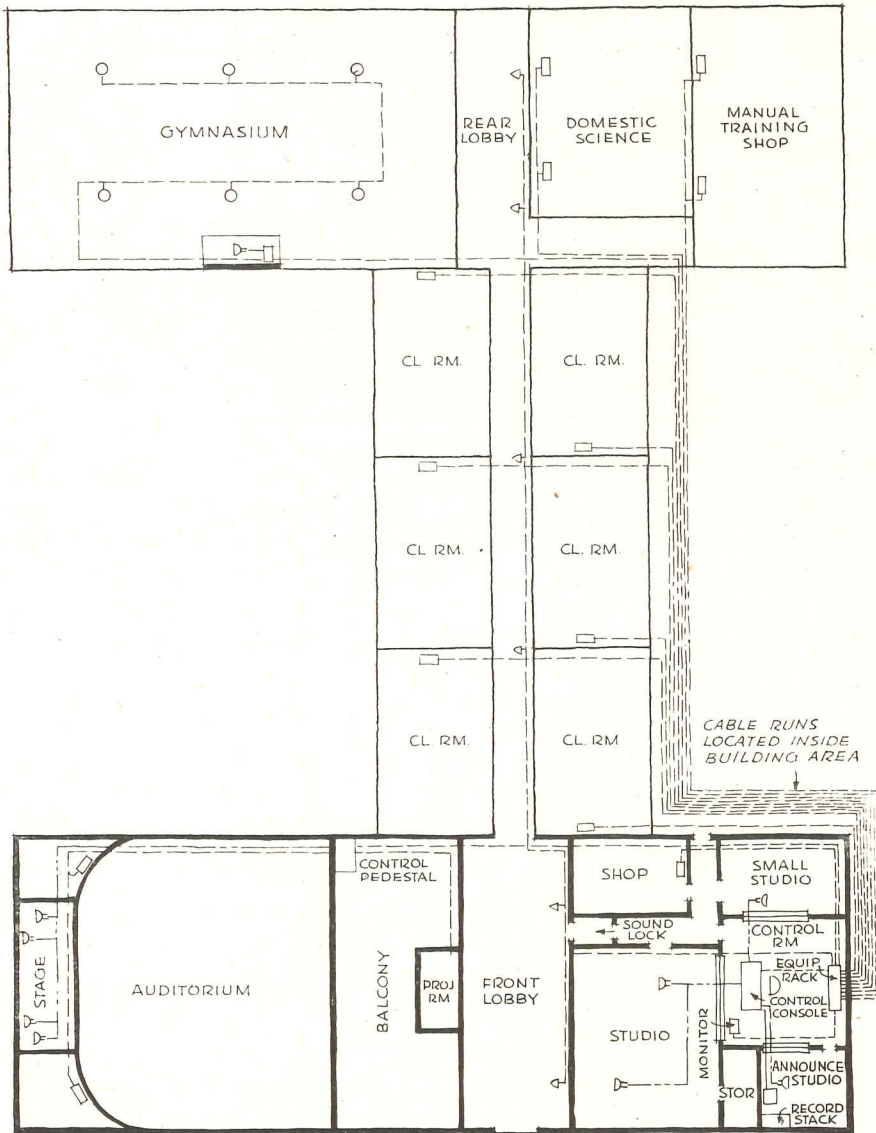
on his panel; volume and quality by a monitor speaker in the control room. Optional intercommunication system between control points and classroom can be modified to provide virtually a dual-channel system.

2. Dual channel system, junior school

Here is a considerably more elaborate arrangement, with no fewer than five centers of activity fully developed for diagrammatic purposes. Studio and control room remain essentially the same in arrangement, except that a full-sized console replaces the desk-mounted panel, incorporating recorder and dual-speed playback, and a separate equipment rack is used for all incoming and outgoing connections, power amplifiers, etc. Input circuits shown include 2 outside lines, 1 studio mike, 1 mike at press box in gym, 1 line from auditorium where a small pre-control unit on a pedestal makes various combined pickups from 4 mikes on the stage and from sound projector, for forwarding to the central control for redistribution. Small auditorium and adjuncts at head of plan are a nicely integrated and isolated audio-visual center.




Console with playback turntable at left and recorder at right



3. Dual channel, junior or senior school

Here we have a control room that has a 3-way connection with a large studio, small studio, and announce studio as part of a radio laboratory opposite the main auditorium. The auditorium has the same equipment as in (2), previous page; but there is added a shop for repairs and instruction. The "announce" studio has high utility, providing for storage of records and other materials.




Studio and control room criteria

The studio and control room area will need special consideration and treatment. The following is a list of criteria which should be met:

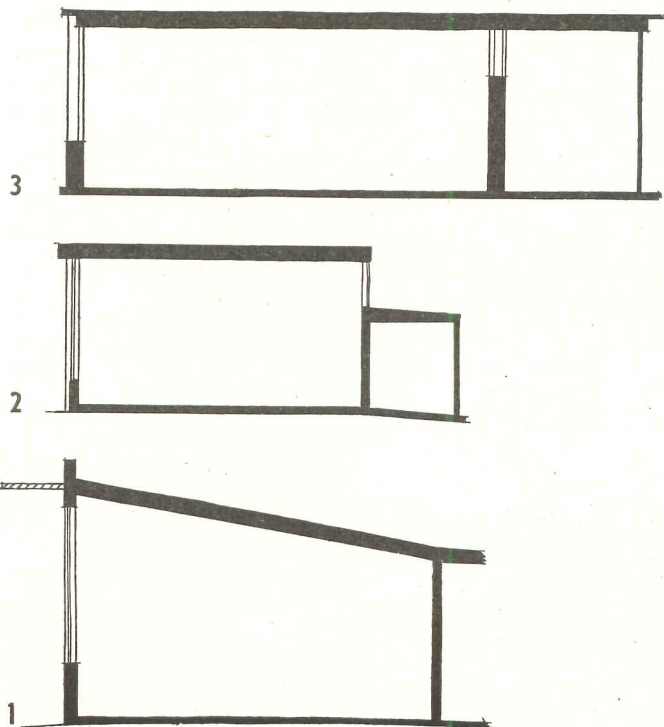
1. Location should be in the quietest part of the school plant.
2. Air conditioning is needed in studios and control areas for comfort and heat dissipation from equipment.
3. Sound conditioning of the entire area. Conduits, both intake and exhaust, should be baffled, insulated, and, where possible, floated.
4. A means of communication between studios and control room should be readily available at all times.
5. Doors leading from the sound lock should be of a quiet-closing and sound-insulating type, and allow for the easy passage of grand pianos.
6. Storage facilities are needed for equipment.
7. Fixed plate glass windows between studios and control room should be double 1/4-in. plate glass with a minimum of 1 1/2-in. dead air space between panes. Viewing area need not be lower than about 36 in. above floor level or higher than 66 in. above floor level; must be wide enough, side to side, to afford full vision.
8. Conduits, 1 in. or larger, from the exterior of the building to the control room, exclusively for telephone and communication.
9. Silent clocks with sweep second hands in studios and control room.
10. Locate transformer starters for fluorescent lights outside studios.
11. Control of all lighting in studios should be centralized in control room.
12. Service wiring having minimum capacity of 20 amps. needed in studios and control room.
13. Control panels to be independently lighted.
14. Use troughs or overhead supports for microphone cables to prevent damage.
15. Studio windows in outside wall should be double-glassed and sealed.
16. A signal light fitted to mike stand should be so fitted as to indicate positively when mike is alive.

Perspective drawing shows one manufacturer's school equipment, all combinable on a modular basis on unit chassis



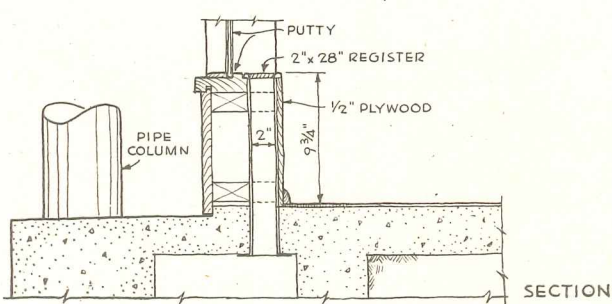
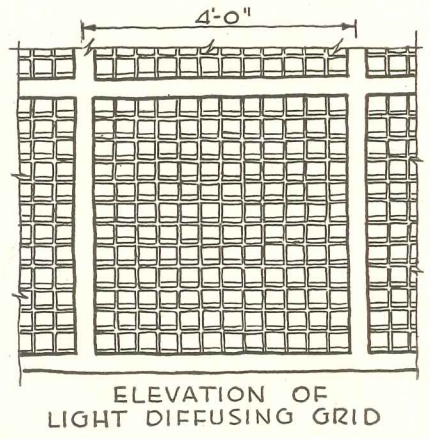

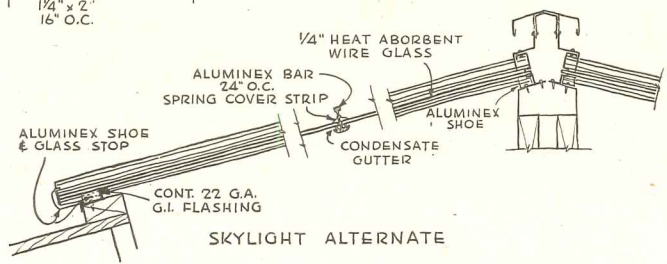
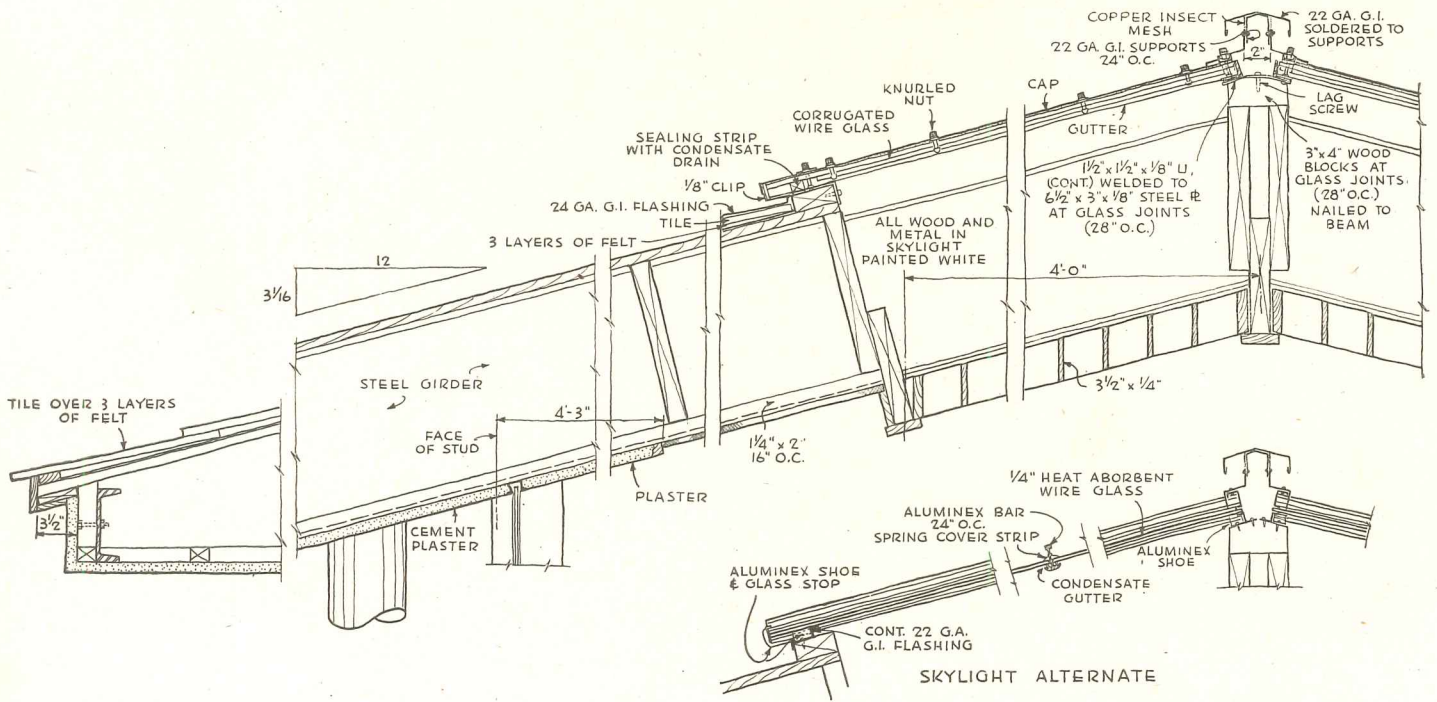
"TRI-LATERAL" LIGHTING, PANEL HEATING

Laurel Creek School, California, Franklin, Kump & Falk, Architects-Engineers

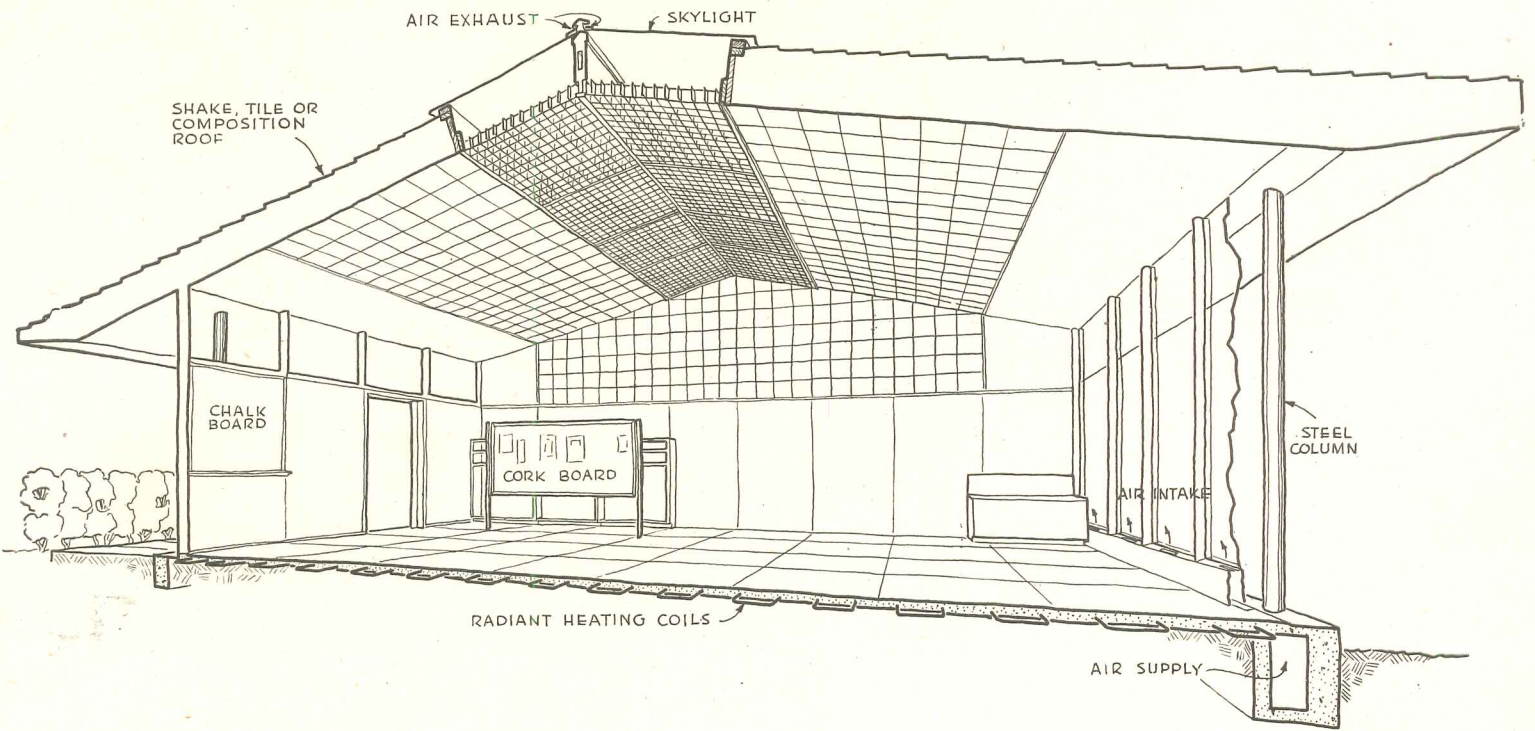


A SCHOOL type so different as to be virtually new is seen in the composite illustration above. Faced with the problem of getting additional light for the new deep 32-ft. square classroom, a number of architects have been pushing back light sources such as clerestories over the middle of the room. Here the solution is astonishingly direct and obvious. To obtain more light overhead (the best kind of light) you bring it straight down from the sky through a skylight. Structure is simple and the building shape classically quiet, child-scaled, satisfactory. It presupposes, of course, square classrooms, a single-loaded corridor, a one-story structure.

The composite view (not 100 per cent precise) shows the roof under construction, superimposed upon a vertical section. Below are seen previous steps in an evolution now nicely rounded: (1) tall windows in a relatively high narrow room give satisfactory unilateral performance; (2) bilateral light is added from clerestory above southern corridor; room can widen; (3) problems of flashing eliminated and glare of southerly sun through clerestory minimized by a single slab roof. Finally, we



Details and progress photograph show integration of light controls and heating system. Top, roof construction showing alternate skylight schemes and diffusing grid under the skylight; beneath this, elevation of the light-diffusing grid. Construction photograph shows ventilation ducts in position at the base of the full-height windows as indicated in the section at the bottom of the page



get trilateral lighting, as seen in the large diagram and perspective.

Sketch and details on these two pages show how the system is carried out and integrated with panel heating. The plywood egg-crate baffle acts as diffuser and dispels glare. An interesting detail is the substitution in this school of round steel columns for the H-shapes of

earlier Kump postwar schools. These stand outside the curtain wall, not in it.

The grand effect is to provide a uniformly bright, temperate, fresh interior environment requiring not a stroke of effort by the teacher. The innovations were considered important enough not to wait for completion. The finished school will be presented in a later RECORD.

ZONED PANEL HEATING, FULLY AUTOMATIC VENTILATION

TEACHERS in this school have complete freedom from fussing with heating and ventilating controls because of the balanced automatic design of the system. Laurel Creek School is the sixth large radiant heating installation designed by these architects. (Among them are Campbell School, Sunnybrae School at San Mateo, and White Oaks School at San Carlos — ARCHITECTURAL RECORD, March 1946, pp. 100-107.) It is the first, however, in which windows are fixed, with provision for fully automatic ventilation as well as heating. The basic heating system is one of radiant floor panels — supplemented and balanced by forced warm air which serves (a) to overcome initial lag, (b) to balance window heat loss and overcome condensation, and (c) to perform the ventilating function without drafts. This dual system falls in with a major trend in school heating.


As shown in the photographs on the following page, floor panel heating is provided by copper coils in the 4-in. concrete floor slab, for circulation of low-temperature hot water. All copper coils are tested under 300 psi before concrete is poured.

Heating will be zoned for individual classrooms. Tem-



peratures are controlled in each room by a pneumatic room thermostat operating a pneumatic by-pass valve. A manifold is built into the side wall. Recommended practice is to operate hot-water circulating pumps continuously, though at a minimum rate at night, because once circulation is stopped and pipes and floor are allowed to cool completely it may take from 10 to 12 hours to regain desired floor temperature. Any early-morning deficiency can be overcome, however, by higher temperature in the forced air.

Air is introduced into the classroom by a system of ducts spaced at regular intervals along the window walls. Exhaust is provided by a vent in the central skylight. Incoming air, filtered and warmed to a temperature of from 65 to 70° F., is supplied at a rate of 30 cu. ft. per minute per person (California Building Code does not cover rate of fresh air supply, so recommendation of A.S.H.V.E. was taken as standard). It is estimated that this will mean about eight complete changes of air per hour in a classroom measuring 32 by 32 ft. This type of ventilation would also permit room cooling in hot weather by minor modifications.

Progress photographs of Laurel Creek School radiant heating installation (an experienced two-man crew took only three days to form copper tube coils for eight 32-ft. square classrooms and wire tube to steel matting). Top view shows separate zoning for four rooms. Below, (1) copper tubes ready for coiling; (2) radiant heating coils attached to the baseboard before concrete slab is poured; (3) pouring concrete floor slabs — workman at left is raising the steel netting so that radiant heating coils are centered in the slab; (4) using a troweling machine to surface the finished concrete floor. Note ease of access because of steel-frame supports, widely spaced. This also puts structure quickly under roof, the frame being entirely independent of the curtain wall and self-braced



Philip Planert Photos



PERFORMANCE CODE FOR NEW HEATING

New York State recommendations contain many novel elements

PROBABLY the most discussed event in the past year in the realm of school heating and ventilating was the appearance of the 1946 code of recommended practice for New York State.* Prepared by a committee under the guidance of Dr. C. E. A. Winslow and Dr. P. E. Nelbach of Yale, the booklet makes several very significant departures:

1. The approach is made from a thorough analysis of basic physiological principles, not from hand-book rules.
2. A big reduction in the fresh air requirement in classrooms puts the intake capacity at 15 cubic feet per minute per child, not the customary 30 CFM of the ASHVE Guide. Moreover a special warning is issued and precautions are taken *against over-design*.
3. Standards set are entirely performance standards. Any type of heating and ventilating system which meets these standards can be approved.
4. *Mechanical systems are not mandatory.*
5. There is considerable discussion of "open-window" methods of ventilation.
6. The combined effect of these stipulations is to give greatly increased initiative and incentive for invention to the architect.

Two excellent brief chapters on "Physiological Objectives" and on "Specific Recommendations," together form a concise textbook on the general subject for the architect.

Physiological objectives

The consultants remark that "over the past years we have fallen into the habit of thinking too quickly in terms of mechanical equipment and structural details. All attempts to approach from . . . an inventory of the equipment and devices available . . . are inevitably shackled by past mistakes . . . Future mechanical invention is not stimulated, for no new goals are set to be reached."

As a result of the biological research, the stipulated rate of air intake is put at 10 to 15 cubic feet per minute per pupil in ordinary classrooms, rather than the 30 CFM established by custom and the ASHVE Guide. The higher rate is based, according to the consultant, on mistaken conclusions reached in 1863! (Other States, such as Michigan and Connecticut make the same stipulations as New York, but without explanation.)

* *Heating and Ventilating Recommendations for New York State Schools.* The University of the State of New York Press, Albany, New York, 1946.

Over costly installations of the past have led the department to warn architects, "The Commissioner's approval will not be given on plans and specifications which provide an over-design unless there is first filed . . . a formal resolution of the board of education stating that in the board's judgment such over-design is needed and requesting the Commissioner's approval of the over-design."

Methods of Attainment

Although the New York Division sets forth deliberately to stimulate *any* fruitful procedure capable of meeting the stipulated standards, certain general types of heating and ventilating disposition are described and discussed.

Systems described in detail include: (a) direct heating with window air supply and duct exhaust with central fans; (c) direct heating with forced unit ventilator air supply and corridor gravity exhaust; (d) forced warm air with central or zone fans; (e) panel heating with window air supply and duct exhaust by gravity or central fans.

Architectural design: smaller cubage, new envelopes

An integrated approach results at once in changes of building shape, orientation, detail, and equipment. Thus a concomitant of the new regulations is that architects are permitted to lower ceilings to 11 ft. 6 in. in standard classrooms of 22 by 30 ft. It is favorably mentioned that "recent trends in design indicate a tendency to divorce the ventilating function from the "window" by means of separate devices such as louvers. To the degree that natural gravity is depended upon to effect air movement, this influences architectural dispositions, encouraging new detailing by the architect.

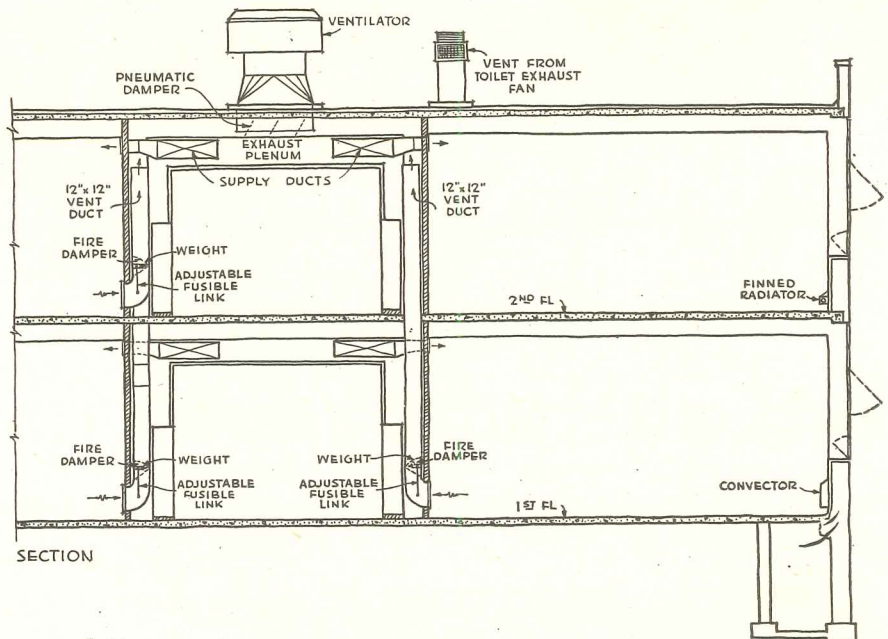
Caution

Manufacturers of prefabricated heating equipment have been quick, on the other hand, to assert that any individually designed heating and ventilating system which seeks really controlled conditions within specified limits of tolerance must in the end take care of every function now served by mechanical systems. They have challenged the state to prove that this can be achieved except by another system equally mechanical. It could also be said that controls should not depend on teachers. The ultimate effect of the New York move may be to encourage new mechanical invention, based not on existing patents but on the competition of ideas.

A BALANCED HEATING SYSTEM

Eberle M. Smith Associates
Architects-Engineers

In this school design, uniform heating of classrooms is provided by two kinds of steam radiation, and forced warm air



MODIFICATIONS of the conventional school heating system are seen in this design for a large high school near Detroit. For balanced thermal comfort, two kinds of heating are used: (1) a system of steam radiation, and (2) a central fan ventilation system supplying warm air.

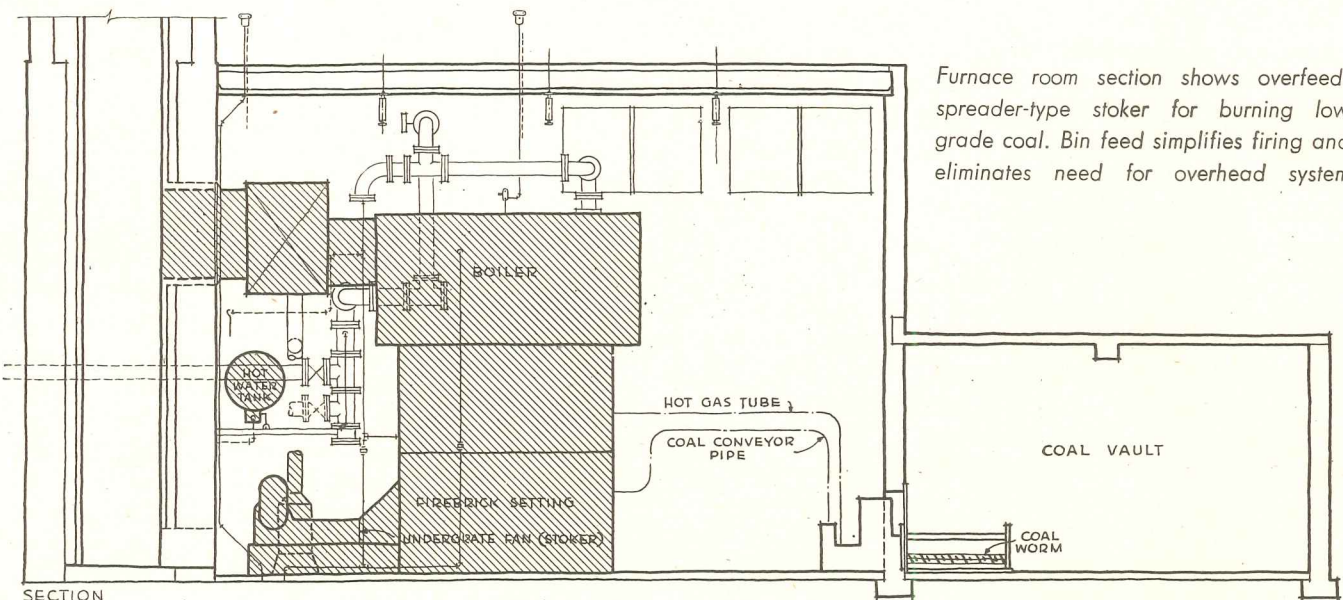
As described by Arthur T. Bersey, Mechanical Engineer, the steam radiation is of two types. Second-floor classrooms have finned-tube radiation consisting of steel or copper pipe with fins, similar to heating equipment in railroad cars. Pipe lengths are welded together to form a radiator assembly that runs the approximate length of the room, then mounted on brackets and covered with a metal shield open at top and bottom to permit air circulation. The flow of steam is controlled by a pneumatic valve and a room thermostat.

In first-floor classrooms, a standard convector is placed beneath each window. Future additions are

planned for the school which will necessitate some changes in classroom layout and the moving of partitions on the first floor. With convector-type radiators, this can be done without altering the heating system except for a slight change in the hookup of the radiator control system.

For ventilation and supplementary heating in the classrooms, forced warm air is introduced from trunk lines above the corridor ceiling. Each classroom, consisting of two bays, has an air intake and an exhaust for each bay, to allow for future changes of partitions and room rearrangement without affecting the air supply.

Furnace room equipment is shown in the sketch below. An overfeed spreader type of stoker permits use of low-grade coal. The bin-feed feature cuts down firing time and labor and also saves the construction cost of the overhead system (overhead bin or charging floor) which is usually required in large schools.



Furnace room section shows overfeed-spreader-type stoker for burning low grade coal. Bin feed simplifies firing and eliminates need for overhead system


ARCHITECTURAL ENGINEERING

TECHNICAL NEWS AND RESEARCH

FULL SIZE MOCK-UP FOR LIBRARY PLANNING

R. B. O'Connor and W. H. Kilham, Jr., Architects

Orren Jack Turner Photos





Above: Mock-up of four modular bays of Princeton library erected in the University riding hall. Note pulley arrangement for controlling front bay ceilings. In photo (1) below, scale may be observed over door, calibrated for various experimental ceiling heights

Below (1, see plan): Door can be removed easily and partition substituted, or stacks substituted for partitions, or everything cleared out for flexible bay combinations

Below (2): A through E are stack lighting fixtures under consideration, with E (incandescent) held most economical but with glare objections. Type D (shielded fluorescent): best light, but expensive, delicate. B (prismatic incandescent), currently favored for efficiency and economy. F through J are various floor coverings under consideration

HAVING arrived at an overall scheme for the Princeton Library, pointed and trimmed to the general satisfaction of donors, university staff and student users, the architects-engineers carried the planning of details into three dimensionality with a full scale "mock-up" of four representative modular bays.


Approximate horizontal dimensions of bays in the new library will be 18 by 24 ft., determined on a basis of 3-ft. book stack multiples for utmost interchangeability in bay functions (see ARCHITECTURAL RECORD, Nov. '46, p. 115). Ceiling heights in the rear bays of the mock-up were tentatively fixed at 8 ft. 4 $\frac{3}{4}$ in. In the two front bays, however, provision was made for adjusting ceiling heights between the absolute minimum of 7 ft. 5 $\frac{1}{2}$ in. and a maximum of 9 ft. 6 in. It is interesting that a majority of "lay" conferees at the mock-up, studying the effect of variations within this range, called for a fixing at 8 ft. 4 in. as the





Above (3): Bay set up as model departmental conference or seminar room. Wall shelves will contain books used continuously in departmental operations. Experimental flooring here is half random wood plank, half parquet squares. General type and effect of lighting equipment in this bay were favored by library planning committee (see text)

Below (5): Experimental carrels. A has been equipped in full detail (see page across). B through E are shells largely for lighting experimentation. B has fluorescent tube beneath book shelf; no general lighting. C has prismatic incandescent overhead fixture. D has drop-cord fixture (to be variously manipulated by student). E has fluorescent fixtures at back and to left above student. Adjustable fixture in A (page across) invented by Vinton Duffield of the Library staff, and overhead fixture in combination are currently favored



height appearing to them most suitable, meeting very closely the recommendations of the technical experts with respect to lighting, duct work and architectural proportions weighted by considerations of cubic costs.


Similar popular and scientific reaction was solicited and accepted as criterional regarding other features in the mock-up. For example, one of the two front bays is equipped exclusively with fluorescent lighting fixtures of various types and makes; the other, with incandescent. Recently members of the Cooperative Committee on Library Building Plans were exposed to effects of both systems in partitioned segregation, and to the technical indoctrination of experts for one, or the other. Partitions between the bays (interchangeable with doors, book shelves or stacks) were then removed and a lay pronouncement, that members of the conference seated directly under the lighting of one system had a "healthier" appearance, was accepted as a primary determinant.

The removal of partitions quickly and

without special tools also demonstrated to the conference the flexibility in combining bays for various purposes that this type of interior space subdivision makes possible.

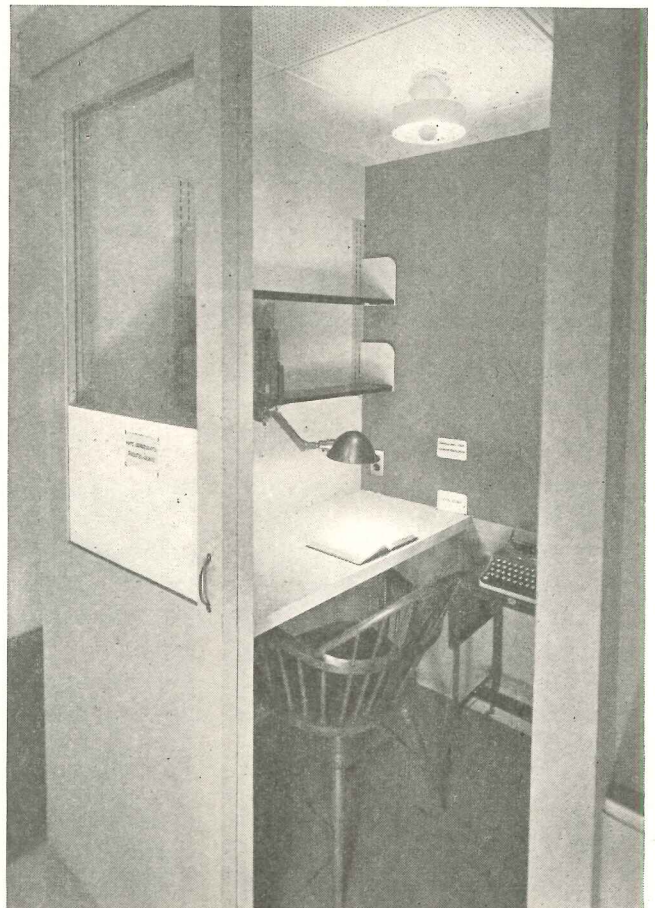
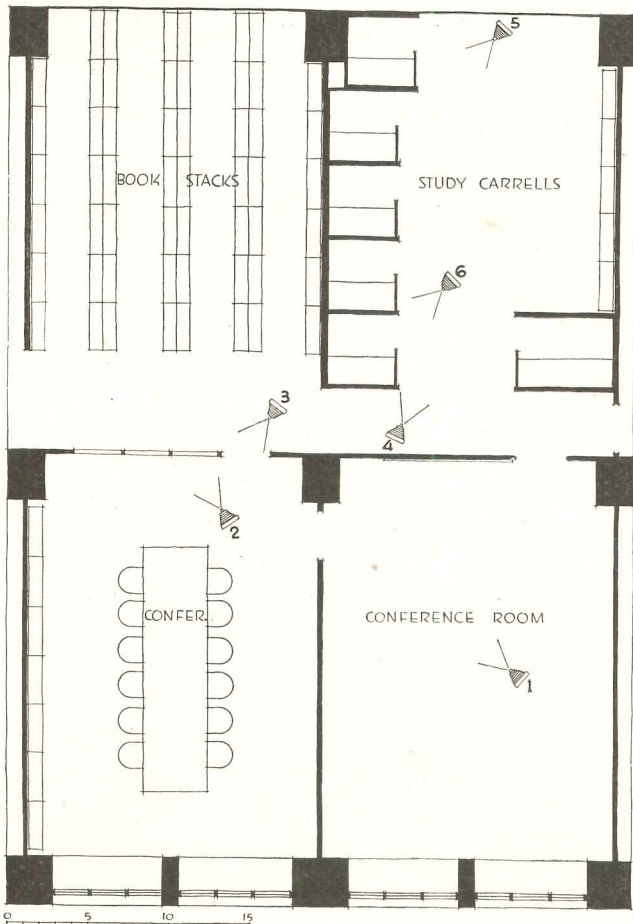
Other forms of equipment and materials were similarly installed in a variety of makes and types for technical experimentation and popular choice. Lay conferees were beforehand familiarized with the latitude and limitations set by the general structural system: concrete slab floors and supporting columns, with the interior of the latter carrying lighting conduit, piping, and serving as vertical ducts for ventilation.

All stacks in the new library will be free standing. At present, there are four standard makes under consideration, varying in such details as bar or flat shelving, methods of attachment to uprights, etc. All have in common, however, the 3-ft. basis of convertibility so that bays may be variously combined or otherwise modified from stack areas to conference or seminar rooms, staff working space, or carrel groups.




Above (4): This bay not only contains experimental carrels but also demonstrates "browsing" alcoves within stack areas where students may sit down for extended spot examination of research material. A number of double carrels (example at right) will be provided for use of students collaboratively engaged, and for faculty members

Below (6): White portion of sliding door is frosted glass. Walls are faced from ceiling to counter height with cork tack board. Ceiling is acoustic tile. Horizontal duct work will pass between columns above tops of carrels with outlets into each



QUONSET HUTS ARE BACK FROM THE WAR





Known to G.I.'s from Attu to Reykjavik, these familiar steel tunnel structures are now appearing on the civilian scene. The manufacturer (Great Lakes Steel Corporation) has compiled a list of 257 peacetime uses, from architect's drafting room to turkey broodhouse.



Greatest demand is for the 20 ft. and 24 ft. wide Quonsets. Other basic widths are the 40-ft. and multiples of the 20-ft. arch in multi-arch construction. Lengths, of course, vary.

These structures impose certain conversion problems, but as an interesting architectural form and as an emergency construction method, using a minimum of materials vitally needed for housing, the Quonset is worth watching.

Quonset sections are combined with masonry in this permanent two-classroom school



(Above) Left: Auditorium of small movie theater at Aurora, Colo., is a 40-ft. wide Quonset. Right: Cut-away front and wood shingles disguise the Quonset origin of this store building at Sayre, Pa. (Below) Left: 20-ft. Quonset can be converted into a cattle barn. Center: Multi-arch construction provides roomy industrial shop. Right: Supermarket in Greenville, Mich., is adapted from a Quonset "40"



FACTORY-PRODUCED HOUSES IN THE NEWS

The still unsolved problem of providing housing for veterans continues to focus attention upon factory prebuilt and mass-produced houses. At the time of Housing Expediter Wilson W. Wyatt's resignation in December, the future of the veterans housing program became less clear, but President Truman did state with regard to factory-built houses that "government loans and market-guaranty contracts will be continued."

Greatest strides in factory-built housing have been through the use of new types of wall panels and simplified construction methods. Among recent developments are the following:


Lustron Homes: With a goal of 30,000 prefabricated houses for veterans by the end of 1947, Lustron Corporation of Chicago has worked out a factory prebuilt house utilizing porcelain-on-steel panels as exterior walls and interior partitions. Originally developed as a decorative exterior "skin" on store fronts, gas stations, and theaters, the panels were next considered for use as actual walls in commercial buildings. When housing became an acute problem, however, efforts were turned toward the production of the enameled steel house, which excited considerable interest on the part of Wyatt and the NHA.

The Lustron house is approximately 32 ft. by 36 ft. Framework is made up of specially designed steel members, fabricated into sections, 8 ft. by 8 ft. Structural roof members are of the truss type. Porcelain enameled steel panels form the exterior walls of the house, with interlocking edges sealed by a resilient plastic gasket. Insulating material forms a part of the wall. No

bearing partitions are required. Ceiling panels and partitions are finished with non-gloss porcelain enamel. All window frames, sash, and screens are aluminum.

Heating will be by the ceiling-type warm-air radiant method. Hot air is forced into the ceiling chamber and cir-

culated by a system of baffles. A small portion of the heated air is directed into the space between inside and outside panels of the exterior walls, and recirculated. This is to warm the exterior walls and eliminate condensation on structural members and outside panels.




General Panel's "B-16" House: General Panel Corporation of California has announced 1947 plans to construct 10,000 of its "B-16" houses in the wartime Lockheed aircraft factory, following receipt of a government letter of intent for a \$22,000,000 housing program in that area. The house will be a 4-room structure, 30 ft. by 26 ft. 8 in., based on a construction system designed by Konrad Wachsmann and Walter Gropius, chairman of the School of Architecture at Harvard. (AR, April, 1943, p. 50).

Basic unit of the system is an insulated panel, 3 ft. 4 in. by 10 ft., formed of a strong frame with plywood face on one or both sides and with rockwool

insulation between. Panels are joined by patented locking devices which are factory installed and provide 8 rigid locking points on each panel. Plumbing and electrical wiring, as well as fixtures, can also be factory inserted.

While the "minimum" house will have painted plywood for interior wall finish, it is expected that grain veneers ultimately will be available at a corresponding increase in cost.

Completely constructed and ready to move into, the house is expected to sell to veterans for about \$4,500, equipped with plumbing, bathroom and kitchen fixtures, water heater and floor furnace. A garage costs an additional \$750.




Vultee House: Consolidated Vultee Aircraft Corporation may enter the housing field with an aluminum and plastic house, designed for temperate climates. Walls will be of sandwich-type construction. The company does not expect "any reluctance on the part of communities to modernize local building codes to conform to new building techniques."

Outside appearance of the house un-

der study can be modified by arrangement of patio walls supplied with the house. Cost to the buyer would be about \$7,000 to \$8,000, including lot, for a 2-bedroom house, equipped with refrigerator, range, water heater, and complete bathroom, kitchen, and space-heating equipment. Model below shows house under study, with several of the possible patio arrangements. Variation in color also will help avoid the stereotyped effect.







Harman Homes: Patented steel framing and sheathing are featured in the house developed by William H. Harman Corporation of Philadelphia, which has received from the government a guaranteed market contract for 10,000 houses.

Framing is specially treated to hold a painted surface and interconnects to form a monocoque shell for the house. Non-rigid type insulation is placed between.

Contract calls for eight different plans,



of which two have been released. The first of these contains a living room with adjoining dining area, three bedrooms, bath, and optional utility room and garage. The second has a separate dining room, and only two bedrooms.



HomeOla Houses: The first guaranteed market contract awarded by Reconstruction Finance Corporation is held by The HomeOla Corporation of Chicago. A preliminary report of tests by National Bureau of Standards gives evidence that parts tested exceed requirements of the U. S. Commercial Standard for Prefabricated Houses.




First houses of this type were produced in 1932, and over 10,000 are now being lived in throughout the country. F.O.B. factory cost of all factory furnished parts are quoted as \$3,021 for a 1½-story house and \$3,648 for a 1-story. These costs include everything necessary to complete the house and its services with exception of kitchen stove

and refrigerator. Costs of the completed house vary, but are said to be in the range of \$6,000.

Wall panels are insulated double-faced resin-glued plywood building panels of stressed skin design, built to resist wind loads of 25 lb. per sq. ft. and tested to 161 lb. per sq. ft. They are surfaced on both sides with waterproof Douglas fir plywood.

Floor framing is of fabricated structural steel, forming a chassis, 24 ft. by 32 ft. Roof framing consists of fabricated structural steel roof trusses of high-tensile steel T-sections. The roof is of aluminum ribbed roof sheet with patented cap, strip, lock joint, and H-clamps, permitting erection from the inside.

Basement is optional. Foundations may consist of poured concrete rim, block concrete rim, concrete block or masonry piers, steel or wood posts.



PRODUCTS for Better Building

ELECTRIC FURNACE

A new electric home furnace resembles more closely kitchen equipment than the conventional central heating plant. Heart of the furnace consists of six patented elements used in heaters manufactured for submarines during the war, and Moduflow heating-coil control, developed by Minneapolis-Honeywell Regulator Co. The furnace, which is most suitable for Tennessee Valley states

Compact electric furnace for home heating in localities where utility rates are low

and the Pacific Northwest where utility rates are low enough to make this kind of heating practical, is being made in two sizes, one for houses with up to 11,000 cu. ft. of space and the other for houses with up to 24,000 cu. ft. Installed in a 10-room house of brick in Chattanooga, Tenn., well-built but not completely insulated, consumption for the 1945-46 heating season was said to be about 26,700 kilowatt hours at a cost of approximately \$203, which complete insulation of the house would have reduced. Electromode Corp., Rochester, N. Y.

(Continued on page 114)

TWO PICTURES

THAT SHOW THE AMAZING VERSATILITY OF

CEMESTO

REG. U. S. PAT. OFF.

The Multiple-Function Insulating Wall Unit

Cemesto, the Complete Wall Unit is AVAILABLE NOW for You to Use in Almost Any Building Job

THE remarkable versatility of Cemesto has been firmly established in scores of projects. This amazing adaptability of Cemesto to sound, speedy construction has stirred the interest of architects everywhere. As a result, new uses are being found for Cemesto in almost every kind of present-day building job—large and small. For industrial construction, in homes, business structures, farm buildings as well as in such special applications as conditioning rooms and drying rooms.

Cemesto is an unusual product. Its core of Celotex cane fibre insulation is sheathed two sides with an eighth-inch layer of asbestos cement bonded to the core with waterproof, vapor-resistant bituminous asphalt adhesive. It is fire-resistant, moisture-resistant. Its rigidity eliminates need for intermediate support. Both faces are smooth and hard, warm gray in color, provide agreeable interior and exterior finish without need for painting.


Cemesto comes in 4'-wide panels, 4', 6', 8', 10', or 12' long, and in thicknesses of 1 $\frac{1}{8}$ ", 1 $\frac{3}{16}$ " and 2". Can be used either vertically or horizontally.

Cemesto can be cut to required sizes in advance, resulting in speed and economy in building walls and roof decks. There is no sacrifice in construction quality. It is truly a multiple-function material of many uses.

SOME OF THE VARIED USES OF CEMESTO

Airplane Plants and Hangars	Panel Boards for Mounting Controls
Bakery (proof ovens)	Partitions
Conveyor Enclosures	Prefabricated Houses
Dairy Barns and Dairies	Radiator Recesses
Dough Conditioning Rooms	Residences
Drying Rooms	Roof Decks
Factory Buildings	Service Stations
Incubation Houses	Smelter Buildings
Industrial Dryers	Spray Booths
Kilns	Tobacco Storage Rooms
Mine Buildings	Tourist Cabins

IMPORTANT! Without obligation, we will be glad to provide any technical assistance you may need regarding the use of Cemesto Wall Units. A complete set of architectural details is available on request.



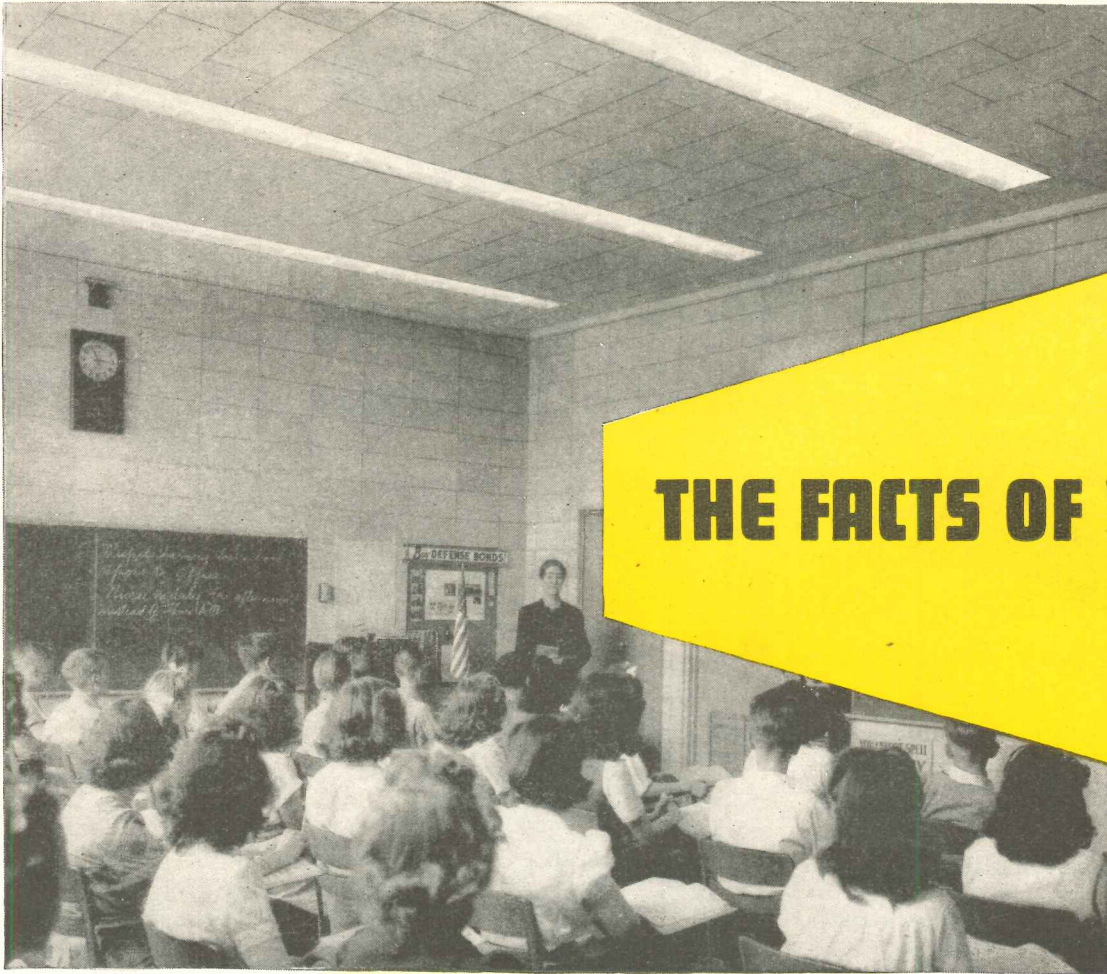
Modern home in Berkeley, California, built with Cemesto, the multiple-function wall unit that's adaptable to almost every building job.
Architect: Richard J. Neutra, A.I.A., Los Angeles



Cemesto walls on one of the sections of the large Naval Hospital at Corona, Calif.

CELOTEX
REG. U. S. PAT. OFF.
BUILDING PRODUCTS

THE CELOTEX CORPORATION, CHICAGO 3, ILLINOIS




THE FACTS OF LIGHT

Alton, Illinois, High School—a model of engineered lighting achieved with Day-Brite recessed troffers.


THE efficiency and quality of your lighting are determined by the fixture—the fluorescent tube itself produces only light.

Every classroom can now have overall, glareless, abundant light that speeds up learning and prolongs normal vision.

There is a Day-Brite optically engineered fluorescent fixture to meet every school lighting need. Write for our illustrated Classroom Lighting Bulletin No. 50-C.



VIZ-AID



LITEWAY

Day-Brite Lighting, Inc., 5465 Bulwer Avenue, St. Louis 7, Mo.
Nationally distributed through leading electrical supply houses.
In Canada: address inquiries to Amalgamated Electric Corporation, Ltd., Toronto 6, Ontario.



1051

IT'S EASY TO SEE WHEN IT'S

DAY-BRITE
Lighting

SCHOOL LUNCHROOMS AND KITCHENS

SCHOOL Lunch Division of the Department of Agriculture has undertaken a study of lunchroom and kitchen requirements for the nation's schools.* The accompanying plans are presented as suggested layouts and kitchen requirements for lunchrooms with varying meal loads. Plans are based on a typical schoolroom "module" of 22 ft. by 37 ft. 6 in.

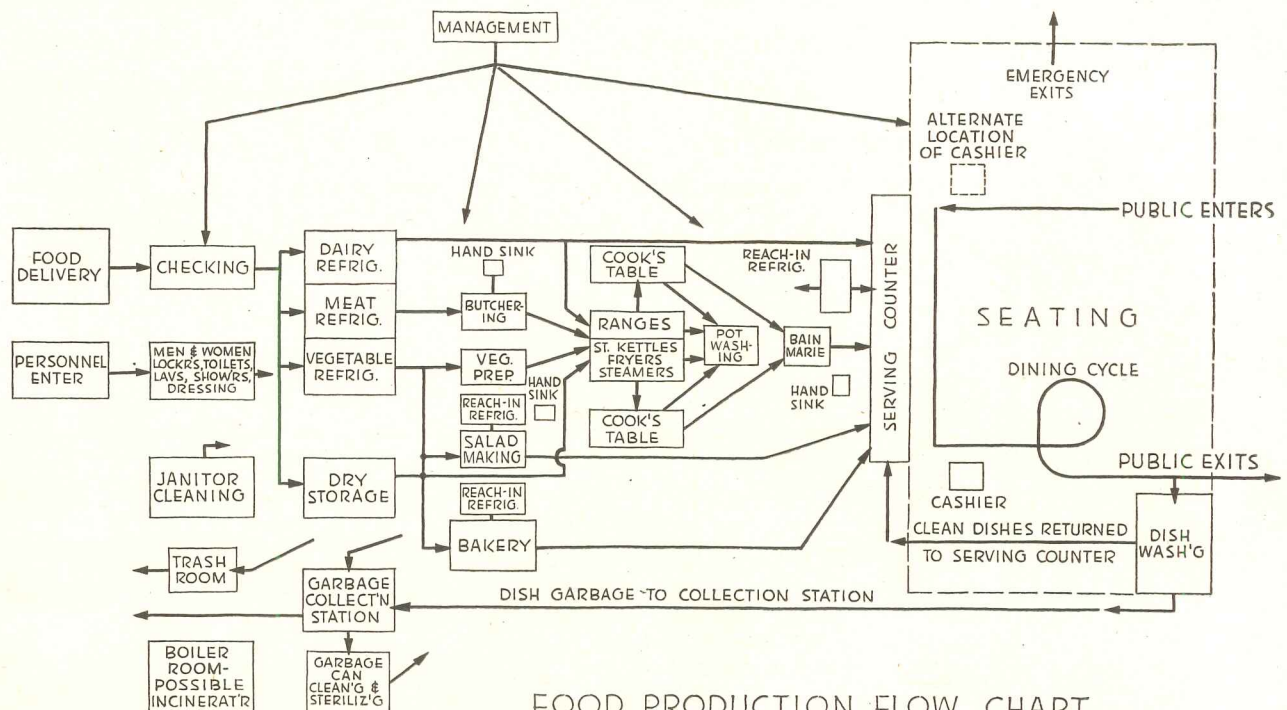
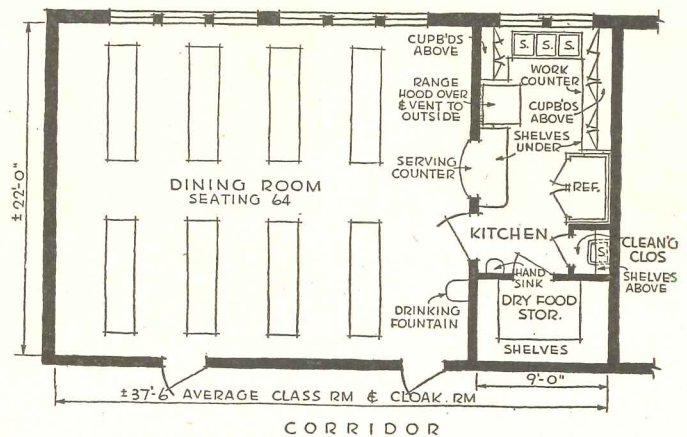
In planning dining room space, 10 to 15 sq. ft. should be allowed per person seated. High schools take the maximum amount. Number of children to be seated depends upon total meal load expected,

divided by number of shifts or lunch periods. Tables should be placed so that there is an 18-in. aisle or wider between occupied chairs. Main aisle should be at least 3 ft. wide.

Size of kitchen depends upon total meal load (which is unaffected by number of shifts) and the type of lunch to be served. Its planning, therefore, is the combined work of architect, cafeteria director, and equipment manufacturer.


* Chart and plans are the work of Margaret M. Morris, School Lunch Division, and Erwin G. Adelberger and Ivon H. Blackman, Jr., Architects, Industrial Feeding Division, Department of Agriculture.

4 to 6 Classroom School
— Meal Load 100 to 150



FOOD PRODUCTION FLOW CHART

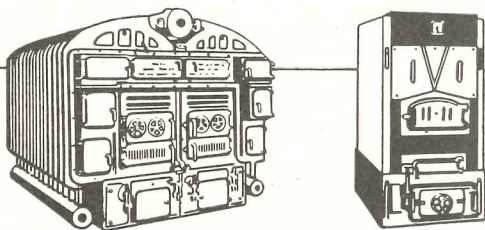
(Continued on page 109)



"Here's the dope for that new boiler job"

When you need clear, concise, complete specifications and engineering data for that new boiler plant, turn to the H. B. Smith catalogue in Vol. 5 of your 1946 "Sweet's." There you'll find the information necessary to help you select the *right* boiler, whether your client is planning a factory, home, school or office building.

And if yours is a special problem, personal consultation with an H. B. Smith sales representative may be the solution. Just turn to the catalogue's back page and you'll find the address of the H. B. Smith branch office nearest you — a technical representative will be glad to call and talk things over.



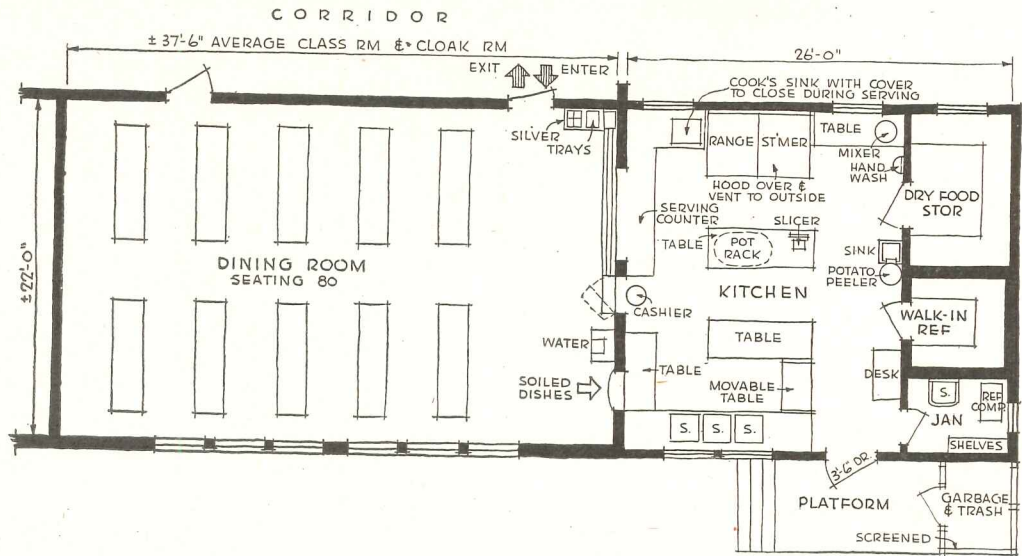
Visit our Exhibit at the 7th International Heating and Ventilating Exposition, Lakeside Hall, Cleveland, Ohio, Jan. 27-31, 1947.

H.B. *Smith*

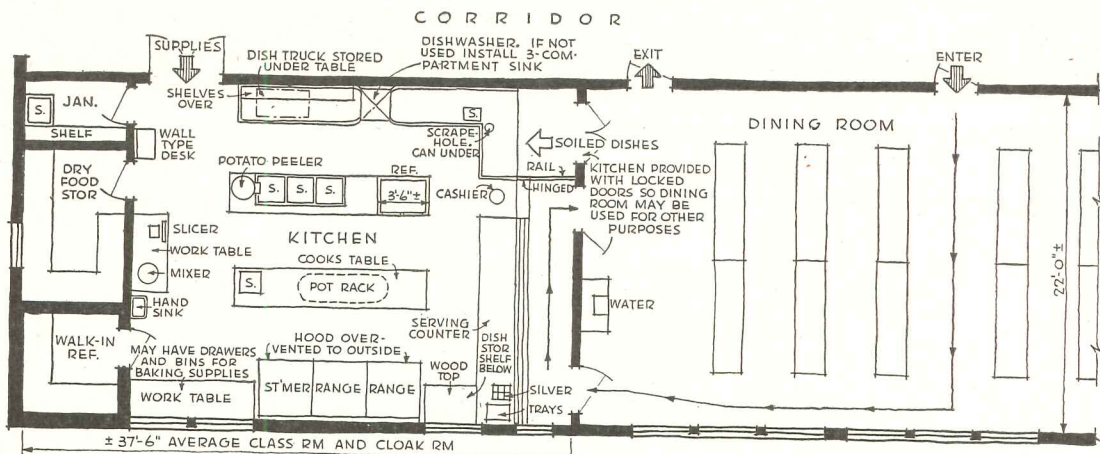
CAST-IRON BOILERS

THE H. B. SMITH CO., INC., WESTFIELD, MASS. Offices and Representatives in Principal Cities

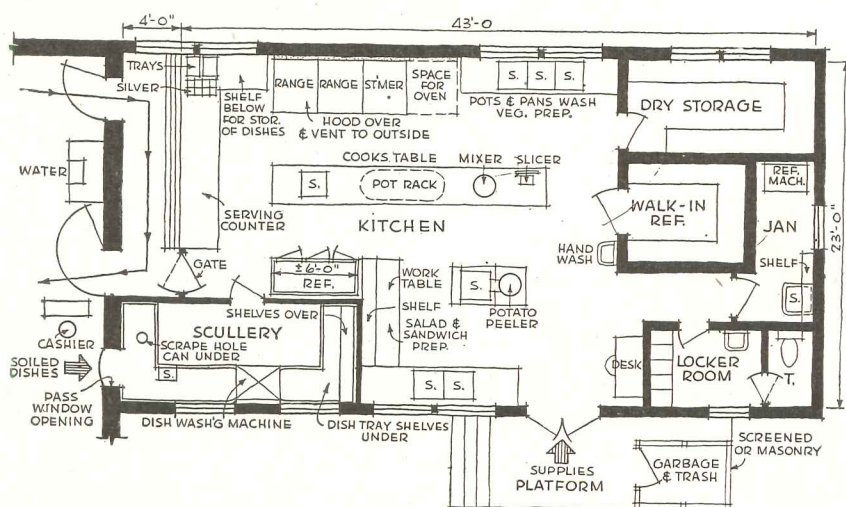
SCHOOL LUNCHROOMS AND KITCHENS



6 to 10 Classroom School — Meal Load 150 to 250




10 to 14 Classroom School — Meal Load 250 to 350



14 to 20 Classroom School — Meal Load 350 to 500

MACOMBER DESIGNED WIDER APPLICATION INTO AN ESTABLISHED PRODUCT



● Shown opposite is the Macomber V Joist in a typical residence floor system. The V Joist has the familiar open web, bar construction in universal use since its introduction in 1923. More space is provided for conduit, sheet metal ducts and conduit in this improved steel joist.



AN IMPROVED TOP CHORD SECTION NOW ADDS NAILABILITY FOR UNIVERSAL APPLICATION

This improved bar joist has a nailing groove the full length of the top chord. The result is a solid, secure fastening for floor or roofing materials. The illustration opposite shows the universal applications now made possible through the V Joist.

Sizes are determined from standard Steel Joist Institute Loading Tables. One joist now serves all purposes.

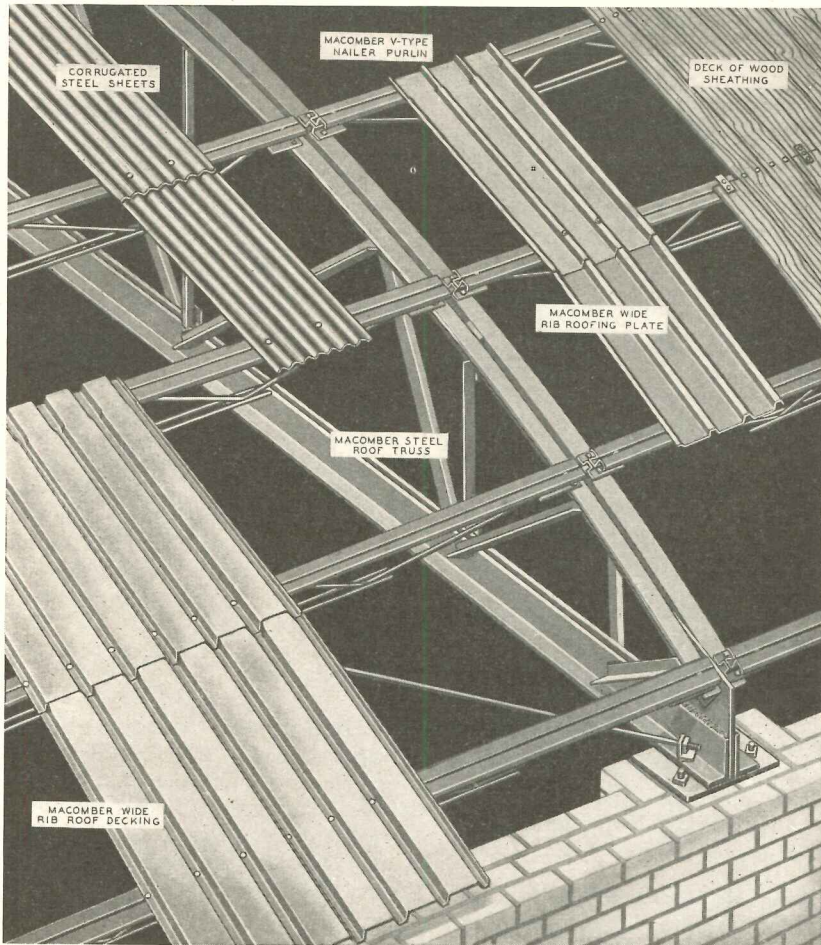


MACOMBER STEEL BUILDING PRODUCTS

STEEL JOISTS STEEL PURLINS STEEL ROOF DECK
LONG SPANS ROOF TRUSSES STEEL SIDING

SPEED FIRE-SAFE CONSTRUCTION

IMPROVED DESIGN ALSO PAYS DIVIDENDS IN ROOF CONSTRUCTION




A Carefully Coordinated Service On The Entire Steel Structure

Shown opposite are various kinds of decking nailed to Macomber V Purlins. These all steel roof purlins give the designer free rein in the selection of deck materials. Steel deck can be nailed, welded or clipped. Wood sheathing or any type of preformed slabs can now be nailed direct to the broad surface of this improved steel purlin.

Using Macomber All Welded, Bowstring Roof Trusses or Longspans, V Purlins and Ribbed Steel Decking results in a roof system that is designed, fabricated and shipped from one source.

Shown below is the Macomber V Type Joist. When wider bearing plates and sag rod plates are added, this unit becomes the standard purlin.

See our catalog in Sweet's or send for Catalogs on V Joists and Purlins; Roof Trusses and Longspans; Ribbed Steel Roof Decking.



MACOMBER

INCORPORATED, CANTON, OHIO



MANUFACTURERS' LITERATURE

ALUMINUM ALLOYS

Heat Treating Aluminum Alloys. Process manual including a non-technical discussion of the metallurgy and heat treatment of aluminum alloys, recommended thermal treatments for the various aluminum alloys (in tubular form), and a more technical discussion intended for the metallurgist and operating personnel. Tables of mechanical properties also included. 144 pp., illus. Reynolds Metals Co., Dept. 47, 2500 S. 3rd St., Louisville 1, Ky.* \$1.00.

AWNINGS

The Air-Conditioned Awning. Descriptive booklet on Lifetime Koolvent Ventilated Aluminum Awnings. Color illustrations of actual installations. Details of the Koolvent ventilating design, said to prevent formation of heat pockets and reduce summer temperatures under the awning. 4 pp., illus. Kool-Vent Metal Awning Corp. of America, Keystone Bldg., Pittsburgh, Penn.

CONCRETE SHRINKAGE

The Action of Embeco in Concrete and Mortars (2nd ed.). Discussion of shrinkage of concrete and mortar, its influence on durability and serviceability, the principal factors affecting it, and its control and elimination. Explanation of the principle of specially prepared metallic aggregate in controlling shrinkage. Includes charts, graphs, technical data tables. 34 pp., illus. The Master Builders Co., 7016 Euclid Ave., Cleveland 3, Ohio.*

FIRE PREVENTION

Crocker "A.B.C." of Safety (Catalog No. 46). Fire hose and extinguisher cabinets and racks, portable extinguishers, chemical engines, hose and hose couplings, nozzles, valves, etc. 34 pp., illus. Crocker Fire Prevention Corp., 32 W. 31st St., New York 1, N. Y.

GAME ROOM PLANS

Ideas for Playroom Planning. Plans for basement recreation rooms — trophy and music rooms, children's playrooms, etc. Includes for the general public a planning kit consisting of a large cross-ruled layout sheet on which to draw basement outlines, and a full set of scale cutouts covering a large variety of basement and playroom appointments. Plans are based on use of automatic heating; booklet includes description of several oil-fired automatic

heating units. 24 pp., illus. The Heil Co., 3000 W. Montana St., Milwaukee 1, Wis. 10 cents.

GREASE TRAP

A New Principle in Grease Interception: HydraFilter by Wade. Complete description of a grease interceptor, its construction and operating principle, design features. 6 pp., illus. Wade Mfg. Co., Elgin, Ill.*

HARDWARE

Donovan Awning and Casement Type Window Hardware for Use with Wood Sash. File folder containing complete descriptive literature and 3-in. scale details. Recommended sash sizes and various types of high window operators also provided. Universal Window Co., 950 Parker St., Berkeley 2, Calif.

INSULATED PIPE

Durant Insulated Pipe. Catalog giving complete information on Durant Presealed Insulated Pipe, for use in underground and exposed locations. Suggestions for handling and installing. Specifications, instructions for making field joints, applications. Table of weights. 42 pp., illus. Durant Insulated Pipe Co., Dept. AR, 1015 Runnymede St., P. O. Box 88, Palo Alto, Calif.

Sistemas de Conductos Tubulares Para Líneas Subterráneas y Aerías de Vapor Petróleo y Agua Caliente. Catalog of Ric-Wil insulated pipe conduit systems, prepared in Spanish for Central and South American users. Gives full specifications, description, suggested applications. 12 pp., illus. The Ric-Wil Co., Cleveland 14, Ohio.*

INSULATION

Sprayo-Flake Sound Control, Thermal Insulation, Condensation Control. Characteristics of a process which fabricates and applies insulation in one operation. Advantages claimed. Application details. Tables of thermal and sound insulation values. Typical applications. 4 pp., illus. Sprayo-Flake Co., 2729 Irving Park Rd., Chicago 18, Ill.*

LIGHTING

Fluorescent Showcase Lighting. Bulletin describing a new streamlined fixture for showcase, wallcase and shadow box lighting designed for use in either modern or conventional type installations. Gives table of reflector trough sizes, wiring plans, full description of units. 4 pp., illus. Lustra Corp. of America, 40 W. 25th St., New York 10.

G-E Lamp Bulletin (Bulletin LD-1).

A condensed text on the design and operation of incandescent, mercury and fluorescent light sources. The more than 40 topics covered include lamp economics, temperatures, voltages, auxiliary equipment, germicidal, infrared, sun-lamps and glow lamps. Numerous tables, diagrams and charts. 76 pp., illus. Lamp Dept., General Electric Co., Nela Park, Cleveland, Ohio.* 40 cents.

The Magazine of Light: Architects Edition (1946, No. 5). Articles on store lighting include "Light and Sales," by C. J. Allen; "Lighting Planned for Profit," by W. M. Potter; "Planned Lighting," by M. M. Allon. Lamp Dept., General Electric Co., Nela Park, Cleveland, Ohio.*

Viz-Aid Commercial Fixtures and Topnotch Commercial Fixtures (Bulletins 10-B-1 and 10-B-2). Revised listings of the Viz-Aid 40- and 100-watt units and the Topnotch 40-watt open-type fixtures. Description of the new "A-J" adjustable stem hanger for continuous installations. Complete specifications, price tables, installation details, tables for figuring footcandle intensities. 12 and 8 pp., illus. Day-Brite Lighting, Inc., 5411 Bulwer Ave., St. Louis 7, Mo.*

Westinghouse Mercury Vapor Lamps. Page of technical data and recommended applications for Westinghouse H lamps. In tabular form. Gives complete data on each lamp in the line. Lamp Division, Westinghouse Electric Corp., Bloomfield, N. J.

MEMORIALS

Bronze Memorial Tablets. Brochure illustrating bronze memorial tablets, honor roll plaques, and commercial signs and desk plates in standard patterns. 6 pp., illus. Pan American Bronze Co., 628-642 Sycamore St., Cincinnati 2, Ohio.

METALS

Perforated Metals, Screens, Fabricated Metals. Catalog, giving full specifications, ordering information, general data. Section on perforated metal grilles and ornamental perforated metal for constructional and industrial uses. Items include open steel flooring, stair treads, lip screens. Large section of useful tables: weights of various metals, equivalents of measure, equivalents of millimeters in inches, circumference and area of circles. 126 pp., illus. Hendrick Mfg. Co., Carbondale, Penn.*

Round Frame, Protected Type Motors for Close Coupled Service (Bulletin SL-300-3). Describes protected-type motors designed for close coupling

(Continued on page 124)

* Other product information in Sweet's File, 1946.




YOU CAN'T USE **DYNAMITE** TO CLEAR THE DRAINAGE SYSTEM WHEN *grease* FROM KITCHEN DISHES CHOKES UP THE PIPES

Wherever food is served, grease is an ever-present hazard. For when the grease from dishes, pots and pans is washed down the drains, it builds up layer upon layer on the inside of the drain lines until it eventually clogs up the pipes. When that occurs, you just can't "blow out" the grease. Kitchen service must be interrupted

and repairs must be made which are costly and inconvenient. *The right time* to guard against this hazard is when specifications are being written . . . and the *right way* is to install exclusive Josam Cascade Grease Interceptors. Their cost is so little compared to the permanent trouble-free service they provide!

PLAN FOR
constant
ACTION

INSTALL THE *exclusive* **Josam** CASCADE **GREASE** **INTERCEPTOR**



An exclusive feature of Josam Grease Interceptors is the Cascade Design, based on the principle of the waterfall. Due to the tumbling of the grease-laden water over four levels, the grease is separated from the waste water with speed and completeness, regardless of temperature. The tumbling action is augmented by baffles scientifically placed with relation to each other to cause the proper degree of agitation below grease level, thus retarding the flow of water, forcing the grease to separate and rise to the top level where

it can be easily removed. No cold water connections are necessary. Solids and sediment are evacuated, preventing decomposition of solids which cause odors in ordinary types of grease interceptors. Each Josam interceptor is equipped with the Josam exclusive "flow-control" which governs flow and insures over 90% grease retention efficiency. To be sure, specify Josam Cascade Grease Interceptors. A type and size for every installation. Accept no substitutes!

Write for free copy of Manual "A"—a digest of the latest important information on Grease Interception.



JOSAM MANUFACTURING COMPANY

Executive Offices, 325 Empire Bldg., Cleveland 14, O. • Manufacturing Division, Michigan City, Ind.

Representatives in all Principal Cities

JOSAM-PACIFIC CO., 765 Folsom Street, San Francisco, California—West Coast Distributors
EMPIRE BRASS COMPANY, LTD., London, Ontario, Canada—Canadian Distributors

SEND COUPON FOR FREE COPY OF LATEST LITERATURE

Josam Manufacturing Co., 302 Empire Bldg., Cleveland 14, O.

- Send free copy of Manual "A"
- Send free copy of Josameter—The sliderule guide to sizing of grease interceptors.

NAME

FIRM

ADDRESS

CITY and STATE



(Continued from page 104)

MIDGET FURNACE

Following the design principles of airplane heaters, *South Wind Midget Furnace* will soon be available as a unit of unique compactness for furnishing automatic gas heat. Key feature is the sealed flame system which makes it possible to burn the gas fuel in a confined space, permitting the use of small sealed metal tubes leading outside the house for venting instead of a chimney. The furnace is of stainless steel and "about

the size of a suitcase," 30 in. by 14 in. by 9½ in. Weight is 70 lb., or 45 lb. without the cabinet. It may be installed beneath the floor, in the floor, in the ceiling, in the attic, or even on the top shelf of a closet. Heat is distributed to rooms through short lengths of ducts, perhaps 1 ft. or 1½ ft. in length. Each unit has a capacity sufficient to heat about 2½ rooms, with individualized thermostatic control. Heater Division, Stewart-Warner Corp., Indianapolis, Ind.

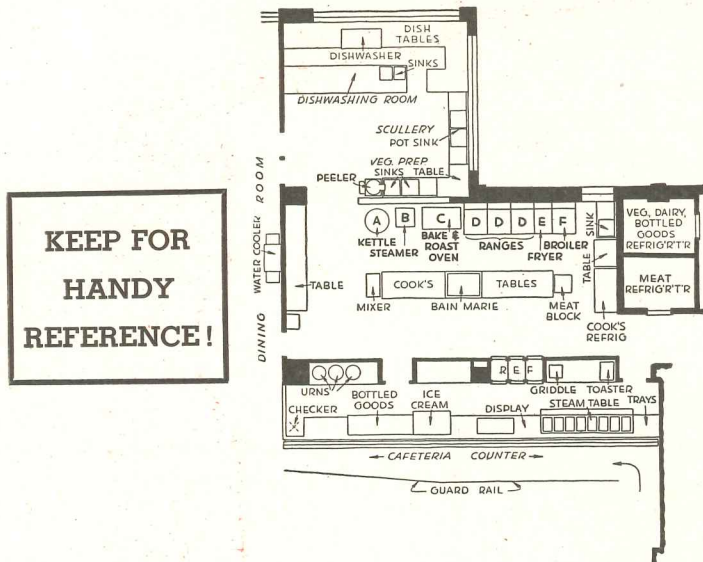


Circuit breaker offers dual protection

KITCHEN PLAN NO. 40:

Fortieth of a series of successful mass-feeding kitchen plans.

This streamlined, smoothly flowing, industrial cafeteria kitchen was the winner of an award in a recent National Food Service Design Contest.



**KEEP FOR
HANDY
REFERENCE!**

COOKING EQUIPMENT USED:

- (a) 1 Stock Kettle
- (b) 1 Vegetable Steamer
- (c) 1 No. 909 GAS FIRED BLODGETT BAKING AND ROASTING OVEN
- (d) 3 Solid Top Gas Fired Ranges
- (e) 1 Gas Fired Deep Fat Fryer
- (f) 1 Gas Fired Ceramic Broiler

Designed by: Olson & Urbain, and the Stearnes Company, Chicago, Illinois

Flexibility of operation is extremely important in modern, high speed food service. The No. 909 Gas-Fired Blodgett Oven used in this installation produces a large variety of pies, cakes, pastry and rolls, and at the same time handles considerable quantities of roast meats, fish and baked vegetables — an oven arrangement that is ideal when space saving and menu variety must be combined.



The G. S. BLODGETT CO., Inc.

50 Lakeside Avenue

Burlington, Vermont

The new, deluxe edition of "Case Histories of Successful Mass-Feeding Installations" is ready. Send for your copy now!

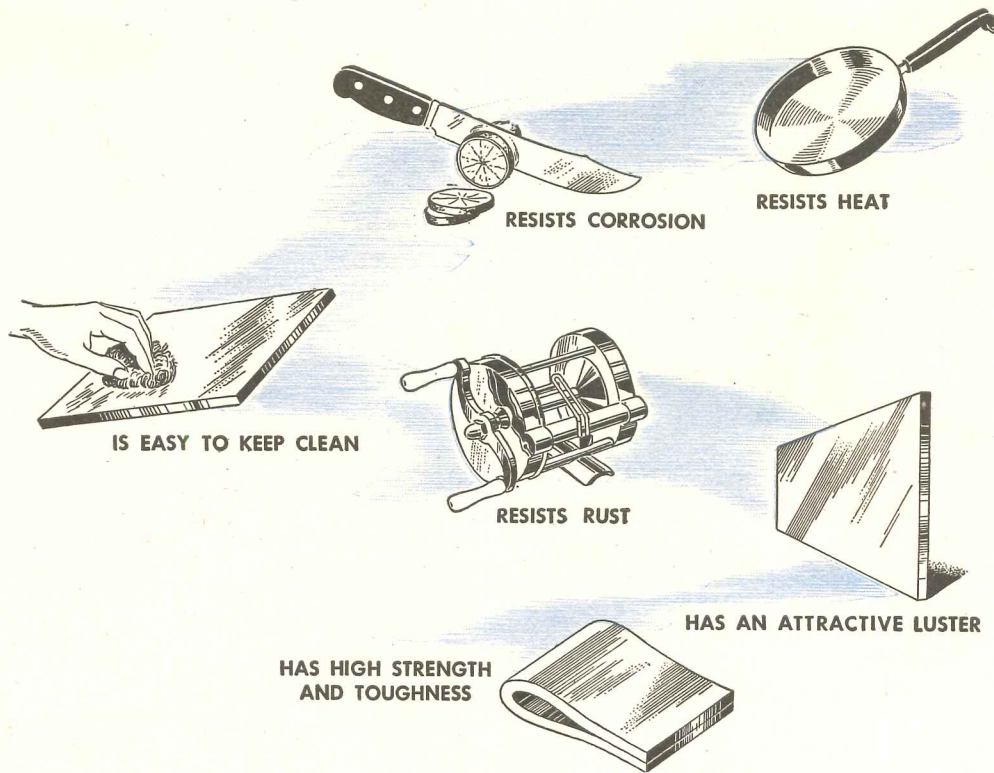
MULTI-BREAKER

For use as a service entrance breaker and distribution load center, the *MO 4 Multi-Breaker* incorporates in a 4-pole unit both thermal and high speed magnetic tripping action. Dual protection is provided as follows: The bimetal element functions only when a sustained overload or heavy short circuit occurs, and does not trip under harmless, momentary overloads. The magnetic trip, which is coilless, clears the circuit instantly under moderate or heavy short circuit conditions. The multi-breaker measures only 5½ in. wide, 7¾ in. high, and 2⅞ in. deep. It will be available in single pole branch circuit capacities of 15, 20 and 30 amperes. By means of a handle tie furnished with each unit, the multi-breaker can be converted to a device with one or two double pole 3 wire circuits. Federal Electric Co., Newark, N. J.

TRANSPARENT MIRRORS

First large-scale production of transparent mirrors has been announced. When viewed from one side the glass functions as a reflective surface, while on the other it acts as a window. Key to its double qualities is the almost incredible thinness of the film of chromium alloy with which it is mirrored. This film is about four ten-millionths of an inch thick and, while constituting an effective reflecting surface, also permits the passage of light. Suggested uses are in doors of apartments and houses, to permit a secret glance at callers, as observation windows in child behavior clinics and psychiatric wards of hospitals, and as security windows in banks and commercial institutions. Libbey-Owens-Ford Glass Co., Toledo, Ohio.

(Continued on page 116)



SUPERIOR PROPERTIES

How stainless steel can improve your product

When you are designing a new product that requires any or all of these properties, stainless steel is the answer. Perhaps your problem is corrosion and heat resistance in turbine blades. Or do you need a metal that will be easy to clean for food-processing equipment or one that will retain its gleaming surface for architectural trim? Are you designing for resistance to extreme corrosion in chemical and textile equipment? Now that stainless steel is again available, it can help you to improve your product in many ways.

If you are interested in the newer uses of stainless and other alloy steels, ask to receive

the monthly publication, *ELECTROMET REVIEW*. Or, if you need advice on their production, properties, or fabrication, write our Technical Service Department. We do not make steel, but we do produce the ferro-alloys which are used in its manufacture, and our engineers have accumulated a fund of information on the use of stainless steel in many industries.

ELECTRO METALLURGICAL COMPANY

Unit of Union Carbide and Carbon Corporation




30 East 42nd Street, New York 17, N. Y.

In Canada: Electro Metallurgical Company of Canada, Limited, Welland, Ontario



BEAUTIFUL ENDURING STRONG TOUGH

(Continued from page 114)



*Again
Available*

236 pages . . . size 8½ x 11 . . .
illustrated and indexed . . .
stiff cloth binding. Price \$15.

— presents the plans of 51 selected hospitals . . . represents creative efforts of 30 architects. Includes 32 photographs . . . 11 site plans . . . 187 floor plans . . . 38 special unit plans of rooms, wards, departments . . . numerous construction details.

"Hospital Planning"

by CHARLES BUTLER, F.A.I.A. and ADDISON ERDMAN, A.I.A.

A Case-Study Analysis of Modern Hospitals

WHEN "Hospital Planning" first went on sale in June 1946, the rush for copies exhausted the initial print order within a matter of weeks.

A second printing, now on the press, soon will make available a fresh supply of copies.

But already our backlog of unfilled orders is commanding a large share of this new supply. And the demand is growing!

Enter your advance order now — by means of the coupon below — and you can assure yourself of this valuable new book on modern hospital planning.

For Hospital Administrators . . . Superintendents . . . Doctors . . . Architects

"Hospital Planning," the first important textbook on the subject in a generation, offers a complete treatise on hospital architecture . . . gives a cross-section of the best in hospitals produced in this country within recent years . . . and provides exhaustive study and examination of new trends.

Messrs. Butler and Erdman, working as a team of specialists, have directed a nationwide, on-premise survey of hospital planning — in theory, in everyday practice and under the stress of unprecedented demands and emergencies. The most significant examples of

hospital planning have been studied, assembled, abstracted and dramatized.

This 236-page volume is for architects and hospital groups alike. It will help architects and engineers to learn of the great advances made in hospital architecture . . . to acquire a working knowledge of hospital procedure . . . to avoid the many pitfalls which beset the hospital planner. It will help hospital administrators to visualize their problems in terms of community needs . . . show them how others are meeting similar problems. Price \$15, postage prepaid.

**Use this
convenient
coupon
to mail your
order today!**

BOOK DEPARTMENT ARCHITECTURAL RECORD
119 West 40th Street, New York 18, New York

Enter my advance order for copies of the new, 1946 edition of "Hospital Planning" by Charles Butler and Addison Erdman, at the price of \$15. I enclose payment of \$
For New York City Delivery add 30 cents for Sales Tax — \$15.30 in all.

Name
Address
City Zone State

PACKAGED MEALS

Recently announced is a stainless steel airtight container for delivery of individual servings of prepared meals, which will keep them hot or chilled for as long as three hours after packing. *Meal-pack Container*, model 11, is casserole-size, 10½ in. in diameter, and sectionalized so that it can contain cutlery and baked goods as well as different types of prepared food. Smooth surfaces throughout are designed for easy cleaning and sterilizing. This individual container is the basic element of an entire line of kitchen packing, mobile handling, and serving equipment. Mealpack Corp. of America, 152 West 42nd St., New York 18, N. Y.

HUMIDIFIER

The saying, "Furnace heat is dry heat," need no longer be true, according to the manufacturer of *Humidair*, a humidifier which reportedly has an evaporating capacity that will maintain 35 to 40 per cent relative humidity with either high- or low-temperature warm-air furnaces. The device is connected to city water system for its water supply, which is replenished and shut off automatically. It is said to have four times as much evaporating surface as ordinary dome-type humidifiers, and can be used in hardwood districts. Skilbeck Mfg. Co., Kenosha, Wis.


INSULATING SLABS

Manufactured in 1-in., 2-in., and 3-in. slabs, 4 ft. by 4 ft., with or without paper backing, *Cemex* is offered as a structural fireproof insulating material. It is reported to be made of scientifically treated long tough wood fibers, coated with Portland cement, compressed to desired thickness, and air dried and cured for maximum strength. The manufacturer recommends it for the following uses: as combined stucco base and sheathing, fireproof wall partitions, interior plaster base, industrial roof deck, and insulation for walls, floors, and steel roof framing. *Cemex* can be sawed like lumber when cutting and fitting is required. Structural Insulation Corp., 333 N. Michigan Ave., Chicago 1, Ill.

CORRUGATED PLASTIC

The transparency and light-diffusing qualities of *Plexiglas* plastic are now available in corrugated sheet that has greater strength in thinner sections. It is suggested for use as lighting shields, freestanding screens, inner partitions in homes and offices, and a lighting aid in window and display fixtures. Rohm & Haas Co., Philadelphia, Penn.

RCA *Unit-Built* SCHOOL SOUND SYSTEM



**Complete sound facilities . . . correct styling . . .
standardized dimensions . . . functional design**

RCA's unit-built sound equipment simplifies the application of sound facilities to the varying requirements of individual schools. Standardized frames and panels are matched to make up distinctly styled basic units. Combinations of the various units by functions provide efficient sound control and complete facilities for all types of schools.

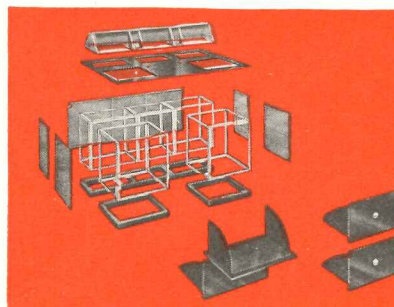
A typical Master Sound Control Console, assembled from RCA basic units, is shown above. In this case five units are used . . . providing any desired combination of program sources to as many as 128 loud-speaker zones. It provides "custom-

built" performance within the price range of production equipment.

This RCA development follows long specialization in institutional sound equipment. Make use of RCA's experience when planning for sound

systems in schools and other institutional buildings.

For complete specifications on the various unit-built sound combinations, write: Dept. 10-A, Sound Equipment Section, RCA, Camden, N. J.



Unit-Built

for full flexibility

Standardized frames and panels allow an extremely wide range of combinations, to cover all existing and future sound requirements.



SOUND SYSTEMS
RADIO CORPORATION of AMERICA
ENGINEERING PRODUCTS DEPARTMENT, CAMDEN, N. J.

In Canada: RCA VICTOR Company Limited, Montreal

THE RECORD REPORTS *(Continued from page 20)*

gress and Exposition, Oakland Municipal Auditorium, Oakland, Calif.

March 25-28: 17th annual Safety Convention and Exposition, Hotel Pennsylvania, New York City.

May 5-11: 2nd National Plastics Exposition and Annual Convention, The Society of the Plastics Industry, Coliseum, Chicago.

June 12-22: 2nd annual Construction Industries Exposition and Home Show, Pan-Pacific Auditorium, Los Angeles.

FELLOWSHIP OFFERED

Announcement has been made by the School of Architecture of Princeton University of the Lowell M. Palmer Fellowship in Architecture for 1947.

The purpose of this Fellowship is "to enable a student of unusual promise to undertake the advanced study of architecture at Princeton, and to take advantage of the opportunities offered by the close affiliation of the School of Architecture, the Bureau of Urban Research,

the Department of Art and Archaeology, and the other graduate departments of Princeton University."

The Palmer Fellow is exempt from tuition fees, and will receive a stipend of \$700 during his year of residence at Princeton.

Particular consideration in awarding the fellowship will be given to (1) achievement in architectural design; (2) scholastic record; (3) personal character; (4) professional experience. All applicants must hold a Bachelor's degree, must be citizens of the United States, less than 27 years of age on October 1, 1947, and in good physical condition. Applications must be received not later than March 1, 1947. Application blanks may be obtained from the Secretary, School of Architecture, Princeton University, Princeton, N. J.

OFFICE NOTES

Offices Opened, Reopened

David Searcy Barrow, Architect, has opened offices at 605 Central Ave., Wilmette, Ill.

E. J. Capello, Architect, has announced the opening of his office at 164-01 Northern Blvd., Flushing, N. Y.

Serge Chermayeff, A.I.A., A.S.P.A., F.R.I.B.A., has opened his new office at 307 E. 37th St., New York, N. Y.

Norris M. Gaddis, Architect, has opened an office at 544 Colusa Ave., El Cerrito, Calif.

Bernard J. Hein, Architect, has opened offices at 316 Hyde Bldg., Albert Lea, Minn.

Karl Buckingham Hoke, Architect, has reopened his offices at 1514 Madison Ave., Toledo 2, Ohio.

Percy M. Ivory, Architect, plan examiner in the Building Department of the Town of Irvington N. J., for the past 10 years, has returned to private architectural practice with offices at 1073 Springfield Ave., Irvington, N. J.

Laurence P. Johnston, A.I.A., has opened offices at 1515 Sherman Ave., Evanston, Ill., and will specialize in hospital planning.

Robert McKean, formerly an associate in the office of Gilbert Rohde, has opened industrial design and product development offices at 165 E. 72nd St., New York 21, N. Y.

Bert J. Morris, Residential and Commercial Designer and Draftsman, has opened an office at 2826 W. Central Ave., Newport Beach, Calif.

The office of Gerald Anthony Paul, R.A., has established quarters for the general practice of architecture, engineering and industrial design, at 333 Fourth Ave., New York 10, N. Y. Mr. Paul formerly was with Morris Lapidus.

F. M. Olston, Architect, has reopened his office at 306 Springer Bldg., Tulsa 3, Okla.

Carl Schmuelling, A.I.A., until re-
(Continued on page 120)



Use the time-proved, dependable Barber-Colman RADIO CONTROL for garage doors . . .

We designed, built, and installed Radio Control for garage doors in 1926 — nearly 20 years ago! Between then and 1936 we redesigned the units several times, simplifying the equipment and improving its dependability of operation. For the last 9 years (except for the war period) we have been offering a successful system which has proved its reliability in hundreds of satisfactory installations. With indications of a growing demand for this outstanding convenience in post-war homes, we urge you to investigate the distinctive features of the BARBER-COLMAN Radio Control. Your Barber-Colman representative has complete information or, if you prefer, we will be glad to send you our descriptive literature. Be ready to specify BARBER-COLMAN time-proved, dependable RADIO CONTROL for garage doors!




FACTORY-TRAINED SALES and SERVICE REPRESENTATIVES IN PRINCIPAL CITIES

BARBER-COLMAN COMPANY

102 MILL ST. • ROCKFORD, ILL.

SEE THIS 10-MINUTE DEMONSTRATION



CALL YOUR NEAREST M/P DISTRIBUTOR

- ALABAMA
Birmingham..... Acousti Engineering Co.
- ARKANSAS
Little Rock..... Acoustics & Specialties
- CALIFORNIA
Los Angeles..... The Harold E. Shugart Co.
San Francisco..... F. K. Pinney, Inc.
- COLORADO
Denver..... Lauren Burt, Inc.
- CONNECTICUT
Hartford..... The C. A. Bader Co.
- DISTRICT OF COLUMBIA
Washington..... John H. Hampshire, Inc.
- FLORIDA
Jacksonville Acousti Engineering Co. of Fla.
- GEORGIA
Atlanta..... Acousti Engineering Co.
- ILLINOIS
Decatur..... Hugh J. Baker & Co.
- INDIANA
Evansville }
Ft. Wayne } Hugh J. Baker & Co.
Indianapolis }
Wabash }
- KENTUCKY
Louisville..... E. C. Decker & Co.
- LOUISIANA
New Orleans..... Acoustics & Specialties
- MARYLAND
Baltimore..... John H. Hampshire, Inc.
- MASSACHUSETTS
Boston..... Pitcher & Co., Inc.
- MICHIGAN
Detroit..... R. E. Leggette Co.
Grand Rapids..... Leggette-Michaels Co.
- MINNESOTA
Minneapolis..... Insulation Sales Co.
- MISSOURI
Kansas City }
St. Louis } Henges Company, Inc.
- NEW JERSEY
Elizabeth..... Jacobson & Co., Inc.
- NEW MEXICO
Albuquerque..... The Jay Gear Corp.
- NEW YORK
Albany }
Buffalo } Collum Acoustical Co.
Jamestown }
Rochester }
Syracuse }
New York City..... Jacobson & Co., Inc.
- NORTH CAROLINA
Charlotte..... Acousti Engineering Co.
- OHIO
Cincinnati..... E. C. Decker & Co.
Cleveland..... The Mid-West Acoustical &
Supply Co.
- OREGON
Portland..... Asbestos Supply Co. of Oregon
- PENNSYLVANIA
Philadelphia..... The W. M. Moyer Co.
Pittsburgh..... Harry C. Leezer Co.
- TENNESSEE
Knoxville }
Nashville } Len Herndon Co., Inc.
Memphis } Acoustics & Specialties
- TEXAS
Dallas }
Houston } S. W. Nichols Co.
El Paso..... Jay Gear Corp.
- UTAH
Salt Lake City..... Lauren Burt, Inc.
- VIRGINIA
Richmond..... John H. Hampshire, Inc.
- WASHINGTON
Seattle }
Spokane } Asbestos Supply Co.
Tacoma }
- WEST VIRGINIA
Huntington..... E. C. Decker & Co.
- WISCONSIN
Milwaukee..... Edward T. VerHalen, Inc.

Here's a Newer, Better Way to Partition or Panel BUILDINGS OLD or NEW

By use of a few standardized parts and fittings, M/P Metlwals meet every wall paneling and partitioning requirement . . . eliminate the need for plaster in new construction . . . and permit fast, clean, simple installation in dividing space. They combine rich beauty, quiet and fire resistance with low initial cost and permanent economy.

Pre-Fabricated . . . Pre-Decorated

Made in lifelike wood grains and soft color finishes . . . providing an all-flush surface from floor to ceiling . . . eliminating the need for filler boards of other materials at ends or above the cornice level . . . M/P Metlwals of Bonderized steel make possible an endless variety of new, modern decorative effects. And you can use these distinctive interiors for executive, factory and general offices, stores, banks, theatres, hotels, hospitals, schools, residences and other buildings of every kind.

Write or Phone For Demonstration

The nearest M/P Distributor listed at the right is ready to give you a 10-minute demonstration of the unique features of M/P Metlwals. Write or phone him today. Also, for your A. I. A. file, send for booklet No. 35-H-6, containing Metlwal specifications, drawings and installation photographs. Address: Martin-Parry Corporation, Fisher Bldg., Detroit 2, Michigan. Plants: Toledo, Ohio; York, Pennsylvania.



METLWALS

ALL-FLUSH PANELING
MOVABLE PARTITIONS

66 Years of Service

ENGINEERING AND ERECTING SERVICE AND
WAREHOUSE STOCKS FROM COAST-TO-COAST

THE RECORD REPORTS (Continued from page 118)

cently associated with Wm. W. Carlton & Associates, Engineers and Architects, has announced his return to his own architectural practice after almost four years in the Seabees on Guadalcanal and Aleutian duty. Address, 6224 Kennedy Ave., Cincinnati, Ohio.


Seth Talcott and Charles H. Talcott have announced the resumption of their partnership under the firm name of Talcott & Talcott for the general practice of architecture with offices at 6

W. Putnam Ave., Greenwich, Conn.

John M. Walton and Associates, Architects, have opened an Arlington, Va., office in the Radio Bldg., 2030 Sixteenth St. N., Arlington, Va.

Eugene Weisberg, Architect, has established an office at 219 Central St., Lowell, Mass.

Maxwell E. Wright has announced the opening of an office for the practice of architecture and allied design at 805 Kales Bldg., 76 W. Adams St., Detroit 26, Mich.



More than 50 CHICAGO SCHOOLS now use fabrics that **CANNOT BURN**

NEW YORK, ST. LOUIS, NEW ORLEANS SCHOOLS

enthusiastically endorse Fibreglas fabrics. Building, fire and safety officials recommend them.

From a state building official:

"Every place of public assembly, such as schools, auditoriums and the like, should be provided with Fibreglas curtains."

From the Board of Education, New York:

"... suitable for auditorium proscenium arch curtains, cyclorama curtains, back drops and window curtains and drapes. These fabrics do not burn or propagate flame and possess the additional quality of aiding the acoustics ..."

FIBERGLAS* Listed by Underwriters' Laboratories, Inc., as "Non-Combustible Fabric," approved by the Bureau of Standards and Appeals, City of New York. Installed in all ships of U. S. Navy (Bureau of Ships Spec. 27c7).

ARCHITECTS BUILDING, 101 PARK AVENUE, NEW YORK 17, N. Y. • LEXINGTON 2-0711

Sales representatives or recommended workrooms in: BOSTON, BUFFALO, CHICAGO, CINCINNATI, CLEVELAND, DETROIT, LOS ANGELES, NEW ORLEANS, OAKLAND, PHILADELPHIA, PITTSBURGH, ST. LOUIS, TOLEDO

*T. M. Reg. U. S. Pat. Off. Owens-Corning Fibreglas Corporation

With children's lives at stake, half-way measures are not enough to prevent the horrors of a school fire. That is why Chicago elementary, high school and college auditoriums are rapidly being redecorated with Fibreglas* fabrics. These attractive, non-combustible fabrics are woven entirely of finely spun glass filaments; immune to rot or decay. They eliminate the hazards and costs of temporary flameproofing; if exposed to fire will not emit asphyxiating fumes. Now available in a variety of weaves, solid colors, prints.

The PRESSING SCHOOL installation, shown above, combines a modern leaf design in jade green with salmon-colored diamond weave. This dignified stage and window treatment is easily cleaned; always operates at 100% efficiency.

WRITE FOR SAMPLES AND INFORMATION

THE THORTEL
FIREPROOF FABRICS

New Addresses

The following new addresses have been announced:

Alfred Watts Grant, Architect, Rooms 207-208, Midland Savings Bldg., Denver 2, Colo.

Gypsum Assn., Chicago, 330 S. Wells St., Chicago 6, Ill.

Firm Changes

Jonathan Fairchild Butler and Francis Day Rogers have announced formation of a partnership, to be known as Rogers & Butler, for the practice of architecture with offices at 70 E. 45th St., New York 17, N. Y.

Dominic E. Campanella has been appointed a partner in the firm of Telchin and Campanella, Architects.

Arthur Quentin Davis and Nathaniel C. Curtis, Jr., Registered Architects, have announced formation of the architectural firm of Curtis and Davis, Architects and Associated Engineers, with offices at 720 Union St., New Orleans, La.

Joseph Kichaven, Architect, and Robert J. Mayer, Associate, have opened offices for the practice of architecture under the firm name of Robert J. Mayer and Joseph Kichaven, Architect Associates, at Room 203, El Serrano Bldg., 556 S. Serrano Ave., Los Angeles 5, Calif.

Martin, Frank, Inc., has announced a change of firm name to Frank and Hollinshead, Inc.

C. Hardy Oliver and Alex A. Dickson have formed a partnership for the practice of architecture under the firm name of Oliver & Dickson, Architects, with offices at 1205 Hampton St., Columbia 29, S. C.

Leonard Schultze and Associates, Architects (Leonard Schultze, E. V. Meroni, Lloyd Morgan and Wm. Sunderland), are now practicing their profession at 119 E. 40th St., New York City.

Joshua M. Sprague has joined the technical staff of the Clay Sewer Pipe Assn., as District Engineer in New York and the Atlantic Seaboard. Address, 26 Court St., Brooklyn, N. Y.

A. Carl Stelling has announced the association of John Robinson Tregenza in the practice of landscape architecture and site planning. Address, 77 Park Ave., New York 16, N. Y.

L. MOHOLY-NAGY

Laszlo Moholy-Nagy, founder and president of the Institute of Design, Chicago, died on November 24 at the age of 51.


Moholy-Nagy, or Moholy as he was frequently called, was widely known throughout Europe and this country as writer, lecturer and artist. As a member of the staff of the Bauhaus from 1923-

(Continued on page 122)


Sanymetal*
Trade Mark Reg. U. S. Pat. Off.

The Ascendancy of Good Taste Coupled with Convenience in Toilet Room Environments Makes the Bare Functional Type of Toilet Room Obsolete.

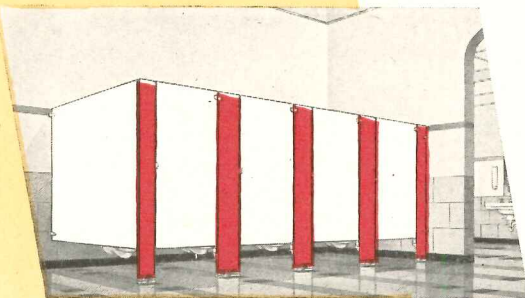
Sanymetal "PORCENA" ACADEMY Type Toilet Compartments are suitable for conservative but modern toilet room environments




Sanymetal "PORCENA" CENTURY Type Ceiling Hung Toilet Compartments offer the utmost in sanitation and provide modern, distinctive toilet room environments for schools, institutions, terminals and other public buildings.



Sanymetal "PORCENA" NORMANDIE Type Toilet Compartments endow a toilet room environment with dignity and good taste.



Sanymetal "PORCENA" ACADEMY Type Shower Stalls and Dressing Room Compartments provide the utmost in sanitation for tourist camps, gymnasiums, clubs, Y. M. C. A.'s, etc.



● Simplicity, cleanliness and good taste will not be denied expression in building interiors of the future. Toilet compartments usually dominate a toilet room, influencing the toilet room environment.

Sanymetal "PORCENA" Toilet Compartments are fabricated of ageless and fadeless material, porcelain on steel, which is a glass-hard, stainless material that always looks new, does not absorb odors, is moisture- and rust-proof, and resists the corroding of ordinary acids. The glistening "PORCENA" finish, which can be wiped clean as easily as a porcelain table top, requires no painting or refinishing.


Sanymetal "PORCENA" Toilet Compartments combine the results of over 33 years of specialized skill and experience in making over 80,000 toilet room installations. Ask the Sanymetal Representative in your vicinity (see "Partitions" in your phone book for local representative) for further information about planning suitable toilet room environments. Refer to Sanymetal Catalog No. 19-B5 in Sweet's Architectural File for 1946.

THE SANYMETAL PRODUCTS CO., INC.
1689 URBANA ROAD • CLEVELAND 12, OHIO

Sanymetal*
* Trade Mark Reg. U. S. Pat. Off.

"PORCENA"
(Porcelain on Steel)

**TOILET COMPARTMENTS, SHOWER
STALLS AND DRESSING ROOMS**




What's behind
**THE DOOR TO A
 MONTGOMERY
 ELEVATOR?**

For the passenger . . . a swift, convenient method of transportation. For those responsible for that transportation . . . equipment that can be depended on to carry passengers or freight year in and year out. Montgomery Elevators meet the requirements of both equally well.



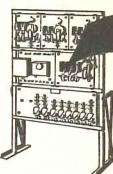
THE CAB

Structural steel sling. Cabs available in a wide variety of attractive styles and finishes.



THE MACHINE

Construction features taper fits, positive oil seals, Timken bearings, sturdy dependable brake, sizes to meet all requirements.



THE CONTROLLER

Rugged dependable design. Special features include copper to copper contacts for longer service life.

THE COMPANY

Montgomery has been building and installing passenger and freight elevators for more than 50 years. Call in a Montgomery man for help on elevator problems.



**MONTGOMERY
 ELEVATOR COMPANY**

Home Office: Moline, Illinois

Branch Offices and Agents in Principal Cities

THE RECORD REPORTS

(Continued from page 120)

1928, he had charge of the basic course and the metallurgical workshop, later turning his hand to the editing, with Walter Gropius, of the 14 Bauhaus books and the quarterly "Bauhaus." He came to this country in 1937, following two years in London, as director of the New Bauhaus in Chicago.

The author of a number of books on art and architecture, including *The New Vision*, Moholy-Nagy had had exhibitions of his painting and sculpture in all the important cities of Europe and in New York, Boston, Chicago, San Francisco, Philadelphia and other cities here. He had lectured at a number of important colleges and universities, including Oxford, Cambridge, Harvard, Yale, Princeton and Chicago.

GEORGE S. CHAPPELL

George Sheppard Chappell, architect, author and lecturer, and associate editor of *The Litchfield (Conn.) Enquirer*, died at his home on November 25 following a long illness. He was 69.

Mr. Chappell, a native of New London, Conn., and a graduate of Yale University, studied at the Ecole des Beaux Arts, Paris and was a member of the A.I.A. and the Society of Beaux Arts Architects.

Writing both under his own name and under the penname of Dr. Walter Traprock, Mr. Chappell was the author of several highly popular humorous volumes including *The Cruise of the Kawa*, *My Northern Exposure*, and *Through the Alimentary Canal With Gun and Camera*.

TIMOTHY PFLUEGER

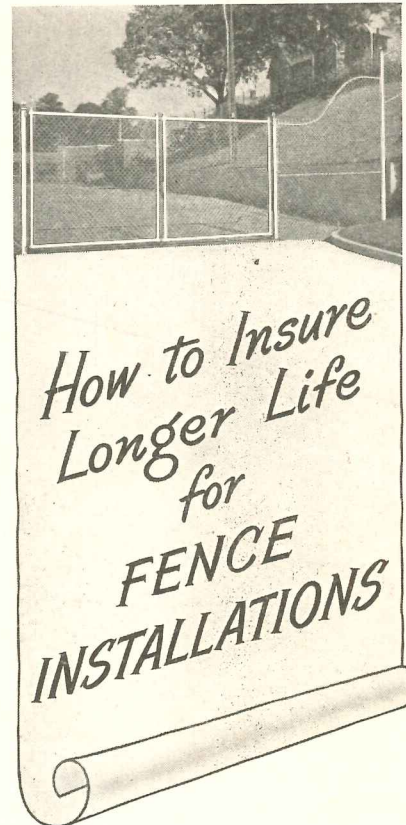
The death of Timothy L. Pflueger, A.I.A., on November 20 brought to an end a career just reaching its height.

Born in San Francisco, Mr. Pflueger received his architectural training in an atelier and office in that city. Among the many notable buildings of his design was the Court of Pacifica at the Golden Gate International Exhibition.

S. B. MARSTON

Sylvanus B. Marston, F.A.I.A., died on November 16 at his home in Pasadena, Calif. He was 63.

A native of San Francisco, Mr. Marston spent the greater part of his life in Pasadena. For many years associated with Edgar W. Maybury in the architectural firm of Marston & Maybury, he was the designer of many prominent buildings in the Pasadena area. He was chairman of the Pasadena City Planning Commission and served two terms as president of the Southern California Chapter of the A.I.A.



Specifying Anchor Chain Link Fence is the answer! It can't be beaten for rugged construction and exclusive design that means extra years of maximum protection. And there are four big reasons for this performance:

1. *Deep-Driven Anchors* hold the fence permanently erect and in line, in any soil or weather, yet permit easy relocation where necessary.
2. *Square Frame Gates* remain free from warping and sagging.
3. *U-Bar Line Posts* are rust-free, rigid and self-draining.
4. *Square Terminal Posts* improve strength, durability and appearance.

**Get This Book for
 A. I. A. File 14-K**

"Anchor Protective Fences" is both a catalog and a specification manual. Shows many types and uses of Anchor Chain Link Fence . . . pictures installations for many prominent companies and institutions . . . contains structural diagrams and specification tables. Just ask for Book No. 110. You'll find it both useful and informative. We'll be glad to send you a free copy. Address: ANCHOR POST FENCE DIVISION, Anchor Post Products, Inc., 6600 Eastern Ave., Baltimore 24, Maryland.



There is no substitute for
TRUE CHURCH TONE
as provided by the
richness and variety
of Wurlitzer's
Free Reeds...

The pipe organ sets the tone standard of true church music. But the organ principle — wind, reeds and pipes — is not the only method for producing the tone desired.

Wurlitzer, when developing its new organ, tried all known methods — oscillating tubes, revolving wheels, photo-electric devices and others. Finally, the wind-activated *free reed* was selected as the most adaptable, most easily controlled and most richly varied of all.

To hear the Wurlitzer Organ is to know the truth of this statement.

The almost infinite electrical impulses created by free reeds are selected, modified, strengthened and electronically translated into audible musical tones. The result — a true scientific marvel — is the richest, truest family of organ voices available on any electronic instrument in the world.

For further information and the name of your nearest dealer write Dept. AR 1, Organ Division, The Rudolph Wurlitzer Co., N. Tonawanda, N. Y.



The WURLITZER ORGAN

Series 20
TWO-MANUAL

**26 years service
for Chase National**



THE CHASE NATIONAL BANK BUILDING
15 Broad Street, New York City

One of America's Largest Commercial Banks. Erected 1927: Trowbridge & Livingston: Architects; Meyer, Strong & Jones, Engineers; Thompson-Starrett, General and Heating Contractors. Heating Modernization 1940: Jaros, Baum & Bolles, Engineers: Child & Scott-Donohue, Inc., Heating Contractors.

Buildings are important tools to Chase National, a Webster Heating System user ever since Webster Vacuum System Equipment was installed in Chase's 42 Trinity Place property in 1920.

In 1927, when the present Chase National Bank Building was erected at 15 Broad Street, a Webster Vacuum System was installed. In 1940, following a policy of keeping its tools sharpened, Chase installed a 3-zone Webster Moderator System, incorporating expertly sized Webster Metering Orifices and automatic continuous heating.

If your building has an outdated vacuum heating system without control or with inadequate on-and-off control, we suggest that now is a good time to consider a heating modernization program.

WARREN WEBSTER & CO., Camden, N. J.
Representatives in principal U. S. Cities :: Est. 1888
In Canada, Darling Brothers, Limited, Montreal

Webster
HEATING SYSTEMS

(Continued from page 112)

to centrifugal pumps, agitators, atomizers and many types of machine tools. Drawings and dimensions included. 2 pp., illus. Crocker-Wheeler Electric Mfg. Co., Ampere, N. J.

Type OG Standard Squirrel Cage Induction Motor (Bulletin 720). Covers construction, features, typical applications. Shows standard and special mountings. 12 pp., illus. The Louis Allis Co., Milwaukee 7, Wis.

RUBBER TERMS

A Glossary of Technical Words, Terms and Phrases Used in the Plastic and Rubber Industries. A handy glossary of chemical terms, giving definitions and pronunciation. 12 pp. B. F. Goodrich Chemical Co., Rose Bldg., Cleveland 15, Ohio.*

LITERATURE REQUESTED

The following individuals and firms request manufacturers' literature:

Merrill W. Baird, Architect, Bank of America Bldg., Glendale 4, Calif.

E. J. Cappello, Architect, 164-01 Northern Blvd., Flushing, N. Y.

F. J. Dickerson, Architect, H. J. Heinz Co., P. O. Box 57, Pittsburgh 30, Penn.

Alfred Watts Grant, Architect, 208 Midland Savings Bldg., Denver 2, Colo.

Karl Buckingham Hoke, Architect, 1514 Madison Ave., Toledo 2, Ohio.

Alfred I. Kirby, Draftsman, 40 S. Los Robles Ave., Pasadena 1, Calif.

Bert J. Morris, Residential and Commercial Designer and Draftsman, 2826 W. Central Ave., Newport Beach, Calif.

Don Muntz, Draftsman, 5542 E. Second St., Long Beach 3, Calif.

Pettigrew, Worley & Co., Architects-Engineers, 160 Avery St., Dallas 8, Texas.

F. I. Sather, Architect, P. O. Box 46, North Miami Beach, Fla.

Carl Schmuelling, Architect, 6224 Kennedy Ave., Cincinnati 13, Ohio.

W. C. Sechrist, Chief Engineer, Frederick Snare Corp., Paseo de Marti 360, Havana, Cuba.

Ernest J. Smith, Architect, 218 Overdale St., Deer Lodge, Winnipeg, Manitoba, Canada.

Herbert H. Smith, Architect, 2716 Hyde Park Ave., Cincinnati 9, Ohio.

Donald C. Ward, Architect, The Myer Emporium Ltd., 314-336 Bourke St., Melbourne C1, Australia.

Luther Oliver Willis, Architect, 212 Westover Bldg., Kansas City 3, Mo.

Harry L. Youngkin, Draftsman, 1542 Cherry St., Denver, Colo.

The
RESTORATION
of
COLONIAL
WILLIAMSBURG

A Reprint
of the December, 1935
Issue of

ARCHITECTURAL RECORD

104 pages, bound in cloth
\$2.00 per copy

The Colonial Williamsburg Number of ARCHITECTURAL RECORD — issue of December 1935 — was sold out soon after publication but the entire editorial contents have been reprinted and bound in permanent book form with blue cloth covers.

Many thousands of these Williamsburg reprints have been sold but the demand continues unabated.

ARCHITECTURAL RECORD
119 W. 40th Street, New York, N. Y.

Enclosed is \$..... for which send..... copies of your reprint, *The Restoration of Colonial Williamsburg*, bound in cloth, at \$2.00 per copy.

Name.....

Address.....

City and State..... A.R.1-47

FEDERAL Type MO 4



*Thermal
Magnetic*

2 way Circuit Protection

*Thermal
Magnetic*



Write for Bulletin No. 154

MULTI-BREAKER


Magnetic trip operates in a fiftieth of a second or faster, even on minor shorts. Thermal bi-metal element provides time-delayed tripping on moderate overloads. That's *THERMAL-MAGNETIC* Protection . . . built into Federal's new Type M04—the smallest, lowest-priced, most efficient Multi-breaker ever produced.

- 4-pole range • For flush or surface mounting • Only 5 1/16" x 7 3/16" x 2 7/8" • Wire ratings 15, 20, 30 amp. • Ideal wherever two lighting or appliance circuits and a small electric range circuit are needed . . . or where four lighting or appliance branch circuits are needed.

FEDERAL ELECTRIC PRODUCTS COMPANY—Executive Offices: 50 Paris Street, Newark 5, New Jersey. Plants: Hartford, Connecticut; Newark, New Jersey; St. Louis, Missouri.

Federal NOARK
INDUSTRIAL CONTROLS

FEDERAL ELECTRIC PRODUCTS COMPANY, MANUFACTURERS OF A COMPLETE LINE OF ELECTRICAL PRODUCTS INCLUDING: MOTOR CONTROLS, SAFETY SWITCHES, CIRCUIT BREAKERS, SERVICE EQUIPMENT, PANELBOARDS AND SWITCHBOARDS



The Weather

Increasing cloudiness and colder today. Easterly winds 10 miles per hour to strong north winds. Snow.

HOURLY TEMPERATURES

5 a.m. 30	1 p.m. 65	9 p.m. 39
6 a.m. 32	2 p.m. 64	10 p.m. . . . 32
7 a.m. 32	3 p.m. 62	11 p.m. . . . 32
8 a.m. 37	4 p.m. 59	Midnight . . . 31
9 a.m. 36	5 p.m. 36	1 a.m. 33
10 a.m. . . . 40	6 p.m. 40	2 a.m. 30
11 a.m. . . . 48	7 p.m. 41	3 a.m. 30
Noon 58	8 p.m. 41	4 a.m. 35

NO MATTER WHAT TRICKS THE WEATHER MAY PLAY THE DUNHAM SYSTEM IS ON TO THEM! . . .

The science of properly heating school buildings has been developed to its present high level of heating economy and comfort for students and faculty by Dunham engineers — with many years of practical operating experience in important school installations throughout the country. Let the Dunham Differential Vacuum Heating system, with its attendant advantages (it circulates a continuous flow of steam at variable sub-atmospheric pressures — provides control of both steam temperature and steam volume) help you solve your school heating problems. Write for bulletin 632. C. A. DUNHAM CO., 450 E. Ohio St., Chicago 11, Ill.

147C

DUNHAM
DIFFERENTIAL HEATING
CHICAGO • TORONTO • LONDON

Contemporary SHOPS in the United States

By EMRICH NICHOLSON

Second and Enlarged Edition, 1946

CONTEMPORARY SHOPS IN THE UNITED STATES was published to supply an insistent demand. Many merchants — many designers — many people deeply interested in modern architecture — knew how much fine work had been done in this field. They demanded a book which should show examples of such work, recently carried through in the United States.

Including the supplement of 24 pages, over 400 illustrations, plans, etc., showing 113 shops, large and small, handling many lines of merchandise, located from coast to coast, designed by 70 leading designers and architects. 216 pages. 8½ by 11. \$10.00.

THE ABOVE BOOK WILL BE MAILED POSTPAID ON RECEIPT OF PRICE
Send your order and payment direct to

Book Department, Architectural Record
119 West 40th Street, New York 18, N. Y.

Please send _____ copy(s) at \$10 per copy.

CONTEMPORARY SHOPS IN THE UNITED STATES

Money order or check for \$ _____ enclosed

(For N. Y. City Delivery add 2% Sales Tax—\$10.20 in all)

Name


Address

City Zone State

A.R. 1-47

How to Construct Base and Ceiling Details for plywood paneled rooms

...as explained in the
Weldwood Installation
Booklet




A HOST of appealing finishing touches are at your command . . . when you specify Weldwood paneled walls.

Weldwood corners, joints, panels, and other effects become attractive "points of interest." And, they do not present difficult installation problems.


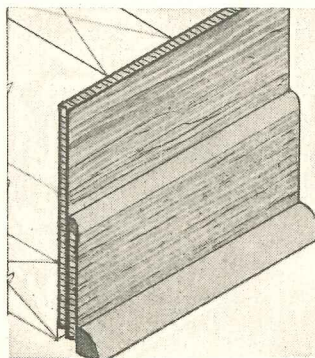
Illustrated on this page are a few suggested ideas for base and ceiling designs. Just how these and other effects may be economically built . . . right on the job . . . is fully explained in the new Weldwood Plywood booklet. In addition, this booklet gives planning and construction data and shows numerous photographs of completed Weldwood interiors.

Free copy of this booklet will be mailed to you on request. Send for it today.



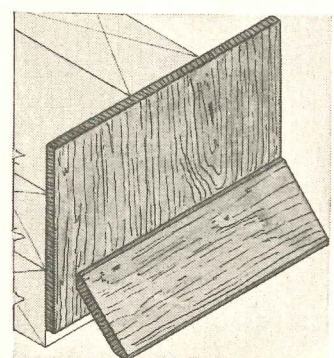
ABOVE: Showing attractive ceiling line finished with stock crown molding.

BELOW: Matching base using stock 1/4 round in conjunction with plywood strip.



ABOVE: Cornice treatment made of 1/4" matching Weldwood Plywood.

BELOW: Economical baseboard detail utilizing leftover trimmings from plywood wall paneling.



Weldwood Plywood

Weldwood Plywood and Mengel Flush Doors are products of
UNITED STATES PLYWOOD CORPORATION **THE MENGEL COMPANY, INCORPORATED**
 New York 18, N. Y. Louisville, Ky.




Plastics and Wood Welded for Good

Waterproof Weldwood for exterior use is bonded with phenol formaldehyde synthetic resin. Other types of water-resistant Weldwood for interior applications are manufactured with extended urea resins and other approved bonding agents.

Distributing units in Baltimore, Boston, Brooklyn, Chicago, Cincinnati, Cleveland, Detroit, High Point, Los Angeles, Newark, New York, Oakland, Philadelphia, Pittsburgh, Rochester, San Francisco, Seattle. Also U. S.-Mengel Plywoods, Inc. distributing units in Atlanta, Jacksonville, Louisville, New Orleans, Houston, St. Louis. In Canada: United States Plywood of Canada, Limited, Toronto. Send inquiries to nearest point.

FAMOUS



BIG FROZEN FOOD LOCKER


Servel's big, convenient Frozen Food Locker stores up to 60 packages of frozen meats, poultry, vegetables, fruits, biscuits. It saves homemakers hours of shopping time, helps them plan new and varied menus every season of the year.

MOIST COLD, DRY COLD

Garden fruits and vegetables stay at just-right temperatures in Servel's big de-waction fresheners. Salad greens crisp up, perishables stay safe and appetizing. And there's plenty of extra room, too, because shelves adjust to eleven positions.

NO NOISE, NO WEAR


Best of all, there's no machinery to cause noise or wear in the famous Servel Gas Refrigerator. Not a single moving part in its freezing system. As more than 2,000,000 happy owners know, Servel stays silent, lasts longer.



There's plenty of room to store tall bottles in the Servel interior.



Fresh meats keep tender for days in the convenient Servel meat keeper.



Trigger release of ice trays simplifies removal, saves time and trouble.

FOR SILENCE AND DEPENDABILITY

New 1947 Servel offers tenants and owners even more

For years a big favorite because of its silent, dependable operation, the famous Servel Gas Refrigerator now gives tenants and owners a wealth of new convenience.

The new 1947 Servel contains a big Frozen Food Locker that stores a bushel basketful of frozen foods. Moist cold and dry cold provide just-right temperatures for garden vegetables and meats. The new Servel flexible interior is adjustable to eleven positions for extra roominess. Shelves are Plastic Coated for the utmost in rust- and scratch-resistance. These great new features, plus Servel's famous silence, will win the applause of tenants everywhere.

What's more, prewar installations have

proved that the Gas Refrigerator is ideal for rental properties. Owners have found that Servel performs faithfully year after year. Operating costs remain low. Service upkeep is held to a minimum. These important advantages are the result of Servel's amazingly simple, basically different method of operation.

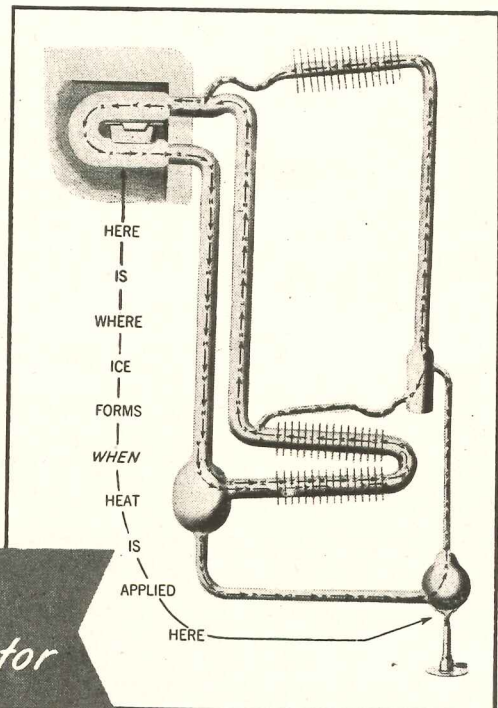
Specify the great 1947 Servel Gas Refrigerator for the apartment buildings and homes you design, build, or manage. Plan now to provide outlets for Gas Refrigeration in your current designs and construction work. Write today for the full story on the 1947 Servel. Address Servel, Inc., Evansville 20, Indiana.

WHY SERVEL IS DIFFERENT . . . STAYS SILENT, LASTS LONGER

There is not a single moving part in the freezing system of a Servel. That's because this different refrigerator operates on the continuous-absorption principle of refrigeration.

In a Servel Gas Refrigerator, the refrigerant is hermetically sealed in a set of vessels connected by tubes. A tiny gas flame


is applied to the lowest vessel. As a result of the evaporation properties of the refrigerant and the law of gravity, ice forms in an upper vessel. No machinery—motor, valves, pumps and compressors—is needed. Servel has no moving parts to get noisy or wear. Thus, the Gas Refrigerator stays silent, lasts longer.



STAYS SILENT . . . LASTS LONGER

Servel *The GAS Refrigerator*


Luxurious Winter Comfort



....FOR SMALLER HOMES

MODERN radiant heating is neither luxury-priced nor limited only to larger homes. Smaller homes, too, can feature more healthful, more comfortable, more luxurious winter living with radiant heating, and that means added prestige for home-builder and home-owner.

THE "100" SERIES HEAT EXTRACTOR



This highly efficient radiant heating boiler was designed especially for smaller homes. A water insulated base provides extra safety in kitchen or utility room installations, and a copper coil within the boiler may be included to provide plenty of domestic hot water both winter and summer. The "100" Series Heat Extractor is designed for either manual or automatic firing.

SEE OUR EXHIBIT

at the 7th International Heating and Ventilating
Exposition; January 27-31, Lakeside Hall, Cleveland.

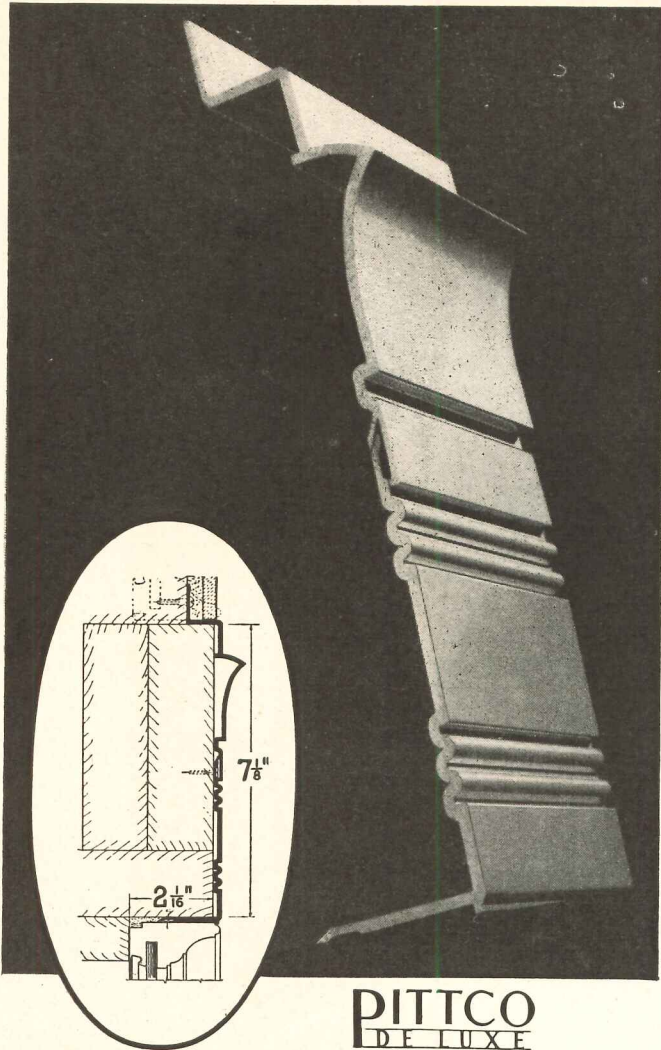


The NATIONAL RADIATOR Company

JOHNSTOWN, PENNSYLVANIA


TWO LINES OF PITTCO METAL

superbly styled for distinctive store fronts



PITTCO
DE LUXE

The continued popularity of Pittco De Luxe Store Front Metal is a tribute to the careful planning, both functional and artistic, that went into its preparation. Because it was designed all at one time, the Pittco De Luxe line exhibits a pleasing harmony of appearance among its members . . . and its many sashes, bars and mouldings permit the architect to work with a wide variety of combinations in designing impressive store fronts. Its finish is satin-smooth, rich in tone and gloss, and its extruded method of manufacture assures rugged strength and clear, sharp profiles. With architects and owners alike, Pittco De Luxe is first choice for top quality installations.



PITTCO
PREMIER

Pittco Premier is lighter in weight and more moderately priced than Pittco De Luxe, but into its design has gone the same imaginative styling that has made its companion line so popular. Pittco Premier displays an equally harmonious relationship among members, and has the same rich, smooth finish. Pittco Premier construction is unique. It is set quicker and easier than any other metal construction. Setting operations are carried on from outside and the procedure is so simple that a substantial saving in setting time is effected. Speed of installation, light weight and moderate price make Pittco Premier the ideal choice for jobs where quality and economy are equally important.

PITTCO STORE FRONT METAL



"PITTSBURGH" stands for Quality Glass and Paint

PITTSBURGH PLATE GLASS COMPANY

**EXPERTS DON'T DO
IT THIS WAY!**



Eliminate "trial and error"
by planning *first* with

M E D A R T

Whether you plan to build a new school, remodel your old one or are simply adding one or a few new pieces of much needed equipment . . . make use of Medart's planning and engineering service . . . **FIRST!** Costly mistakes, particularly in larger installations, can be avoided by allowing the architect, the builder to work together with Medart engineers whose experience and leadership in the field of gym seating, locker room equipment, and physical fitness apparatus is unquestioned. Medart will assist you in planning your additions soundly, economically, and with proper regard for architectural building requirements. This Medart service is without cost or obligation, of course.


Medart Makes the Following Equipment . . .

**Steel Lockers • Steel Lockerobes • Gymnasium Apparatus • Telescopic Gym Seats
Basketball Backstops • Basketball Scoreboards • and the new Acromat-Trampolin.**

F M MEDART
MANUFACTURING CO.
3535 DE KALB ST., ST. LOUIS 18, MO.

"TOP" SECRET

For Lasting Beauty...



use **DECORATIVE
MICARTA***

Design new beauty and durability into interiors . . . with colorful, versatile Decorative Micarta.

This unique plastic material gives walls, counters and tables a clear, lustrous, permanent surface . . . one that defies chipping, splitting or warping.

The modern colors and patterns of Decorative Micarta are easy to keep clean and sanitary. A wipe with a damp cloth does the trick . . . and the gleaming finish can't be dulled by spilled alcohol, food, grease or fruit juices.

The cigarette-proof grade withstands burning cigarettes and cigars.

Decorative Micarta is made in a variety of popular colors and patterns. It comes in sheet form . . . distributed exclusively by United States Plywood Corporation.

Write for full information today.

*T. M. Registered Westinghouse Electric Corporation.

UNITED STATES PLYWOOD CORPORATION

55 West 44th Street, New York 18, N.Y.

NEW STAINLESS STEEL COMBUSTION CHAMBER INTRODUCED BY DRAVO

PITTSBURGH, PA.: Stainless steel, scientific development which aided the advancement of jet propulsion and turbo-supercharging is now being utilized to provide more efficient and durable combustion chambers in Dravo Counterflo Oil and Gas Fired Heaters. Effective immediately. industrial and commercial heating installations with Dravo Heaters.

• In fabricating the combustion chamber of Dravo Heaters from stainless steel, many extra years of highly efficient operation have been added to the life of a direct fired heater that already has proved its worth in thousands of industrial and commercial installations.

The most vulnerable part of any heater is its combustion chamber. It is here that scale from high combustion temperatures first causes inefficiency and later failure. Stainless steel has high resistance to oxidation. This revolutionary application of high heat-resisting metal will not only prolong the life of the Dravo Heater, but will aid in maintaining its inherently high efficiency.

Other advantages gained in this important advancement include: **elimination of refractory with its troublesome maintenance; reduction of overall size and weight of heaters; more flexibility of application and over 100% greater safety factor against burning out when compared with carbon steel.**



These and other improvements make the Dravo Counterflo Oil or Gas Fired Heater the most efficient and durable heater of its type available today. Write for Bulletin AK 516 for details. Dravo Corporation, Heating Section, 300 Penn Avenue, Pittsburgh 22, Pa.



DRAVO CORPORATION

PITTSBURGH • WILMINGTON • PHILADELPHIA • WASHINGTON
NEW YORK • CLEVELAND • DETROIT



Weatherproof HOMASOTE



up to 8' x 14'

—famous for performance



For more than 30 years, this all-purpose insulating and building board has meant *sound construction*. Four major facts account for this reputation. . . .

First, there is the fact that Homasote provides great structural strength and high insulating value *in one material*. Second, there is Homasote's contribution to *appearance*—by eliminating unsightly wall joints and batten strips; by remaining permanently crackproof; by providing an ideal base for paint or wallpaper on interior walls—or for sand finish on exterior.


The third fact is *permanence*. . . Homasote protects investment value, because it is weatherproof and lasts indefinitely. Finally, on the point of construction costs, the big sheets of Homasote (up to 8' x 14') mean *fewer handlings, fewer nailings, less waste*. Homasote is used for ceiling, subfloor-

ing, interior and exterior wall, roof and side-wall sheathing; meets your most exacting requirements for serviceability and appearance in new construction or modernization.

We invite architects and builders to send for a copy of our new booklet describing some of the many uses for weatherproof Homasote. The book gives physical characteristics, performance charts, specification data and application instructions. Write for your copy today.




HOMASOTE COMPANY, Trenton 3, N. J.




Where Does the Architect Come In?

When this set of photographs recently appeared in the ARCHITECTURAL RECORD, a history was given of the plant as a COMMUNITY REFRIGERATION CENTER. An exciting story it made, too.


However, some readers may be wondering just where the Architect comes into the picture.



Typical Aisle in Locker Room, which has 1675 Compartments



Labor-Saving Equipment Harvests Four Ice Cans at Once.



One of 7 Frick Machines holding proper temps. for various services.

Well, the City Ice Company plans to extend its main plant until it covers the entire city block. This block faces the Civic Center in Gainesville, Ga. Other buildings around the Center—the Post Office, the City Hall and the Federal Building—are all of marble. The new entrance to the ice plant will also be of marble. The enlargement will include new offices, refrigerator and fixture sales and display rooms, a lobby, entrance to the locker rooms, and a new food processing room.

This Ice Company has nine plants, and operates 22 Frick refrigerating machines. Another example of the fact that "the users of Frick machines make money". Where economy and dependability both count, there you'll find Frick Refrigeration. It's preferred for air conditioning, ice making, and all other commercial cooling work.

DEPENDABLE REFRIGERATION SINCE 1882

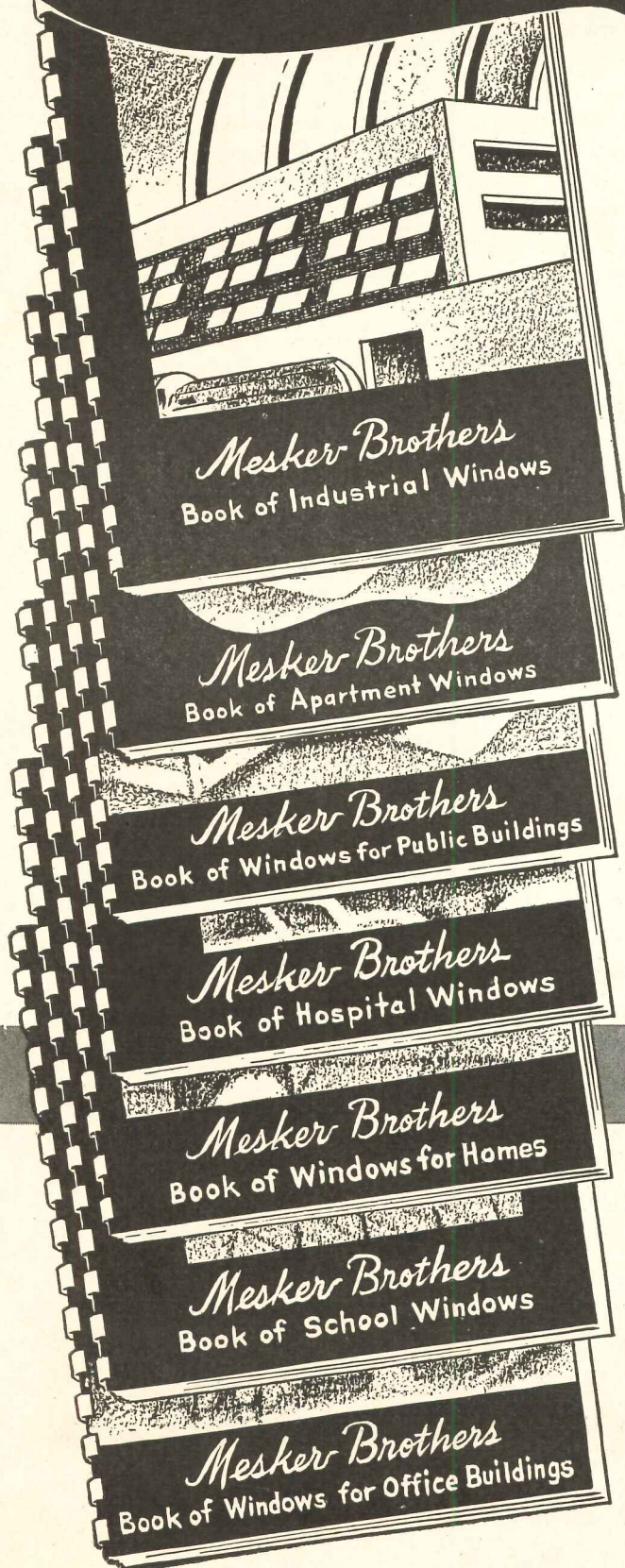
Frick Co.

WAYNESBORO, PENNA. U.S.A.

ARCHITECTS

write for your copy of these

MESKER DESIGN BOOKS



In line with our binding purpose *to serve* architects...not merely *to sell* them...we began the publication of these Mesker Design Books four years ago. Their enthusiastic reception by the profession exceeded our fondest expectations, and encouraged us to proceed with this project. Now, with the addition of the new Mesker *Book of Industrial Windows*, the series is complete.

So many requests for replacements have been received, particularly in recent months, we know many architects are finding these books both inspiring and useful. But that means wear and eventual loss. We invite you to check your library and your files against the complete series pictured here, and to mail the coupon below for replacement copies or for a complete new set.

MESKER BROTHERS, Sales Div. AR17
4340 Geraldine, St. Louis 15, Mo.


Without cost or obligation, mail me the following:

- | | |
|---|--|
| <input type="checkbox"/> Book of Apartment Windows | <input type="checkbox"/> Book of Windows for Homes |
| <input type="checkbox"/> Book of School Windows | <input type="checkbox"/> Public Building Windows |
| <input type="checkbox"/> Book of Hospital Windows | <input type="checkbox"/> Office Building Windows |
| <input type="checkbox"/> Book of Industrial Windows | |

Architect _____

Address _____

City _____ Zone _____ State _____



**LEAVES A
SIZED FINISH
ON LAGGING
MATERIAL**

Now, lagging material on pipes, ducts, boilers and hot water tanks can be secured firmly and given a sized finish *in a single operation*.

Apply the canvas, asbestos, fibreglas or other non-conductor—using Arabol Lagging Adhesive as the bond. The adhesive dries in 4 to 6 hours; the job is completed. No paint need be used on the sized finish—unless you prefer to add one coat for appearance. The Arabol method eliminates the time-consuming task of sewing; lowers labor costs. Maintenance is simplified—grease, oil, soot and dirt wash off easily. And the adhesive is vermin-proof . . . fire-retardant, too.

Arabol Lagging Adhesive has successfully passed rigorous tests by independent laboratories. The results show that it retains its adhesive powers despite exposure to extreme temperatures, to immersion in water, and to live steam.

Write us today for detailed facts and figures. Don't place open specifications on lagging work—ask for Arabol Lagging Adhesive. You can depend on it to fill your most exacting requirements for both utility and appearance. Also, ask about our cork cement for adhering cork to cork on refrigerator lines.

THE ARABOL MANUFACTURING CO.

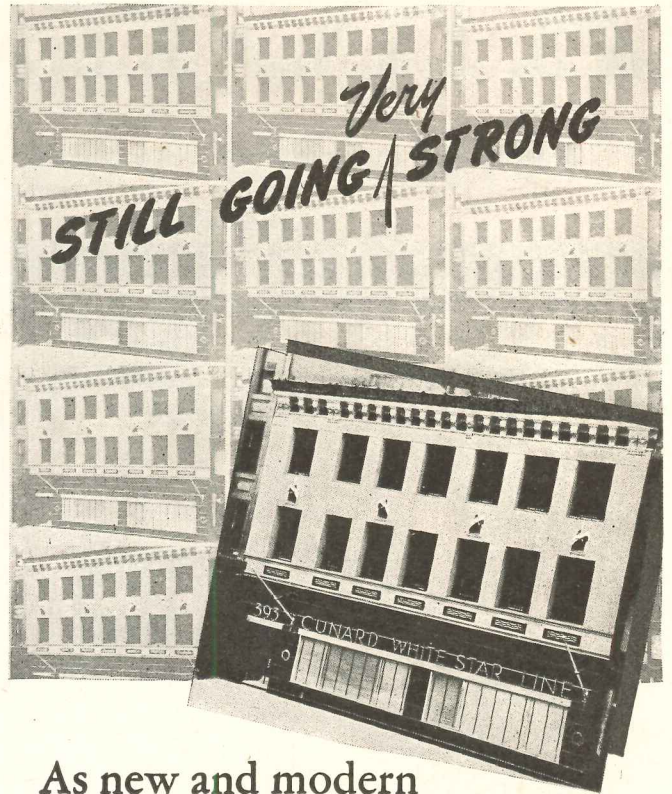
Executive Offices: 110 East 42nd St., New York 17, N. Y.

CHICAGO—54th Ave. & 18th St. SAN FRANCISCO—30 Sterling St.

Branches in Principal Cities. Factories in Brooklyn, Cicero, San Francisco



Adhesives?... **ARABOL!**



As new and modern
today as 12 years ago . . .

Here is an illustration of an interesting combination of SEAPORCEL porcelain enamel in various colors: Gray enamel facia relieved with stenciled spandrels depicting the S.S. QUEEN MARY in four colors.

From 1935 to 1947 this architectural porcelain front has proved color fast and durable regardless of weather conditions.

It Makes Sense

When you specify SEAPORCEL* you are assured of the finest materials, skilled craftsmanship and the services of a production and engineering organization of recognized ability.

There are a few areas in which Seaporcel Porcelain Metals, Inc., is not represented. Inquiries from interested agents are invited.

WRITE TODAY for our catalogue describing details of customary design and examples of completed work.

*Seaporcel (Reg. U. S. Pat. Off.) is a ceramic coating fused into its metal base at 1550 degrees F.

SEAPORCEL PORCELAIN METALS, INC.

Formerly Porcelain Metals, Inc.

28-02 Borden Avenue, Long Island City 1, N. Y.

Seaporcel


"Member Porcelain Enamel Institute, Inc."

SEE OUR
CATALOG IN
SWEET'S

ANNOUNCING THE NEW...



Tri-Flex DESIGN

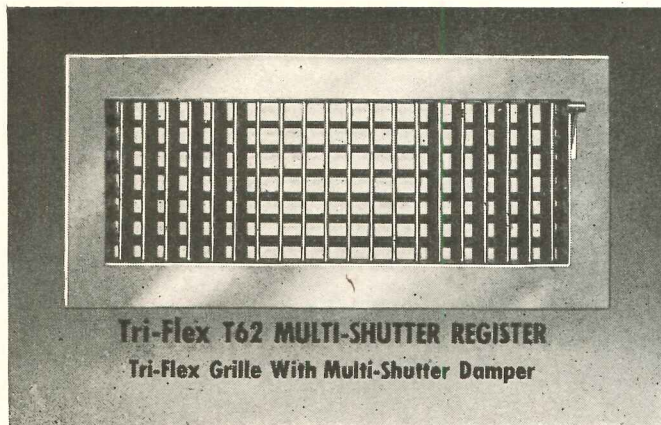


Tri-Flex T60 DESIGN GRILLE



Tri-Flex T64 DOUBLE DEFLECTION GRILLE
Tri-Flex Grille With Deflector Blades

Maximum Flexibility TO MEET ALL CONTROL REQUIREMENTS



Tri-Flex T62 MULTI-SHUTTER REGISTER
Tri-Flex Grille With Multi-Shutter Damper



Tri-Flex T642
DOUBLE DEFLECTION MULTI-SHUTTER REGISTER
Tri-Flex Grille With Deflector Blades And Multi-Shutter Damper

The new TRI-FLEX design is the result of many years of research and experience in the manufacture of air conditioning grilles and registers. It brings new beauty and new efficiency to the Tuttle & Bailey line . . . and the great advantage of standardization in manufacture that will help us to give even better service to those who use our equipment.

TRI-FLEX grilles and registers make possible really complete and efficient control of air delivery in three ways—control of direction, control of throw, and control of air drop, each of which is equally important if an air conditioning system is to function properly. The TRI-FLEX grilles and registers shown above are made up of various combinations of three flexible units, the grille with individually adjustable front bars, the individually adjustable horizontal deflector blades, and the "positive control" multi-shutter damper.

Specify the new Tuttle & Bailey TRI-FLEX line and you specify better engineered control of air distribution.


TUTTLE and BAILEY
NEW BRITAIN, *Connecticut*



ENGINEERED PRODUCTS MEAN BETTER AIR DISTRIBUTION

H&H OUTLETS

SPECIAL-PURPOSE



No. 7707.—Clock Hanger Outlet: Provides electrical connection and mechanical support for clock.
 No. 7792.—Weatherproof Receptacle with cadmium-finished brass plate, metal cap and weather-tight rubber mat.
 No. 7797.—Floor Outlet, with 2 threaded brass covers; one to shield plug cap and one to close outlet when not in use.
 No. 7750.—Fan Hanger Outlet: Provides mechanical support for fan, with electrical connection.
 No. 1914.—Duplex 2-circuit Receptacle; one circuit always "ON" for appliances, the other to be switch-controlled as for lamps.

These Outlets serve special purposes *in addition* to those served by ordinary receptacle types. Their *extra-utility* has durable basis in right design, rugged parts, reliable workmanship. Ask for complete specification-data.

HART & HEGEMAN DIVISION

ARROW-HART & HEGEMAN ELECTRIC COMPANY, HARTFORD 6, CONN., U.S.A.

ARCHITECTS

DRAFTSMEN

ENGINEERS

all acclaim

KIMBERLY
Quality
DRAWING PENCILS
 WITH *Carbo-weld* LEAD


for their economical, smooth, strong leads. Use the Tracing Degrees for fine, clear blueprint reproduction.

22 ACCURATE DEGREES 6B to 9H
 TRACING 1-2-3-4 and EXTRA B for Layout
 Write Dept. R for free trial sample or send us \$1.00 for trial doz. (prepaid) of your favorite degrees.
 Buy them from your dealer.
 (This offer good only within U.S.A.)

Makers of Fine Pencils since 1889
General Pencil Company
 67-73 FLEET STREET JERSEY CITY 6, N. J.

School walls of Facing tile

...resist abuse...remain attractive...are fire-safe



Active, young Americans can give plenty of rough treatment to walls in school gymnasiums, auditoriums, cafeterias, corridors, laboratories, rest rooms.

These walls *must be able to take it*. They will—if they're built of Structural Clay Facing Tile. Strong and durable, Facing Tile resists wear and tear, stays attractive year after year without costly upkeep or maintenance.

Of prime importance, too, is the factor of fire safety which Facing Tile gives to school interiors.


Architects who design schools — or hospitals, public buildings, other Institutions and industrial plants — can achieve finer, safer interiors with Facing Tile. Sanitation and ease of cleaning are other advantages architects can obtain with Facing Tile.

This quality Structural Tile now is available in modular sizes. Modular means perfect fitting with other modular materials . . . greater flexibility in design . . . less time spent on drafting and site supervision . . . less material waste . . . better workmanship with reduced labor . . . earlier occupancy.

Architects may call on any Institute Member for more information, or write direct to Desk AR-1 of the Institute. See Sweet's 1947 Architectural Catalog for additional data.

INSTITUTE MEMBERS

- Belden Brick Company
Canton, Ohio
- Continental Clay Products Co.
Kittanning, Pennsylvania
- Charleston Clay Products Co.
Charleston 22, West Virginia
- Hanley Company
New York 17, N. Y.
- Hydraulic Press Brick Co.
Indianapolis, Indiana



Mapleton Clay Products Co.
Canton, Ohio

INSTITUTE MEMBERS

- Metropolitan Paving Brick Co.
Canton, Ohio
- National Fireproofing Corp.
Pittsburgh 12, Pennsylvania
- Stark Brick Company
Canton, Ohio
- Stone Creek Brick Company
Stone Creek, Ohio
- West Virginia Brick Company
Charleston, West Virginia

FACING TILE INSTITUTE

1756 K STREET, N. W.



WASHINGTON 6, D. C.

*To architects and school authorities—
Be sure to specify America's
foremost fountains for '47*



In new construction or for replacements, make sure your 1947 plans call for Halsey Taylor Drinking Fountains. All over America, especially in school installations, these modern drinking fountains have proved their reputation for economy of operation, freedom from contamination and trouble-proof service over the years. Get our latest literature.

THE HALSEY W. TAYLOR CO., WARREN, OHIO



HALSEY TAYLOR
DRINKING FOUNTAINS



A-5 1

Fabron for WALLS
REG. U. S. PAT. OFF.
THE CANVAS-PLASTIC-LACQUER FINISH

Where Appearance
Performance
Economy
Are Important

- it decorates the wall permanently
- it withstands hard usage
- it reinforces sub-surface materials
- it prevents plaster cracks
- it is washable and sunfast

These features commend it for interiors of any type building.

FREDERIC BLANK & COMPANY, INC.
230 PARK AVENUE - NEW YORK 17, N. Y.

GENUINE CATHEDRAL CHIMES



THE MEMORIAL WITH A VOICE THE MEMORIAL WITH A VOICE THE MEMORIAL WITH A VOICE THE MEMORIAL WITH A VOICE THE MEMORIAL WITH A VOICE

A Gift to Posterity

The music of MAAS Genuine Cathedral Chimes is a herald of goodwill to all people . . . a timeless record of the memory of our beloved.

The distinctive, rich, clear tones of MAAS Chimes are the result of expert craftsmanship . . . precise design use of the finest materials.

Their cost is no higher, their value immeasurably greater.

Write for descriptive literature

MAAS ORGAN COMPANY
3015 CASITAS AVENUE, DEPT. R
LOS ANGELES 26, CALIFORNIA



GENUINE CATHEDRAL CHIMES

SEND TODAY FOR YOUR FREE COPY OF THE RULES OF THE

Chicago Tribune's

\$26,250.00

"Better Rooms for Better Living"

COMPETITION

offering 161 cash prizes ranging from \$100.00 to \$1,000.00 each for the best ideas for furnishing and decorating typical rooms of homes

ALL ENTRIES IN THE COMPETITION MUST BE RECEIVED BY 5 P.M. OF MARCH 17, 1947

DO YOU have fresh and interesting ideas for furnishing and decorating a living room, a combination living-dining room, a dining room, a master bedroom, a juvenile or infant's bedroom, a kitchen, or a recreation room for adults or for children?

So that it may present to its readers the widest range of the latest, best and most effective ways to furnish and decorate typical rooms of homes, the Chicago Tribune is conducting the "Better Rooms for Better Living" competition, offering \$26,250.00 in 161 cash awards ranging from \$100.00 to \$1,000.00 each for the best entries presenting ideas on this subject.

Just as the Chicago Tribune's recent \$24,000.00 Chicagoland Prize Homes competition and its annual American Fashions competitions have been highly productive of ideas which have set the pace in these respective fields of popular interest, so this new project has been designed to set new high standards of excellence in home interior fashions.

Here is an opportunity to give your talent and ability free play in planning one or more interiors just the way you would have them, without compromising in any detail. Here is a chance to win substantial monetary reward and national recognition for your efforts.

After the prize-winners have been selected, the Tribune plans to give them the widest publicity. It is the newspaper's intention to reproduce the winning ideas, or adaptations of them, week after week, in full color in the

Sunday Tribune with its more than 1,500,000 circulation.

Everyone is eligible to compete, except Tribune employees, members of their families and of the Jury of Awards, which will be composed of persons competent and skilled in this field.

For complete information about how to submit an entry, write today for a free copy of the rules which will be sent postpaid. As is made plain by the anonymity provision of the rules, all entries will enjoy equally fair consideration in the judging.

Fill in the coupon below, paste it on a postcard and mail today. All entries must be received not later than 5 p.m. of Monday, March 17, 1947.

MAIL THIS RULES REQUEST FORM TODAY

Better Rooms for Better Living Competition
Chicago Tribune, Room 2319
Tribune Tower, 435 N. Michigan Ave.
Chicago 11, Ill.

Without cost or obligation to me, please send by postpaid mail complete details and rules of the Chicago Tribune's \$26,250.00 "Better Rooms for Better Living" competition to me at the address below:

My Name.....

Street and Number.....

City.....State.....Zone Number, if any.....
(Please PRINT plainly) ARJ

OPPORTUNITIES AVAILABLE

Designer, Engineer or Architect. Long established engineering and construction company wants man able to develop design of industrial and commercial buildings from sketches. Will pay straight salary first year and adjust to ability. Submit all personal data and complete experience record with application. Will pay expenses for interview. Location Eastern Pennsylvania. Box 178, ARCHITECTURAL RECORD, 119 W. 40th St., New York 18.

WANTED: Architectural Draftsman, capable of preparing sketches and working drawings. Must be experienced. Permanent employment and excellent future for well qualified man. Office in State of Maryland. Box 180, ARCHITECTURAL RECORD, 119 W. 40th St., New York 18.

ARCHITECTURAL PROJECT MANAGER, Housing Expert (Public and Private) Planning, Production and Office Administration, will be available about January 15th, 1947. Box 186, ARCHITECTURAL RECORD, 119 W. 40th St., New York 18.

ESTIMATOR wanted on general building construction by well established general contractor located in Connecticut 60 miles from NYC, man with good architectural drafting experience who is interested in this work would qualify. Box 188, ARCHITECTURAL RECORD, 119 W. 40th St., New York 18.

ARCHITECT, registered in Florida wanted as partner with registered engineer in established office. P. O. Box 572, Miami Beach, Florida.

DRAFTSMEN, experienced only. Architectural, Structural and Mechanical, for work in Buffalo engineering office. Good working conditions. Apply by letter giving full record of experience, training, salary desired, and date you can report. Box 190, ARCHITECTURAL RECORD, 119 W. 40th St., New York 18.

VETERANS completing intensive training in old established school need work opportunities in MECHANICAL, ARCHITECTURAL or ELECTRICAL DRAFTING. What can they do for you? Please inquire: MONDELL INSTITUTE, 1425 Broadway, New York 18, N. Y., Wisconsin 7-2143 — 129 Montague Street, Brooklyn 2, New York, Main 5-2741. Licensed by State of New York. Approved for Veterans.

ARCHITECT desires responsible position, association, or partnership with progressive organization. Age 34, Registered Architect in Michigan, A. I. A. member, architectural engineering graduate, and 12 years experience as architect, draftsman, designer, job captain on housing, industrial, commercial, institutional buildings. Prefer West Coast or Rocky Mountain location, but will consider other area. Box 192, ARCHITECTURAL RECORD, 119 W. 40th St., New York 18.

WANTED: Architectural draftsman with at least fifteen to twenty years general experience in good design and construction to locate in western Indiana city with a firm which has had 34 years of successful general practice. — Miller & Vrydagh, Architects, 200 Opera House Bldg., Terre Haute, Indiana.

ARCHITECTURAL ENGINEER with eighteen years experience in the design of Apartment Houses, Apartment Hotels, Hotels, and Office Buildings desires to associate with a progressive Architectural firm who has sufficient capital to promote a definite sales program for income producing structures. Compensation to be a stipulated salary, plus a percentage of the profits. Box 194, ARCHITECTURAL RECORD, 119 W. 40th St., New York 18.

ARCHITECTURAL DESIGN ENGINEER who has had six years of experience with some of the largest industrial design firms in the country, and who then conducted his own practice for the design of commercial structures for a period of eighteen years, desires a position as Chief Draftsman with a growing concern. Experienced in architectural design, structural design, and mechanical installations. Box 196, ARCHITECTURAL RECORD, 119 W. 40th St., New York 18, N. Y.

ARCHITECT-DESIGNER DRAFTSMAN desires position in Southern California. Twenty years varied experience. Please state salary and living accommodations. Box 198, ARCHITECTURAL RECORD, 119 W. 40th St., New York 18.

TOP LINE ENGINEER —

30 Years experience

Design & Construction

offers

New York Representation


Construction & Equipment Items.

Fully qualified. Highest references.

Box 1337, 1474 Broadway, N. Y.

WANTED: Senior Architectural Draftsmen and construction inspectors by long established southwestern architectural and engineering firm doing a general practice. In reply give age, experience record, references and salary desired. Haynes, Strange & Kirby, Architects-Engineers, 19th Street and Dixie Drive, Lubbock, Texas.

IN CLEVELAND
IT'S THE



HOME OF THE FAMOUS
VOGUE ROOM

1000 ROOMS WITH BATH
RADIO IN EVERY ROOM
FIVE FINE RESTAURANTS
CENTRAL DOWNTOWN LOCATION

TO- REAR ADMIRAL
 RICHARD E. BYRD
 9 BRIMMER ST.
 BOSTON
 MASS.

...ing telegram, subject to the terms on back hereof, which are hereby agreed to

E V FLAHERTY GENERAL SALES MANAGER
 HERRING-HALL-MARVIN SAFE CO
 HAMILTON OHIO



REAR ADMIRAL RICHARD E BYRD WANTS EARLY DELIVERY
 ON ONE NUMBER FIVE FIVE THREE THREE B CLASS SAFE
 AND ONE NUMBER THREE SIX THREE MONEY CHEST
 SPECIALLY CASED FOR HIS BOSTON RESIDENCE. FORMAL
 ORDER COMPLETE DETAILS FOLLOW BY SPECIAL DELIVERY

W. H. MURPHY



Great Names go together

The name, Richard E. Byrd, identifies the most famous explorer of modern times, whose courage and scientific exploits shall emblazon the pages of history for ages to come. The name, Herring-Hall-Marvin, identifies a world-leader in the design and manufacture of bank vaults, vault doors, safes and other fire-and-burglar resistive equipment for industry, commerce and the home. It is fitting that great men shall honor dependable institutions with their confidence and patronage.




HERRING-HALL-MARVIN SAFE CO.

Manufacturers of Bank Vault Equipment - Bank Counters - Tellers' Buses and Lockers - Safe Deposit Boxes - Night Depositories - Bank and Office Safes
 BUILDERS OF THE UNITED STATES SILVER STORAGE VAULTS AT WEST POINT

General Offices
 HAMILTON, OHIO
 BRANCH OFFICES

In New York, Chicago, Boston, Washington, St. Louis, Atlanta, Houston, Philadelphia, San Francisco, Los Angeles, Detroit, Pittsburgh
 OTHER AGENCIES ALL OVER THE WORLD



For specifications that require the finest in school furniture

LEADING architects everywhere specify American Seating Company's Universal Desks because they offer the utmost in posturally correct comfort and sight conservation, combined with streamlined beauty and money-saving service. Over two-thirds of a million Universal Desks are daily giving *universal satisfaction* in schools throughout the nation.

You, too, can specify with confidence American Seating Company products. Our complete line includes Universal Lifting-Lid Desks; Envoy Chairs, Desks, and Tablet-Arm Chairs; Universal Tables; Steel Folding Chairs; and Bodiform Auditorium Chairs.

Our expert Seating Engineers will be glad to consult with you on your seating problems. No obligation, of course. Write for full information today!


American Seating Company

GRAND RAPIDS 2, MICHIGAN

WORLD'S LEADER IN PUBLIC SEATING

Manufacturers of Theatre, Auditorium, School, Church, Transportation and Stadium Seating
Branch Offices and Distributors in Principal Cities


DELANY FLUSH VALVES



Delany Flush Valve, with cut-out, close up view of Delany No. 50 VACUUM BREAKER—prevents water contamination from back siphonage—20 years ahead of the market.

write for catalog


SINCE 1879
Coyne & Delany Co.
BROOKLYN N.Y.



You get Good Engineering in FEDDERS UNIT HEATERS

Horizontal and downblow types in a complete range of capacities. Write for catalogs.

FEDDERS-QUIGAN CORPORATION
BUFFALO 7, NEW YORK




*the last tradition
departs from the Kitchen*

Today you can go all the way in making the kitchen a model of easy-to-work-in efficiency. The trim lines, the lasting look of newness, the high cleanliness of a Case *china* sink and laundry tray win praise from every housewife who sees her kitchen as a workshop, not a museum. Separately or in two-compartment units such as the *Aberdeen* in this sketch, Case sinks are made of thoroughly vitrified china, non-porous, acid-proof, fired at 2200°F, available with built-in soap dish when specified . . . Case plumbing fixtures are distributed nationally by selected wholesalers. Look for "Case" under "Plumbing Supplies" in the Classified Telephone Directory, or write to us. W. A. Case & Son Mfg. Co., Buffalo 3, N. Y. Founded 1853.

Case *Vitreous China*

PLUMBING FIXTURES FOR THE BATHROOM, KITCHEN, LAUNDRY

A SAFE STAIRWAY... from top to bottom with ALUNDUM *non-slip* AGGREGATE



THE TERRAZZO stairway above is typical of hundreds of installations where it has been considered wise to invest in Norton Floors for their permanently non-slip, long-wearing qualities. ALUNDUM* Aggregate not only makes terrazzo surfaces non-slip, even when wet, but it also increases wearability 100 per cent, thereby preventing wear in places where traffic is concentrated. Also, this highly perfected Aggregate, because it is sufficiently non-resonant, makes the terrazzo surface quiet and comfortable to walk on. The variety of ALUNDUM* non-slip floor products (aggregate for terrazzo and for cement floors, stairs and ramps; stair tile; ceramic mosaic tile) permits installation of non-slip walking surfaces in vestibules, halls, cafeterias, washrooms and showers.

Write for Catalog 1935 A.R.

NORTON COMPANY

...

Worcester 6, Massachusetts

*ALUNDUM is the registered trade-mark for Norton Company's aluminum oxide abrasive

WHICH COLOR?

Here's the Answer!

The Moleta Color Guide



A "find" for the ARCHITECT!

When your clients ask "What color will be best?" you'll have a quick answer in the handsome Moleta COLOR GUIDE.

150 beautiful colors are displayed . . . Blues, Greens, Yellows, Grays, Browns . . . every tint from the palest to the darkest!

Formulas are given on the reverse of each color sheet (9" x 15") to show how the shade can be quickly made. Price, \$5.00 . . . delivered anywhere in the U.S.A. Write for your copy.

MONROE, LEDERER & TAUSSIG, INC.
606 N. AMERICAN STREET PHILA. 23, PA.

Moleta

ARCHITECTURAL

FLAT OIL PAINT

THE TRULY WASHABLE FLAT PAINT

Available Now!


CHENEY FLASHING

3-Way Bond

16 OZ. COPPER

CHENEY FLASHING REGLET

16 OZ. COPPER



CHENEY FLASHING is again being made by the original inventor who pioneered the art of thru-wall flashing eighteen years ago.

No thru-wall flashing can operate successfully unless it has the two very important features that are found in CHENEY FLASHING—proven weep-hole drainage and the three-way bond, vertical as well as longitudinal and lateral.

Remember, the inferior two-way flashings, crimped copper and membranes, have neither the vertical bond nor do they drain moisture from the wall fast enough. Furthermore, their first cost advantage has disappeared because today Cheney Flashing is no longer a specialty—it's a standard commodity.

WRITE FOR DESCRIPTIVE FOLDER Dept. R

CHENEY INDUSTRIES, Trenton, N. J.

Cut Winter Costs

THIS ILLUSTRATED BOOK TELLS HOW

COLD-WEATHER CONCRETING



Keep winter concreting on summer schedule . . . cut forms costs in half or less . . . save up to 60% on heating fuel and labor, with 'Incor'* 24-Hour Cement. This book tells how to figure lowest-cost concreting schedule. For free copy, write Lone Star Cement Corporation, 342 Madison Ave., N. Y. 17.


*Reg. U.S. Pat. Off.

LONE STAR CEMENT CORPORATION

Offices: Albany • Bethlehem, Pa. • Birmingham • Boston • Chicago • Dallas • Houston • Indianapolis • Jackson, Miss. • Kansas City, Mo. • New Orleans • New York • Norfolk • Philadelphia • St. Louis • Washington, D. C.

Smithcraft

FIXTURES FIT THE ARCHITECT'S DESIGN



When you plan lighting modernization, you can trust Smithcraft fluorescent fixtures to carry out the exact effect intended, achieving both harmony of appearance and efficient illumination.

Functional Beauty matches surroundings ☆☆ Sturdy, practical construction. Approved by Underwriters' Laboratory; components approved by ETL ☆☆ Simple to install; easy to maintain.

Write for Catalog Today

A complete line of Industrial and Commercial Fluorescents

Smithcraft

LIGHTING DIVISION
Chelsea 50, Mass.

AEROFIN



gives you **QUICK HEATING ...**

... FAST COOLING

Aerofin
is sold only by manufacturers
of nationally advertised fan
system apparatus.
List on request.

AEROFIN construction—metallic bonding and complete tinning—assures highest practical heat transfer and protection from corrosion. Aerofin engineering—based on accurate published ratings—fits the right equipment to the job. A complete range of designs for every kind of heat-transfer application. Compact, easy to install. Experienced Aerofin field engineers are ready to help you with your heat-exchange problems.

AEROFIN CORPORATION

434 S. Geddes Street, Syracuse 4, N. Y.

NEW YORK • CHICAGO • CLEVELAND • DETROIT • PHILADELPHIA • DALLAS • MONTREAL



Always Specify



Olsonite

COSTS LESS Latest electronic manufacturing methods plus high volume production put Olsonite ahead of the field both in low unit cost and in speed of delivery.

LOOKS BETTER Olsonite will not chip or mar and resists acid or cigarette burns. Non-corrosive brass hinges are covered with Olsonite so that no metal is exposed.

LASTS LONGER Solid homogeneous plastic construction has no core to split or warp. There are no joints, seams or crevices to give way.

WRITE DEPT. AR 1 FOR INFORMATION
Swedish CRUCIBLE STEEL COMPANY
 PLASTICS DIVISION
 8561 BUTLER AVENUE • DETROIT 11, MICHIGAN

How to stop wasting HEATED and COOLED air

A great percentage of the conditioned air that is exhausted because it is stuffy and stale can be converted to fresh air by the activated carbon in Dorex Air Recovery Units and recirculated.

YOU can save fuel, power and equipment, for in every case where a Dorex unit has been applied, it has converted stale, contaminated air to fresh air at a cost considerably lower than the cost of bringing in and conditioning outdoor air. A variety of Dorex unit types and sizes permits easy installation in almost every existing or planned air conditioning system.

Send for free booklet in which Merle Bennett, Chief Engineer, describes the savings and improved air quality made possible by installing a Dorex Air Recovery Unit in the existing system of the First National Bank Building, Detroit.

PROOF



W. B. CONNOR ENGINEERING CORP.

AIR DIFFUSION AIR PURIFICATION AIR RECOVERY

112 East 32nd Street



New York 16, N. Y.

IN CANADA: Douglas Engineering Co., Ltd.
 1405 Bishop St., Montreal 25, P. Q.

Horn

when planning a new
SCHOOL BUILDING

you will want to see the
 latest HORN BROS.

design in —

- FOLDING PARTITIONS
- SLIDING PARTITIONS
- SOUNDPROOF DOORS
- FOLDING BLEACHERS

For complete information
 consult the latest **SWEET'S**
CATALOG or write to

HORN BROTHERS CO.

FORT DODGE, IOWA

Banish
BLUEPRINT BLUES!



in 1/5 the time — save up to 80%
MAKE PRINTS — BLUEPRINTS — PHOTOPRINTS!

In your own plant, office, drafting room — in a few minutes, anyone, any time can make exact duplicates of drawings, tracings, graphs, letters, etc. — with the modern duplicating method, the **TORNADO** Duplicator! Compact, attractive, convenient, simple to operate, it plugs into any electric outlet — and in a few minutes the most inexperienced operator can make perfect prints! Makes reprints up to 24" x 34". Timing device insures uniform prints. Investigate this modern, low-cost method.

Write for details and demonstration


BREUER ELECTRIC MFG. CO.

5128 N. Ravenswood Avenue • CHICAGO 40, ILLINOIS

A Quality SOUND SYSTEM
IS ONLY AS GOOD AS ITS PARTS . . .



CARDIOID MICROPHONE



124H AMPLIFIER



728B LOUDSPEAKER

that's why you can depend on *Western Electric*


No system for music and speech distribution, no matter how well it is engineered, will reproduce music and speech faithfully unless it is composed of *quality parts*.

Here are three among many sound system components which exemplify Western Electric quality: the Cardioid microphone, combining six pick-up patterns in one instrument is one of the best all-purpose mikes ever made; the 124H amplifier, simple and dependable, can be used with a microphone or reproducer for recorded music, and can be connected *directly* to a wired music program service; the 728B loudspeaker, offering unusually realistic reproduction, yet small enough to install

in walls or ceilings where other quality speakers cannot be used.




For help in planning a music and speech distribution system that will satisfy your clients' every need, get in touch with the nearest representative of the Graybar Electric Company, distributors of Western Electric sound equipment. Look in your telephone directory for his address, or write to Graybar Electric Company, 420 Lexington Ave., New York 17, N. Y.

QUALITY COUNTS



FITZGIBBONS

The right steel boiler
in any size




Make it a Fitzgibbons and be sure, whether to heat a modest cottage or a towering sky-scraper. Be sure of full heating comfort, of vital savings in fuel cost, of a boiler that works in harmony with any good oil burner, gas burner, stoker, or gives full hand-fired satisfaction. Be sure, with a boiler that is A.S.M.E. constructed, Hartford inspected, S.B.I. rated, and with sixty continuous years of successful boiler building behind it. Check with your local Fitzgibbons engineer—or write us direct.

- 400 SERIES for modest homes
- OIL-EIGHTY for medium size homes
- R-Z-U JUNIOR for large residences and apartment buildings
- D-TYPE for institutional and office buildings, hospitals, theatres, etc.



Fitzgibbons Boiler Company, Inc. 101 PARK AVE. NEW YORK 17, N. Y.



A BASIC IMPROVEMENT
IN WINDOW DESIGN

NEW SELF-FITTING SILENTITE

NEW WEATHER-TIGHTNESS—"Floating" chemically treated wood sliding bars seated on resilient bronze weatherstrips—effective weather-stripping at top, bottom and meeting rail. The new Silentite is 20% more weather-tight even than the original Silentite!


EASIER OPERATION—Easy to operate when new, the Self-Fitting Silentite continues to work smoothly with use. No sticking—no binding—famous Silentite spring suspension without weights, cords or pulleys.

NEW LOCKING SAFETY—Window locks when partly open—new patented "Silentite" lock placed at side where it will be concealed by draperies.

SIMPLE INSTALLATION—New economy in installation—sash is put in with minimum effort, yet once installed, is firmly in place.

PLUS streamlined beauty—new Curtis combination screen and storm sash unit—and many other features. For full information, write us.

**CURTIS COMPANIES
SERVICE BUREAU
CLINTON, IOWA**



U. S. MAIL CHUTES & BOXES

in Bronze, Nickel
Bronze, Aluminum,
or Enameled Steel,
maintain the Cutler
Tradition of Fine
Workmanship.

Catalog in Sweets

ESTABLISHED 1883

Cutler Mail Chute Co.
ROCHESTER 7, N. Y.

FOR THE PIPING YOU ARE PLANNING

**SPECIFY
CRANE VALVES
AND
FITTINGS**

CRANE...

CRANE CO., GENERAL OFFICES: 836 S. MICHIGAN AVE., CHICAGO 5



"First with the Finest"
ARKETEX FOR *Modern Development*

TODAY'S modern schools like today's modern educational methods have been built as a result of modern development. The fine, high-quality of Arketex Ceramic Glazed Structural Tile is also a result of modern development — development through the years which is culminated in the finest building material possible.

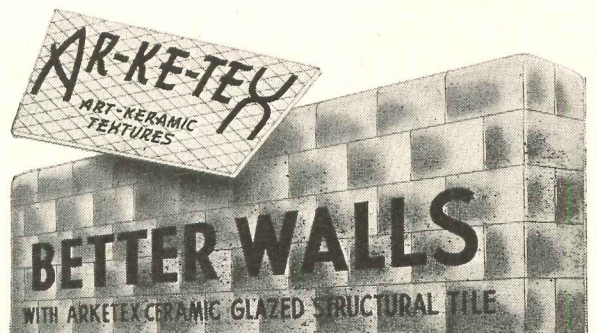
Arkotex will please even the most limited budget committee for, as a permanent wall and finish all in one, the first cost is the only cost.

There is no need for periodic painting or refinishing — Arketex walls remain unaffected by moisture, grease, oils, acids, or alkalis. The distinctive, modern colors are

protected by a finish that will not crack, craze, scar, or mar.

When planning schools, hospitals, locker plants, offices, or factories, be sure they will maintain their orderly appearance years after construction.

Always specify Arketex — *first with the finest!*



ARKETEX CERAMIC CORPORATION • BRAZIL, INDIANA

Duromit

THE "BONDED" CEMENT FLOOR

FOR FLOORS THAT HAVE TO "TAKE IT"
DUROMIT is the hardest cement floor in existence. A mixture of hard mineral granules, it registers 9 points on the Mohs Scale of Hardness. Specify DUROMIT, with its three year Bonded Guarantee, for all places subjected to unusual abrasion, excessive moisture, or varied forms of chemical attack. Easily cleaned and highly sanitary, DUROMIT Floors are perfect floors for food processing, dairy and bottling plants, automotive and mechanical establishments, garages, etc.



Write for further information, or phone
Chickering 4-6782

Duromit

EMPIRE STATE
BUILDING

WASHINGTON CONCRETE CO.

NEW YORK
N. Y.

Specify Century Fresnel Project-O-lites


The Standard Lensed Downlights
of Leading Architects and Designers

LOW BRIGHTNESS LEVELS

within normal viewing angles

CONTROLLED, PROJECTED LIGHT

from mathematically correct Fresnelens



Cat. No. 2202-L
List Price \$19.69
8" diameter
Fresnelens
100-150 Watts



Other circular and
square Fresnel units
NOW available.
All take general
service lamps.

Consult our listing in Sweets Architectural File

Write for the Century Catalog and data sheets now

CENTURY lighting equipment is ENGINEERED lighting equipment.

CENTURY LIGHTING, INC.

419 W. 55th Street, New York 19, N. Y.



That
**OUTSIDE
LOOK**

Beautiful!
Preserve!
Protect!

CREO-DIPT STAINS

FOR WOOD SHINGLE ROOFS AND SIDE WALLS

CREO-DIPT

COMPANY, INC.

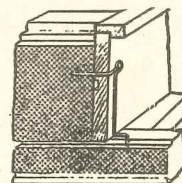
Established 1911

NORTH TONAWANDA, N. Y.



6 TOP Construction Reasons WHY

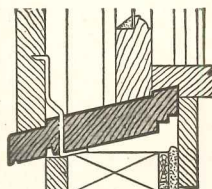
Architects
Contractors
Dealers
Customers



Prefer

3-Way Jamb Clamp

MALTA WINDOW FRAMES



Mull Center Clamp

1. Three-width Jamb—adjustments provided by inside Reversible Stop.
2. Permanent water-tight Sill Joints and Sill Supports—built into frame.
3. Three-way Joint Clamp—prevents leakage and strengthens frame.
4. Multiple frames equipped with Mull Center Clamp.
5. All important joints rot-proofed.
6. Overhead pulleys easily and quickly removed if necessary—permit any type weatherstripping.

Write for Malta's Complete Catalog

THE MALTA MFG. CO., MALTA, OHIO Top Quality
Frames
Since 1901
Malta Frames Cost Less Per Year Of Service

**HOW TRANE EQUIPMENT
CREATES**

Weather Magic FOR
AIRCRAFT ENGINE LABORATORIES

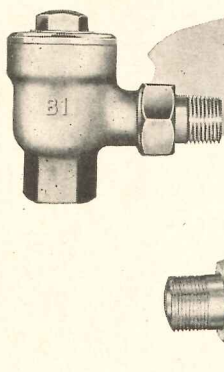


**One Line of Matched Products Solved the Problem of Heating
and Air Conditioning Sixty New Laboratories**

The new Aircraft Engine Research Laboratory of the National Advisory Committee of Aeronautics contributes an enormous share toward the advancement of flight. Actually the "Laboratory" comprises more than 60 experimental and testing workrooms in a number of modern functional buildings, and heating and air conditioning all of them properly presented a major problem to the builders of the project.

To the design engineers, the actual comfort heating and cooling for the project was a small matter compared with the problems of maintaining the accurate temperature and humidity conditions necessary for exacting aircraft engine tests.

To solve the many problems, the designers were called upon to create a host of individual systems—each to perform its own job. In this new project are tiny Trane Radiator Valves, Blast Heaters, Cooling Coils, Unit Heaters, and Fans. All are from the single Trane line of matched products—products that are designed and built together for service together.

More than 200 Trane Field Engineers in principal cities all over the country cooperate with architects, engineers, and contractors in the application of Trane products and systems—the utilization of Trane Weather Magic.




**TRANE Heating Specialties
Make Complete Systems Possible**

Trane Steam Heating Specialties round out the wide Trane line of products, so that any Trane installation can truly be a Trane system, with every part in the system but the boiler and piping a product of Trane.


Most of the 118 types and sizes of Trane Steam Heating Specialties are now available from stock.

Illustrated are the Trane Lifetime Valve, a truly hermetic valve that is guaranteed against steam leakage at the stem, and the Trane Thermostatic Trap that features the famed Trane seamless bellows.


These Trane products are designed to be carried in local distributors' stocks.




THE TRANE COMPANY
The House of Weather Magic
LA CROSSE • WISCONSIN
TRANE COMPANY OF CANADA, LTD., TORONTO
MANUFACTURING ENGINEERS OF HEATING AND AIR CONDITIONING EQUIPMENT




SELF-CONTAINED AIR CONDITIONERS




CONVECTOR RADIATORS




UNIT VENTILATORS




COMPRESSORS




EVAPORATIVE CONDENSERS




COOLING COILS




CLIMATE CHANGERS




UNIT HEATERS




HEATING COILS




HOT WATER PRODUCTS



STEAM HEATING SPECIALTIES



SHELL AND TUBE HEAT EXCHANGERS



CENTRIFUGAL FANS

New Idea...

SIMPLIFIES CONSTRUCTION

SAVES SPACE



Levelator lowered becomes part of floor and can be trucked over. When loaded, Levelator rises smoothly to required level.




Cross loading docks and ramps off your plans by specifying Rotary Levelators. Floors can be poured on grade instead of at railway car or truck bed height. You save space and give clients more efficient buildings at lower cost. Levelators lift loads quickly to trucks, freight cars or different building levels. Operated by Oil-draulic power. Installation simple. Write for Catalog RE-201.

ROTARY LIFT CO.
1007 Kentucky
Memphis 2, Tenn.



Rotary
LEVELATORS



Piedmont Sanatorium, Burkeville, Va., is one of several concrete hospitals designed by Williams, Coile and Pipino, Newport News.

All Structural Essentials and Economy, too, with Architectural Concrete

PORTLAND CEMENT ASSOCIATION

Dept. A1-8, 33 W. Grand Ave., Chicago 10, Ill.

Lockwood

IDENTIFIES QUALITY IN BUILDERS' HARDWARE

LOCKWOOD identifies its Builders' Hardware with this famous Trade Mark. You will find it on cylinder locks and keys, on mortise locks, on door closers . . . a symbol of enduring quality since 1882.

To the Architect the name LOCKWOOD also signifies a line of Builders' Hardware embracing all requirements, characterized by steady advancement in feature and design . . . and a company that never hesitates to give full and prompt co-operation.

We aim to keep it that way.

R-1

LOCKWOOD HARDWARE MFG. COMPANY

Division of Independent Lock Company

Fitchburg • Massachusetts

**MORE BEAUTY
MORE PROTECTION**

with **Cabot's Creosote**

SHINGLE STAINS

Rich permanent colors penetrate deeply and bring out the natural beauty of the wood. A 60% to 90% content of undiluted creosote oil gives long-lasting protection. Cabot's quality shingle stains can be applied quickly and easily . . . cost half as much as good paint. Won't peel or blister, even on green lumber. A wide range of colors from brilliant hues to weathering browns and grays make color harmony possible for any design . . . in any setting.

FREE BOOKLET . . .

"Stained Houses" contains illustrations and complete information plus color card. Send for it *today!* Samuel Cabot, Inc., 209 Oliver Bldg., Boston 9, Mass.

Cabot's CREOSOTE SHINGLE STAINS

MODUFLOW


System of Temperature Control

The greatest advance
in home heating since
the inception of auto-
matic heat.

MINNEAPOLIS - HONEYWELL

REGULATOR COMPANY

Minneapolis 8, Minnesota



HEALTH GUARDED
all the way!

HAWS Drinking Fountains allow the natural refreshing goodness of water to reach students with safety and satisfaction. The HAWS shielded angle stream head projects the stream of water at a convenient angle. Lips cannot touch the faucet orifice... thus assuring complete drinking water sanitation. Insure drinking water sanitation in the schools you are planning now by specifying the installation of



HAWS

DRINKING FOUNTAINS

For complete information and specifications on HAWS Sanitary Drinking Fountains, Faucets and Electric Water Coolers... write

HAWS DRINKING FAUCET CO.
1808 HARMON STREET (Since 1909) BERKELEY 3, CALIFORNIA
Agents and Sales Representatives in All Principal Cities

SPOT
REG. U.S. PAT. OFF.
SASH CORD



is
TOPS
in Value



SAMSON CORDAGE WORKS
BOSTON 10, MASS.

ARCHITECTS

ANNOUNCING a recent development of a new Cork-Rubber Tile and Abrasive Tile flooring for Industrial, Commercial, and Residential installation.

**Watch for further announce-
ment of availability**

In the meantime, SEE OUR CATALOG
IN SWEET'S displaying our entire line of
building products.



*Manufacturers of Building
Products for over 25 years*

SERVICISED PRODUCTS CORP.
6051 West 65th Street, Chicago 38, Ill.

INDEX TO ADVERTISEMENTS

Catalogs of concerns marked (s)
are filed in Sweet's File (1946)

s Adam, Frank, Electric Co.....	19	Federal Electric Products Company, Inc.....	125	s National Gypsum Company.....	30
Aerofin Corporation.....	149	s Fitzgibbons Boiler Company, Inc.....	152	s National Radiator Company.....	130
s Airtemp Division.....	17	Frick Co.....	134	s Norton Company.....	147
Alan Wood Steel Company.....	28	General Aniline & Film Corp.....	1	Okonite Company.....	37
s American Blower Corporation.....	56	s General Electric—Lamps.....	23	s Otis Elevator Company.....	52
s American Brass Company.....	31	General Pencil Company.....	138	s Owens-Illinois Glass Company.....	32
s American Flange & Manufacturing Co., Inc....	146	General Tire & Rubber Company.....	53	Oxalid Products Division.....	1
American Gas Association.....	8-9	s Goodrich, B. F., Chemical Company.....	24	s Petroleum Heat & Power Company.....	160
American Seating Company.....	144	s Grasselli Chemicals Dept.....	40	s Pittsburgh Plate Glass Company.....	131
s Anaconda Copper Mining Co.....	31	Graybar Electric Co.....	151	s Portland Cement Association.....	156
s Anchor Post Products, Inc.....	122	s Great Lakes Steel Corporation.....	47	s Powers Regulator Company.....	146
s Anemostat Corporation of America.....	55	s Hart & Hegeman Division.....	138	Propellair Inc.....	14
Arabol Manufacturing Co.....	136	s Haws Drinking Faucet Co.....	157	s Radco Corporation of America.....	117
s Arkelox Ceramic Corporation.....	153	s Herring-Hall-Marvin Safe Co.....	143	s Republic Steel Corporation.....	25
s Armstrong Cork Company.....	48-49	s Holophane Company, Inc.....	159	s Revere Copper & Brass, Inc.....	50
s Arrow, Hart & Hegeman Electric Co.....	138	Homasote Company, Inc.....	134	s Reynolds Metals Company.....	27
s Barber-Colman Company.....	118	s Hood Rubber Company.....	40	s Roddis Lumber & Veneer Co.....	46
s Benjamin Electric Mfg. Co.....	35	s Horn Brothers Co.....	150	s Rotary Lift Company.....	156
s Bethlehem Steel Company.....	36	s Imperial Brass Mfg. Co.....	6	Salter, H. B., Mfg. Co.....	12
Better Rooms for Better Living Competition....	141	s Independent Lock Co.....	156	s Samson Cordage Works.....	187
Bituminous Coal Institute.....	34	s Indiana Limestone Institute.....	44	s Sanymetal Products Company, Inc.....	121
s Blank, Frederic, & Co., Inc.....	140	s Jamison Cold Storage Door Co.....	146	s Seaporcel Porcelain Metals, Inc.....	136
Bledgett, G. S., Co., Inc.....	114	Jenkins Bros.....	15	Servel, Inc.....	128-129
Books.....	116-124-126	s Johnson Service Company.....	39	s Serviced Products Corp.....	157
Breuer Electric Mfg. Co.....	150	s Josam Manufacturing Co.....	113	s Sloan Valve Company.....	4th Cover
s Bull Dog Electric Products Company.....	29	Keasbey & Mattison Company.....	54	s Smith, H. B., Co., Inc.....	108
Burt Mfg. Co.....	16	s Libbey-Owens-Ford Glass Company.....	42	Smithcraft-Lighting Division.....	148
Byers, A. M., Co.....	4	s Lockwood-Hardware Mfg. Co.....	156	s Stanley Works.....	51
s Cabot, Samuel, Inc.....	156	Lone Star Cement Corporation.....	148	s Stran-Steel Division.....	47
s Cambridge Tile Mfg. Co.....	2nd Cover	Maas Organ Company.....	140	s Swedish Crucible Steel Co.....	150
Case, W. A., & Son Mfg. Co.....	145	s Macomber, Incorporated.....	110-111	s Taylor, Halsey W., Co.....	140
s Ceco Steel Products Corporation.....	2-3	s Mahon, R. C., Company.....	3rd Cover	Thortel Fireproof Fabrics.....	120
s Celotex Corporation.....	105	Malta Mfg. Co.....	154	s Trane Company.....	155
s Century Lighting, Inc.....	154	s Martin-Parry Corporation.....	119	s Trumbull Electric Mfg. Co.....	45
Cheney Industries.....	148	s Medart, Fred, Mfg. Co.....	132	s Truscon Steel Company.....	25
Chicago Tribune.....	141	s Mengel Company, Inc.....	127	Tuttle & Bailey.....	137
s Chrysler Corporation.....	17	s Mesker Brothers.....	135	Union Carbide & Carbon Corp.....	115
Classified Advertisements.....	142	Michaels Art Bronze Company, Inc.....	18	s United States Plywood Corporation.....	127-132
Connor, W. B., Engineering Corp.....	150	Miller Company.....	11	s United States Steel Corporation Subsidiaries...	22
s Coyne & Delany Company.....	144	s Minneapolis-Honeywell Regulator Co.....	157	s Universal Atlas Cement Co.....	22
Crane Co.....	152	Modular Service Association.....	43	s Van Range, John, Co.....	13
s Creo-Dipt Company, Inc.....	154	Monroe, Lederer & Taussig, Inc.....	148	s Wakefield Brass, F. W., Company.....	41
Curtis Companies Service Bureau.....	152	Montgomery Elevator Company.....	122	Washington Concrete Co.....	154
s Cutler Mail Chute Co.....	152	National Chemical & Mfg. Co.....	146	s Webster, Warren, & Co.....	124
s Day Brite Lighting, Inc.....	106	National Clay Pipe Manufacturers, Inc.....	38	Western Electric.....	151
Dravo Corporation.....	133		Wurlitzer, Rudolph, Company.....	123
s Dunham, C. A., Company.....	126				
s Du Pont, E. I., de Nemours & Co.....	40				
Electro Metallurgical Company.....	115				
Enterprise Engine & Foundry Co.....	21				
Faber, A. W., Inc.....	33				
Faber Eberhard Pencil Co.....	20				
s Facing Tile Institute.....	139				
Fedders-Quigan Corporation.....	144				

NEW YORK—H. Judd Payne, General Manager; Robert F. Marshall, Business Manager; Tom Tredwell, Advertising Mgr.; Benton B. Orwig, Creative Service Manager, 119 West 40th Street; BOSTON—Howard C. Perrine, 355 Park Square Bldg.; CHICAGO—C. B. Riemersma, Jack Casey, 700 Merchandise Mart; CLEVELAND—John C. Jackson, 321 Hanna Bldg.; LOS ANGELES—Robert P. Wettstein, Room 816, 816 West 5th St.; PHILADELPHIA—Tom Tredwell, 1321 Arch St.

THE 1947 DATALOG* IS READY

*Registered Trade Mark

Holophane datalog

Holophane engineers have concentrated on the job of providing practical, efficient, economical equipment for every form of commercial and industrial lighting. In the DATALOG they offer the full results of their experience and knowledge along with authoritative data on illumination, applications and mechanical details.

This Datalog just off press is available without charge. Send for Datalog R47.

Important New Features

- NEW "Index Of Uses"
- NEW Holoflux (Holophane Fluorescent) Units
- NEW Photometric Data
- NEW Streamlined Data On Applications, Unit Weights and Mechanical Details



HOLOPHANE COMPANY, INC.

Lighting Authorities Since 1898

342 MADISON AVENUE, NEW YORK 17
Holophane Co., Ltd., 385 Yonge St., Toronto, Can.

Low-Cost Heating . . .

A SCHOOL BUILDING "MUST"

.....Assured by.....

Petro Oil Burners

WHAT governs the selection of heating equipment for the school building? Its capacity to contribute to good health and comfort in the classroom? To cleanliness? Trouble-free operation? All these deserve careful consideration. But equally important is economical performance — to meet the exacting demands of cost-conscious architects, engineers and school officials.

PETRO oil-fired systems, to be found in many of the nation's schools, all are noted for economical service. However, economy is only part of the story. Engineered for a lifetime of service, PETRO systems are designed with a simplicity that assures reliable, uninterrupted heating. Important, too, is the fact that every PETRO unit is backed by a nation-wide organization of recognized responsibility, integrity and resources.

Whether you are designing a building for a budget-minded institution, commercial or industrial firm or for a home-owner, you and your client will find that PETRO Oil Burning Equipment means low-cost, high-efficiency heating.

INDUSTRIAL MODELS: No. 5 or No. 6 fuel oil; manual, semi- or automatic operation; 8 sizes to 450 bhp. Thermal Viscosity preheating.

DOMESTIC MODELS: No. 3 or lighter oils; "conversion" and combination-unit types, 7 sizes. Patented "Tubular Atomization."

FULL DATA on Petro Industrial Burners are in catalog files of Sweet's and Domestic Engineering. Details on Petro Domestic Burners available in separate catalog. Copy of either sent gladly on request.



WHAT ONE ARCHITECT SAYS ABOUT SCHOOL HEATING

Thomas Stapleton, New York architect, is noted for many fine buildings, among which are those in Palmer Square, Princeton. He comments as follows on Oil Burning Systems for schools:

"Efficiency in the modern classroom results from the right type of heating system just as much as it comes from good teaching facilities. My own experience and that of my engineers show that oil heating systems provide healthful living conditions for the pupils, and are clean, quiet and extremely economical. Reports from occupants and school officials bear out these views.

"I have been fully pleased with the service PETRO systems have rendered. In my opinion, PETRO Equipment is first-rate."

PETRO

REG. U. S. PAT. OFF.

cuts steam costs

PETROLEUM HEAT AND POWER CO. • Makers of Good Oil Burning Equipment Since 1903 • Stamford, Connecticut